



LOWELL PUBLIC SCHOOLS
FY26 Proposed Budget
July 1, 2025 - June 30, 2026



Table of Contents

Introductory Section

Superintendent's Message	1
Guiding Principles for Budget Development	2
Core Beliefs, Commitments, Strategic Plan	2
Memo to Superintendent	3
Budget Overview	4
Development Process, Assumptions, Timelines	5

Financial Section

Revenue

State Aid Chapter 70, Required Contribution	7
---	---

Expenses

Categorized by DESE Codes	8
Fair Student Funding	10

Budget

Overall Document	11
Funding, Site-Based Budgets	32

Salaries

Staff Salaries	118
Grant Funded Salaries	170

Appendices

Foundation Budget, State Aid Calculation	173
Other Forms of Revenue	174
Grants, Revolving Accounts, Circuit Breaker, Medicaid	174
Proposed Budget by Cost Center Compared with Prior Fiscal Years	177
Budget Reductions and Additions	182

Introductory Section



Introduction to the FY 2025 Budget

Dear Lowell Public Schools students, families, staff and community partners:

I am pleased to present the Proposed Budget for Fiscal Year 2026 (FY26) for Lowell Public Schools. It is the result of a process that began months ago and has been developed with input from our community and schools.

Decisions reflected in the proposed budget have been guided by our core beliefs and by the key commitments and our Strategic Plan: LPS 2030: Transforming Learning, Empowering Learners.

These include actions to:

- heighten rigor and relevance in every classroom
- preserve a focus on safe and welcoming classrooms
- retain and recruit highly skilled innovative staff, and
- maintain supportive and efficient systems for our stakeholders.

For the second consecutive year, the proposed budget reflects reductions in staff and services. Through much of our budget process, the Chapter 70 appropriation (\$261,489,114, a 7.59% increase over FY25) was expected to cover significant rises in costs (in health insurance, transportation costs, contractual raises, etc.) with only modest reductions required, and confined to central office. However, a reduction of over \$4M in the city's contribution to our budget means that significant reductions are necessary and will involve at least some school staffing and services.

The Proposed Budget represents the most accurate figures available at this time and represents a starting point for budget deliberations. As we move forward in the budget process, the budget goals established by the School Committee and the school district's Strategic Plan for continuous improvement will illuminate our path as we make important decisions in the weeks ahead.

In closing, I wish to acknowledge the input of our community through the Budget Survey, participation in community presentations, and through the work of their respective School Site Councils. While there remain uncertainties surrounding federal and state funding, and with the recognition of the fiscal challenges that are presented by steadily increasing costs of services, personnel, and an aging infrastructure, we are confident that with your continued support, these investments will cultivate an environment conducive to academic excellence and professional growth. On behalf of our district, I express heartfelt appreciation for your support.

Sincerely,

Liam Skinner, Superintendent

Guiding Principles for Budget Development

Our budget development process is rooted in the core beliefs, fundamental commitments, and strategic priorities of Lowell Public Schools, ensuring that financial decisions reflect our mission to serve every student equitably and effectively. We believe that a high-quality education is a fundamental right and that teaching and learning are at the core of our work—every budgetary decision must support what happens in the classroom. We recognize that families are essential partners in student success and that sustainable school improvement requires long-term commitment.

Our fundamental commitments drive us to eliminate opportunity gaps, provide equitable funding, and engage families with respect and cultural understanding. Budget allocations prioritize rigorous and relevant instruction, safe and welcoming schools, and the recruitment and retention of highly skilled educators. Additionally, we ensure that our financial systems are efficient and responsive, effectively supporting staff, students, and families.

Guided by our LPS 2030 Strategic Plan, we align resources to empower learners, sustain excellence in teaching, and build strong operational systems. Every investment is evaluated for its long-term impact and ability to advance student achievement, reinforcing our commitment to preparing all students for college, career, and life success.

LPS Core Beliefs:

Our core beliefs represent the bedrock on which our thoughts, behavior, and work is based. These fundamental convictions undergird the district's strategic direction and provide us with a sense of urgency and purpose:

- A high-quality education is a fundamental right of every child we serve.
- Teaching and learning are at the core of our work. Everything we do must support what happens in the classroom.
- Families are our partners. School should be a welcoming place for families.
- Sustainable school improvement requires hard and steady work over time.
- Every adult in the system is accountable for the success of our students. Putting every child on a path to college or career success is the responsibility of the entire community.

LPS Fundamental Commitments:

The fundamental commitments of the Lowell Public Schools represent a critical charge to all LPS stakeholders:

- Ensure that every student has a sense of belonging, is included, and that opportunity gaps among all students are eliminated.
- Provide equitable funding and resources among the district's diverse schools.
- Engage all families with courtesy, dignity, respect, and cultural understanding.

LPS District Strategic Plan

LPS 2030: Transforming Learning, Empowering Learners Strategic Plan includes the following goals:

- Actions to heighten rigor and relevance in every classroom
- Maintaining focus on safe and welcoming classrooms
- Retaining and recruiting highly skilled, innovative staff
- Maintaining supportive and efficient systems for our stakeholders

Memo to School Committee, Superintendent

To: Lowell School Committee May 7, 2025

Liam Skinner, Superintendent

From: Derek Pinto, Ed.D. Assistant Superintendent of Finance

Attached is the Lowell Public Schools' (LPS) Proposed Budget for Fiscal Year 2026 (FY26). The FY26 Budget Book is designed to meet the goals of transparency and clarity - feedback from stakeholders is welcome. At this stage in the process, it is important to note that these budget figures are subject to change. The state budget (which impacts our budget) has to make its way through the legislative process, and will be in place July 1. Updates will also be provided from federal and state agencies, and guidance will be delivered from the Lowell School Committee, all of which will serve to further refine the budget plan.

The Proposed Budget for FY2026 is \$271,489,114. This reflects an \$18,438,068 increase in State Aid over FY2025, an increase of 7.59%. The City Cash contribution has been reduced from \$14,086,463 (FY25) to \$10,000,000 for FY26. This figure means that reductions to personnel, programs, and services are being planned for. In addition, labor, benefits, and service costs have all increased. The budget was originally designed to achieve "level services" in an effort to provide at least the same staffing and educational services and programming that existed in FY25.


The FY26 Budget is designed to maintain: (1) educationally sound student/teacher ratios (2) adequate health and safety services for all students, staff, and the school community (3) current structures to address the social, emotional, and mental health needs of all students (4) staffing in specialized programs to support students in our high-needs population, to include unhoused students.

Information on the budget process, our fair student funding formula, assumptions, revenues, and expenses that underpin the FY26 budget have been provided in the Budget Overview section, which follows.

The FY26 Operating Budget documents are presented in the following manner: The first view provided displays the budget amount and expense detail by Department of Elementary and Secondary Education (DESE) function code. Major cost centers include: Administration, Instruction, Pupil Services, Facilities and Grounds, Employee Benefits and Rentals, Capital Outlay, and Programs with Other School Districts. The second set of budget documents provides site-based funding summaries, followed by school site detail, all of which have been reviewed and approved by School Site Councils and School Leadership. Additional information (salaries) are provided to allow for further analysis and discussion.

I wish to acknowledge the work of School Site Councils, Administrators, and my colleagues in the Finance Department, who worked long hours to discuss student needs, think creatively, and make difficult decisions that ultimately affect the quality of the student experience in Lowell Public Schools.

Budget Overview



The Budget Development Process

The LPS Finance Department conducted a productive, effective FY26 Budget Development Process within the context of the LPS Core Beliefs, Fundamental Commitments, and the District Strategic Plan. The approach taken was foundational to a successful budget process, outlined below:

- Endeavored to create a fiscally responsible budget, responsive to stakeholder needs
- Engaged stakeholders: the community, site/district leadership, and the School Committee
- Ensured that the budget development process was open, collaborative, and transparent
- Verified that all contractual and legal obligations will be met
- Focused on maintaining high-quality instruction, programs, and support for students
- Continued investment in curriculum & instructional materials to ensure academic excellence
- Maximized current resources through reallocation and leveraging available funds

The LPS fiscal year begins on July 1st and ends on June 30th. Our full budget revenue landscape includes funding from state aid, contributions from the City, grants, and revolving accounts. The FY26 Budget Book centers on the Operating Budget, which includes state aid and local contributions. Details on other sources of revenue (grant funds and revolving accounts) appear in the Appendices.

Key Budget Assumptions

Budget assumptions are essential because they provide the foundation for creating a structured and realistic financial plan and allow the flexibility to adapt to evolving circumstances. **Forecasting and planning** assumptions help estimate revenue, expenses, and potential financial risks, so we can effectively plan for the future. **Flexibility** is important as budgets are based on projections. Clearly defined assumptions make it easier to adjust financial plans when economic conditions, funding sources, or operational costs change. **Transparency and accountability** are vital, outlining the key factors influencing our budget, assumptions ensure stakeholders understand the rationale behind financial decisions, fostering trust and informed discussions.

General Revenue	<ul style="list-style-type: none">● Increases in unrestricted local aid and Chapter 70● Standard Federal and State entitlement grants budget offsets are assumed to be funded at the same level as FY 2025
Salaries	<ul style="list-style-type: none">● Includes all step, lane, and longevity increases to meet contractual obligations for current teaching, administration, and support staff (accounts for mid-year increases)
Variable Costs	<ul style="list-style-type: none">● 6% increase in benefits costs● 6% increase in General and Special Education transportation
Special Education	<ul style="list-style-type: none">● Increased Out-of-District line to have funding in place to commence services. These will be partially reimbursed through Circuit Breaker funds● Circuit Breaker reimbursement for FY26 will represent FY25 expense amounts● The Circuit Breaker program will continue to be funded at a 75% reimbursement rate
Other Assumptions	<ul style="list-style-type: none">● Considered enrollment projections, class sizes and teacher-to-student ratios, and learners' needs and placements for regular and special education students● Calculated costs based on historical spending trends, known service/material rate changes, and anticipated requirements● Reallocated existing resources (Grants and Revolving Accounts) to support changes in baseline Operating expenses

Timeline

The budget cycle is formulated around key dates and touchpoints to have a fully approved budget in place by the start of the fiscal year. The following summary table represents some milestones in the process, at the time of writing - end dates are subject to change:

Task	Date
January	
Enrollment projections completed/shared by the district data team	January 6
Governor's preliminary budget numbers broadcast https://malegislature.gov/Budget/GovernorsBudget	January 22
Community budget survey (multiple languages) open for input	January 28-February 14
February	
Budget kickoff/budget workbooks distributed	2nd week February
Community input budget meetings held via MS Teams	February 24, February 26
Budget collaborations held with principals, central office teams	4th week February to mid-March
March	
School site, central office budget workbook deadline date	March 21, 2025
April	
Completion of the compiled budget book	1st week April
Prioritization of budget requests	2nd-3rd week April
Final draft of Proposed FY26 Budget Book	4th week April
May	
Present budget to the School Committee	2nd week May
Hold public budget hearings	May 7, 14, 21
2nd hearing, budget approval (if necessary)	2nd-4th week May
Send to City Council for approval	TBD
June - enter the budget into MUNIS projection for July 1 start date	TBD

REVENUES

State Aid/Chapter 70

The budgeting process begins in **October** when student enrollment data is submitted to the state to determine the **foundation budget** - the minimum amount a district must spend on education. This budget varies across districts based on factors such as **grade levels, specialized programs, and the socioeconomic status of students**. The foundation amount is calculated using the **October 1st student count**, with each student assigned a specific funding rate based on established criteria.

Once the **total foundation budget** is determined, the state assesses the **City's financial capacity** to contribute, using property tax revenue and resident income levels to calculate the **municipality's ability to pay**. The remaining balance, after accounting for the required local contribution, is covered through **Chapter 70 state aid**. This process ensures a fair distribution of funding, aligning state and local resources to support public education.

Required Minimum Contribution

State aid is just one component of the revenue that supports the budgeted costs outlined in our strategic plan. The Massachusetts Department of Elementary and Secondary Education (DESE) determines the minimum amount that must be spent on education to continue receiving state funding. A portion of this funding is covered by the **City of Lowell**, known as the **Required Minimum Contribution**, which consists of **direct cash contributions** to the schools and **chargebacks** for city services allocated to education.

According to the Governor's FY26 budget, the **City of Lowell's required minimum contribution** increased by **\$3,967,140**, from **\$64,989,538 in FY25 to \$68,956,678 in FY26**, a **6.10% increase**. The City allocates part of this increase as a direct cash contribution to school operations, and the remaining balance will be accounted for through **chargebacks** related to the **Maintenance of Effort (MOE) plan**, which includes expenses such as city-provided services, facilities maintenance, and other operational costs attributed to the school system.

These chargebacks include services and personnel provided (to include but not limited) to LPS:

- **Services:** the City Treasurer's office, the City Auditor's office, the Purchasing Department, the administration of insurance expenses, snow/ice removal, parking fees, public service calls (i.e. fire alarm response), utilities for City-owned schools, building maintenance for the City-owned schools, public safety inspections, pensions, insurance for retired employees, worker's compensation, unemployment, charter schools, Greater Lowell Technical High School, Essex Agricultural High School, etc.
- **Personnel:** health personnel (nurses, partial Medicaid), School Resource Officers

This financial structure highlights the balance between direct school funding and indirect costs covered through city services, which remain essential components of the district's overall education budget.

The **Foundation Budget, Chapter 70 State Aid calculation**, along with other forms of revenue to the district (Grants, Revolving Accounts, Circuit Breaker) can be found in the Appendices.

EXPENSES

Categorized by DESE Function Codes

The Department of Elementary and Secondary Education specifies (DESE) the reporting functional categories to both budget and track our financial data and the specific items that should be reported under these categories. The Lowell Public School's budget is built with these DESE function codes as the sorting categories. The numbers in this section use data drawn from the End of Year Financial Report (EOYR) that LPS submitted to DESE.

The first section of the DESE function categories is **Administration**. This category comprises 3.20% of the District's general fund budget. It includes the School Committee, the Superintendent, the Assistant Superintendents, Finance, Human Resources & Operations, Legal, and Administrative Technology costs. This represents a slight year-over-year (FY25, 2.86%) increase. Key drivers for increases include: Contracted Services (Technology \$84K-\$183K) &, Other Expenses (Technology Hardware and Software \$1.25M, Outstanding Prior Year Expenditures, \$150K). Decreases include the reduction of Supplies and Materials (elimination of data supplies, \$15K).

The second section, **Regular Day (Education)**, tracks instructional costs. These dollars provide the most direct support to the mission of educating our children and represent 49.12% of the District's Operating Budget. This represents a slight decrease from FY25 (48.41%). Personnel in this section include teachers, paraprofessionals, tutors, and monies for after-school stipends. Non-personnel costs are related to regular education transportation, curriculum, instructional & library materials, professional development, supplies, equipment, and instructional/library technology. A key driver for the decrease in Other Expenses is the removal of the Early College Promise (\$400K).

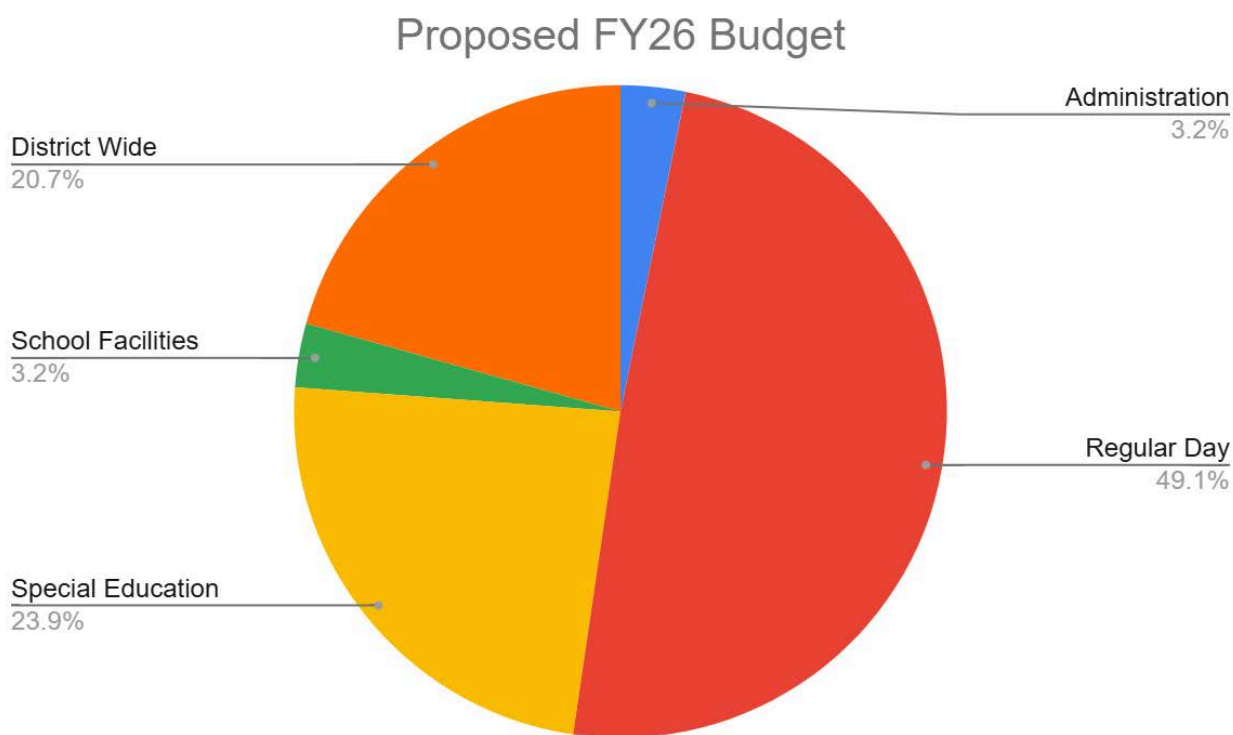
The third section, Student Support Services (**Special Education**), encompasses all personnel and non-personnel expenses necessary to deliver Special Education and related services to students in our school community. This is mandated by the Individuals with Disabilities Education Act (IDEA) and Section 504 of the Americans with Disabilities Act (ADA). We strive to provide programs and services to allow our students with disabilities to be educated in the least restrictive environment that enables them to make effective progress. Support Services represent 23.86% of the overall budget, a slight decrease from FY25 (23.97%). This portion of the budget covers various personnel including: special education teachers, nurses, occupational, physical, and speech therapists, and psychologists. Non-personnel expenses include: out-of-district tuition, student transportation, instructional, and legal services. Key drivers for increases in this category include Contracted Services (transportation) and Other Expenses (out-of-district tuition).

The fourth section, **Facilities**, tracks facilities-related costs. The City of Lowell's Department of Public Works supports Lowell Public Schools. The Facilities budget funds salaries and expenses necessary to clean and maintain our school buildings and central office spaces, and represents 3.16% of the overall budget, down slightly from FY25 (3.86%). Personnel expenses include building custodians, and non-personnel expenses include water, sewer, telephones, facility supplies, and building repair and maintenance. A key driver for increases in this area includes Contracted Services (Safety Office contracted services).

The fifth section, **District Wide Expenses**, refers to costs that may not be assigned to a specific school and could support all students or operations across the district. These are reported separately from individual school-level costs. These costs represent 20.65% of the overall budget, down slightly from FY25 (21.34%). Personnel in this section include school leadership (Principals/Assistant Principals), instructional/support staff, curriculum directors, and other district leaders. Non-personnel expenses include instructional materials, equipment and technology, family resources, and athletics. A key driver for increases here includes Supplies and Materials (supplies and textbooks +\$1.2M).

The table below shows the Proposed Budget by Cost Center Compared with Prior Fiscal Years, in both dollar amounts and percentages.

	Actual Expended FY22		Actual Expended FY23		Actual Expended FY24		Final Approved Budget FY25		Proposed Budget FY26	
Administration	\$7,726,270	3.84%	\$5,300,551	2.48%	\$5,916,320	2.42%	\$7,358,341	2.86%	\$8,678,885	3.20%
Regular Day	\$98,196,220	48.78%	\$106,624,752	49.91%	\$118,217,209	48.41%	\$137,366,847	53.42%	\$133,361,179	49.12%
Special Education	\$48,229,716	23.96%	\$49,148,492	23.01%	\$58,523,861	23.97%	\$52,237,793	20.32%	\$64,790,011	23.86%
School Facilities	\$6,720,740	3.34%	\$7,780,055	3.64%	\$9,426,926	3.86%	\$7,665,212	2.98%	\$8,584,862	3.16%
District Wide	\$40,423,077	20.08%	\$44,775,373	20.96%	\$52,109,151	21.34%	\$52,509,316	20.42%	\$56,074,177	20.65%
TOTAL	\$201,296,023	100.00%	\$213,629,223	100.00%	\$244,193,467	100.00%	\$257,137,509	100.00%	\$271,489,114	100.00%



Further details on these cost categories can be found in the Appendices.

A crucial step in our budget process is the **Fair Student Funding (FSF) model**, which determines how financial resources are distributed to schools. Unlike traditional school districts that allocate staff positions to schools, FSF ensures that funding follows students based on their specific needs and characteristics, similar to the state method for distributing aid. This method allows for schools to receive a budget based on their school demographics. Principals and School Site Councils are given autonomy to prioritize and allocate their budgets. **Dollar weights** are assigned to particular student groups to ensure that an appropriate amount of funding is directed to support those populations and schools, and **district-approved guardrails** ensure alignment with key priorities and compliance requirements.

- **Phase I (November–January):** Enrollment data and average salary figures are updated to reflect the most recent information and projected out for the following year.
- **Phase II (January – February):** Initial school allocations are determined, adjustments are made to ensure equity and stability, and the Governor’s budget is incorporated. A financial model is finalized during this stage.
- **Phase III (February – March):** Schools receive budget workbooks and collaborate with their School Site Councils to develop a **Quality Improvement Plan** that aligns with their financial allocations. Schools then submit their finalized budget workbooks to the central office.
- **Phase IV (March – April):** Transparency is emphasized as principals share their budgets with school staff, parents, and community members, ensuring broad engagement. The site budgets are then shared with the LPS Finance team.
- **Phase V (April):** All budget components are consolidated into a balanced financial plan, which is then presented to the School Committee for review.
- **Phase VI (May):** The budget is formally presented to the School Committee for final approval.

Lowell Public Schools

1110: School Committee		FY25 FTE	General Fund	FY25 FTE	Grants/Offsets	FY26 FTE	General Fund	FY26 FTE	Grants/Offsets
ADMINISTRATION (1XXX Series)									
1	School Committee Member Stipends		\$ 72,000		\$ -		\$ 72,000		\$ -
2	School Committee Secretary		\$ 40,000		\$ -		\$ 40,000		\$ -
<i>1110 Total Personnel:</i>			\$ 112,000		\$ -		\$ 112,000		\$ -
3	SC Sponsored Staff Appreciation Event		\$ 5,000		\$ -		\$ 5,000		\$ -
4	MGL C44 S64 Outstanding Prior Year Expenses		\$ -		\$ -		\$ -		\$ -
5	Expenses		\$ 10,000		\$ -		\$ 10,000		\$ -
6	Memberships		\$ 10,000		\$ -		\$ 10,000		\$ -
<i>1110 Total Non-Personnel:</i>			\$ 25,000		\$ -		\$ 175,000		\$ -
<i>Notes:</i> *Expense line includes: MASS conference expense, Food Service catering, inauguration, gifts, name plates, national AASA conference *Membership line includes annual renewal of MASC by-law renewal (online policies)									
Total School Committee:			\$ 137,000		\$ -		\$ 137,000		\$ -

Lowell Public Schools

1200: Superintendent		FY25 FTE	General Fund	FY25 FTE	Grants/Offsets	FY26 FTE	General Fund	FY26 FTE	Grants/Offsets
7	Superintendent of Schools	1.0	\$ 230,000	0.0	\$ -	1.0	\$ 235,750	0.0	\$ -
8	Asst Supt for Operations	1.0	\$ 217,688	0.0	\$ -	1.0	\$ 223,130	0.0	\$ -
9	Asst Supt for Academics	1.0	\$ 175,000	0.0	\$ -	1.0	\$ 179,375	0.0	\$ -
10	Asst Supt for Student Support Services	1.0	\$ 172,500	0.0	\$ -	1.0	\$ 176,813	0.0	\$ -
11	Asst Supt for School Leadership	1.0	\$ 175,000	0.0	\$ -	1.0	\$ 179,375	0.0	\$ -
12	Asst Supt for Finance	1.0	\$ 184,000	0.0	\$ -	1.0	\$ 188,600	0.0	\$ -
13	Chief of Equity	1.0	\$ 171,424	0.0	\$ -	0.0	\$ -	0.0	\$ -
<i>1200 Total Personnel:</i>		7.0	\$ 1,325,612	0.0	\$ -	6.0	\$ 1,183,043	0.0	\$ -
14	Advertising		\$ 20,000		\$ -		\$ -		\$ -
15	Contracted Services (District-Wide)		\$ 25,000		\$ -		\$ 25,000		\$ -
16	Expenses		\$ 10,000		\$ -		\$ 10,000		\$ -
17	Memberships		\$ 30,000		\$ -		\$ 25,000		\$ -
18	In-State Travel (District-Wide)		\$ 31,000		\$ -		\$ 40,000		\$ -
19	Supplies		\$ 3,500		\$ -		\$ 500		\$ -
<i>1200 Total Non-Personnel:</i>			\$ 119,500	\$ -	\$ -	0.0	\$ 100,500	0.0	\$ -
<i>Notes:</i> *Non-salary accounts were updated using historical spending trends *Contracted Services includes costs for back to school events (rentals), finance bond coverage, TSA consulting, etc. *Membership acct includes MASBO, MASS, MVSA, MASC, Urban Supt Network, The School Superintendent's Association (AASA), Marshall Memo *Expenses includes water rentals, notary packages, printing, employment law packages, related hiring expenses *In-State Travel covers mile reimbursements for LSAA and other staff *Supplies covers various office supplies, SC folders, ink and envelopes									
Total Superintendent:		7.0	\$ 1,445,112	0.0	\$ -	6.0	\$ 1,283,543	0.0	\$ -

Lowell Public Schools

14xx: Finance and Administrative Services

Finance & Operations (1410):	
20	Deputy CFO
21	Internal Auditor/Finance Generalist
22	Grants Manager
23	Budget & Fund Analyst
24	Mail Courier
25	Finance Officer- Payroll
26	Bursar/Financial Specialist - LHS
27	Clerical Staff - Central Administration
28	Clerical Staff - Special Education
29	Clerical Substitutes & Overtime
30	Substitute Teacher Calling
Human Resources (1420):	
31	Director of Human Resources
32	Human Resource Manager
33	Human Relations Generalist
Legal Counsel (1430):	
34	Staff Counsel for Student Services
Technology - Districtwide (1450):	
35	Director of Technology
36	Manager of ICTS
37	Network Manager
38	Assistant Network Manager
39	Helpdesk Manager
40	District Webmaster
41	Computer Repair Technician
42	Computer Repair Technician - LHS
43	Part-Time Computer Repair Tech
44	Student Database Administator
45	SIS & State Reporting Specialist
46	Data Office Assistant
47	Data Analyst (LHS)
48	Scheduler - LHS
49	Food Service Offset

FY25 FTE General Fund FY25 FTE Grants/Offsets

1.0	\$	100,000	0.0	\$	-
0.5	\$	38,834	0.5	\$	38,834
0.0	\$	-	1.0	\$	70,000
1.0	\$	90,000	0.0	\$	-
1.0	\$	43,837	0.0	\$	-
1.0	\$	82,001	0.0	\$	-
1.0	\$	59,682	0.0	\$	-
23.0	\$	1,326,665	3.0	\$	163,830
7.0	\$	403,768	2.0	\$	109,220
0.0	\$	30,300	0.0	\$	-
0.0	\$	15,150	0.0	\$	-
1.0	\$	130,000	0.0	\$	-
0.0	\$	-	0.0	\$	-
2.0	\$	172,316	0.0	\$	-
1.5	\$	189,539	0.5	\$	61,198
1.0	\$	132,173	0.0	\$	-
1.0	\$	118,450	0.0	\$	-
1.0	\$	98,880	0.0	\$	-
1.0	\$	85,000	0.0	\$	-
1.0	\$	69,525	0.0	\$	-
1.0	\$	84,055	0.0	\$	-
3.0	\$	225,418	0.0	\$	-
1.0	\$	76,863	0.0	\$	-
4.0	\$	93,600	0.0	\$	-
1.0	\$	95,080	0.0	\$	-
0.0	\$	-	1.0	\$	72,821
0.0	\$	-	0.0	\$	-
1.0	\$	99,418	1.0	\$	72,100
0.0	\$	95,575	0.0	\$	-
0.0	\$	-	0.0	\$	-

FY26 FTE General Fund FY26 FTE Grants/Offsets

1.0	\$	107,671	0.0	\$	-
0.0	\$	-	0.0	\$	-
0.0	\$	-	1.0	\$	74,624
1.0	\$	95,945	0.0	\$	-
1.0	\$	60,850	0.0	\$	-
1.0	\$	82,400	0.0	\$	-
1.0	\$	62,390	0.0	\$	-
20.0	\$	1,305,160	3.0	\$	195,774
6.0	\$	377,736	1.0	\$	62,956
0.0	\$	30,300	0.0	\$	-
0.0	\$	20,000	0.0	\$	-
0.0	\$	-	0.0	\$	-
0.0	\$	-	0.0	\$	-
2.0	\$	187,372	0.0	\$	-
2.0	\$	313,000	0.0	\$	-
1.0	\$	138,168	0.0	\$	-
1.0	\$	123,822	0.0	\$	-
1.0	\$	103,365	0.0	\$	-
1.0	\$	91,521	0.0	\$	-
1.0	\$	72,678	0.0	\$	-
0.0	\$	-	0.0	\$	-
3.0	\$	242,259	0.0	\$	-
1.0	\$	86,137	0.0	\$	-
4.0	\$	93,600	0.0	\$	-
1.0	\$	99,391	0.0	\$	-
1.0	\$	75,370	0.0	\$	-
0.0	\$	-	1.0	\$	62,100
0.0	\$	-	0.0	\$	-
0.0	\$	-	0.0	\$	-
0.0	\$	-	0.0	\$	-

14xx Total Personnel:

56.0 \$ 3,956,129 9.0 \$ 588,003

50.0 \$ 3,769,135 6.0 \$ 395,454

Lowell Public Schools

14xx: Finance and Administrative Services		FY25 FTE	General Fund	FY25 FTE	Grants/Offsets	FY26 FTE	General Fund	FY26 FTE	Grants/Offsets
Finance & Operations (1410):									
50	Postage		\$ 60,000		\$ -		\$ 51,000		\$ -
51	Central Office Supplies		\$ 25,000		\$ -		\$ 25,000		\$ -
52	Data Processing Forms/Supplies		\$ 15,000		\$ -		\$ -		\$ -
53	Printing & Binding		\$ 15,000		\$ -		\$ 15,000		\$ -
54	Contracted Services - Financial Audit		\$ 35,000		\$ -		\$ 35,000		\$ -
55	Contracted Services - Miscellaneous		\$ -		\$ -		\$ 28,000		\$ -
Human Resources (1420):									
56	Recruitment Expenses/Advertising		\$ 50,000		\$ -		\$ 50,000		\$ -
57	Out of State CORI		\$ 5,000		\$ -		\$ 5,000		\$ -
Legal Service for School Committee (1430):									
58	Contracted Services - Legal		\$ 15,000		\$ -		\$ 10,000		\$ -
Administrative Technology- Districtwide (1450):									
59	Technology Contracted Services		\$ 84,000		\$ -		\$ 183,050		\$ -
60	Computer Hardware - Admin.		\$ 118,500		\$ -		\$ -		\$ -
61	Computer Software - Admin.		\$ 570,400		\$ -		\$ -		\$ -
62	Internet Service Provider		\$ 123,200		\$ -		\$ 282,500		\$ -
63	Program & Analytical Services		\$ 1,000		\$ -		\$ -		\$ -
64	Photocopier Maintenance/Service		\$ 703,000		\$ -		\$ 500,000		\$ -
14xx Total Non-Personnel:			\$ 1,820,100		\$ -	0.0	\$ 1,184,550	0.0	\$ -
Notes: *Contracted Services -Miscellaneous: staff parking *Legal includes constables, sureties and certified mail *The significant investment in technology and 1 to 1 devices, device refresh, infrastructure, firewalls, ransomware, cyber security, and parts.									
Total Finance and Operations:		56.0	\$ 5,776,229	9.0	\$ 588,003	50.0	\$ 4,953,685	6.0	\$ 395,454

Lowell Public Schools

21xx: Instructional Leadership

FY25 FTE	General Fund	FY25 FTE	Grants/Offsets
-------------	--------------	-------------	----------------

FY26 FTE	General Fund	FY26 FTE	Grants/Offsets
-------------	--------------	-------------	----------------

INSTRUCTION (21/22XX Series)

Curriculum Directors (2110):	
65	Coordinator of Student Support Services - LHS
66	Coordinator of Early Childhood
67	Discipline & Operations Specialist - LHS
68	Community Schools Program Manager
69	Coordinator-Social Emotional Learning
70	Coordinator of Mathematics
71	Coordinator of MLE Programs
72	Coordinator of English Language Arts
73	Coordinator of Science & Social Studies
74	Coordinator of Special Programs
75	District Curriculum Support Specialists (ELA)
76	District Curriculum Support Specialists (Math)
77	District Curriculum Support Specialists (Science/SS)
78	Director of Research & Accountability
Department Heads (2120):	
79	Academic Chair - English - LHS
80	Academic Chair - Fine Arts - LHS
81	Academic Chair - Mathematics - LHS
82	Academic Chair - Physical Education - LHS
83	Academic Chair - MLL- LHS
84	Academic Chair - Science - LHS
85	Academic Chair - Social Studies - LHS
86	Academic Chair - Special Education - LHS
87	Academic Chair -World Language - LHS
District Leaders:	
88	Director of Student Health and Wellness
89	Director of Student Engagement Center
90	Director of English Language Services
91	Director of Special Education
92	Director of Professional Development
93	Assistant Director of Special Education

1.0	\$	138,401	0.0	\$	-
1.0	\$	130,230		\$	-
1.0	\$	112,739	0.0	\$	-
0.0	\$	-	1.0	\$	87,469
1.0	\$	132,988	0.0	\$	-
1.0	\$	129,981	0.0	\$	-
1.0	\$	128,629	0.0	\$	-
1.0	\$	126,757	0.0	\$	-
1.0	\$	127,565	0.0	\$	-
1.0	\$	134,373	0.0	\$	-
2.0	\$	232,787	0.0	\$	-
2.0	\$	236,548	0.0	\$	-
2.0	\$	234,946	0.0	\$	-
1.0	\$	145,000	0.0	\$	-
1.0	\$	133,750	0.0	\$	-
1.0	\$	127,909	0.0	\$	-
1.0	\$	132,154	0.0	\$	-
1.0	\$	133,750	0.0	\$	-
1.0	\$	130,000	0.0	\$	-
1.0	\$	133,750	0.0	\$	-
1.0	\$	132,677	0.0	\$	-
1.0	\$	132,154	0.0	\$	-
1.0	\$	131,876	0.0	\$	-
0.0	\$	-	1.0	\$	123,725
1.0	\$	136,470	0.0	\$	-
1.0	\$	133,825	0.0	\$	-
1.0	\$	146,156	0.0	\$	-
0.0	\$	-	0.0	\$	-
1.0	\$	113,821	1.0	\$	120,823

1.0	\$	149,781	0.0	\$	-
0.0	\$	-	0.0	\$	-
1.0	\$	119,455	0.0	\$	-
0.0	\$	-	1.0	\$	98,292
1.0	\$	133,602	0.0	\$	-
2.0	\$	277,134	0.0	\$	-
1.0	\$	137,125	0.0	\$	-
2.0	\$	270,260	0.0	\$	-
1.0	\$	138,842	0.0	\$	-
1.0	\$	147,718	0.0	\$	-
0.0	\$	-	0.0	\$	-
0.0	\$	-	0.0	\$	-
2.0	\$	252,093	0.0	\$	-
1.0	\$	151,576	0.0	\$	-
1.0	\$	145,708	0.0	\$	-
1.0	\$	137,708	0.0	\$	-
1.0	\$	143,996	0.0	\$	-
1.0	\$	143,996	0.0	\$	-
1.0	\$	139,931	0.0	\$	-
1.0	\$	147,165	0.0	\$	-
1.0	\$	142,855	0.0	\$	-
1.0	\$	143,701	0.0	\$	-
1.0	\$	141,978	0.0	\$	-
1.0	\$	143,190	0.0	\$	-
1.0	\$	146,938	0.0	\$	-
0.0	\$	-	0.0	\$	-
1.0	\$	160,425	0.0	\$	-
0.0	\$	-	0.0	\$	-
0.0	\$	-	2.0	\$	287,216

21xx Total Personnel:

29.0	\$	3,729,236	3.0	\$	332,017
------	----	-----------	-----	----	---------

26.0	\$	3,515,177	3.0	\$	385,508
------	----	-----------	-----	----	---------

Total Instructional Leadership:

29.0	\$	3,729,236	3.0	\$	332,017
------	----	-----------	-----	----	---------

26.0	\$	3,515,177	3.0	\$	385,508
------	----	-----------	-----	----	---------

Lowell Public Schools

22xx: School Leadership		FY25		FY25		FY26		FY26	
		FTE	General Fund	FTE	Grants/Offsets	FTE	General Fund	FTE	Grants/Offsets
Principals/School Leadership (2200)									
Elementary and Middle Schools:									
94	Lead Principal Stipend	0.0	\$ 10,100	0.0	\$ -	0.0	\$ -	0.0	\$ -
95	Principals	21.0	\$ 3,153,927	0.0	\$ -	21.0	\$ 3,272,210	0.0	\$ -
96	Assistant Principals	28.0	\$ 3,457,110	0.0	\$ -	28.0	\$ 3,911,740	0.0	\$ -
97	Title 1 Director	0.0	\$ -	1.0	\$ 140,495	0.0	\$ -	1.0	\$ 149,774
98	School Clerks	39.0	\$ 1,995,930	1.0	\$ 49,553	39.0	\$ 2,295,657	0.0	\$ -
99	Principal Merit Increases	0.0	\$ 17,228	0.0	\$ -	0.0	\$ -	0.0	\$ -
Lowell High School:									
100	Head of School	1.0	\$ 168,713	0.0	\$ -	1.0	\$ 172,509	0.0	\$ -
101	House Assistant Principals - LHS	4.0	\$ 548,042	0.0	\$ -	4.0	\$ 548,896	0.0	\$ -
102	Associate Head of School	1.0	\$ 140,250	0.0	\$ -	1.0	\$ 153,180	0.0	\$ -
103	Freshman Academy Assistant Principal- LHS	1.0	\$ 132,470	0.0	\$ -	1.0	\$ 141,220	0.0	\$ -
104	Student Services Specialist -LHS	7.0	\$ 757,000	0.0	\$ -	7.0	\$ 837,557	0.0	\$ -
105	Testing Coordinator	0.0	\$ -	0.0	\$ -	1.0	\$ 125,609	0.0	\$ -
Alternative Schools/Programs:									
106	Alternative School Principal - BRIDGE	1.0	\$ 125,000	0.0	\$ -	1.0	\$ 129,375	0.0	\$ -
107	Alternative School Principal - Career Academy	1.0	\$ 129,858	0.0	\$ -	1.0	\$ 132,780	0.0	\$ -
108	Alternative School Coordinator - Cardinal	1.0	\$ 125,431	0.0	\$ -	1.0	\$ 133,715	0.0	\$ -
109	Alternative School Coordinator - Laura Lee	1.0	\$ 121,164	0.0	\$ -	1.0	\$ 129,983	0.0	\$ -
110	Alternative School Coordinator - CSA Day School	1.0	\$ 131,328	0.0	\$ -	1.0	\$ 140,002	0.0	\$ -
111	Alternative School Assistant Administrator - Day School	0.0	\$ -	0.0	\$ -	1.0	\$ 130,000	0.0	\$ -
112	Alternative School Coordinator - Leblanc	0.0	\$ -	1.0	\$ 126,215	0.0	\$ -	1.0	\$ 135,552
22xx Total Personnel:		107.0	\$ 11,013,551	3.0	\$ 316,263	109.0	\$ 12,254,433	2.0	\$ 285,326
Total School Leadership:		107.0	\$ 11,013,551	3.0	\$ 316,263	109.0	\$ 12,254,433	2.0	\$ 285,326

Lowell Public Schools

23xx Series: Teaching Staff		FY25 FTE	General Fund	FY25 FTE	Grants/Offsets	FY26 FTE	General Fund	FY26 FTE	Grants/Offsets
Classroom Teachers (2305):		TEACHERS (2305 Series)							
113	Pre-K Teachers	25.0	\$ 2,258,501	0.0	\$ -	25.0	\$ 2,457,300	0.0	\$ -
114	Kindergarten Teachers	52.0	\$ 4,522,053	0.0	\$ -	52.0	\$ 5,111,184	0.0	\$ -
115	Elementary Classroom Teachers	208.0	\$ 18,088,211	0.0	\$ -	208.0	\$ 20,444,736	0.0	\$ -
116	English Language Learner Teachers	111.0	\$ 9,683,288	0.0	\$ -	111.0	\$ 10,910,412	0.0	\$ -
117	Middle School Teachers	215.0	\$ 18,749,099	0.0	\$ -	221.0	\$ 21,722,532	0.0	\$ -
118	Mathematics Teachers	31.0	\$ 2,708,876	0.0	\$ -	31.0	\$ 3,047,052	0.0	\$ -
119	Science Teachers	29.0	\$ 2,521,914	0.0	\$ -	29.0	\$ 2,850,468	0.0	\$ -
120	Social Studies Teachers	28.0	\$ 2,447,989	0.0	\$ -	27.0	\$ 2,653,884	0.0	\$ -
121	English Teachers	32.0	\$ 2,783,811	0.0	\$ -	32.0	\$ 3,145,344	0.0	\$ -
122	Native Language Support Teachers	1.0	\$ 89,385	0.0	\$ -	0.0	\$ -	0.0	\$ -
123	Foreign Language Teachers	17.0	\$ 1,478,363	0.0	\$ -	17.0	\$ 1,670,964	0.0	\$ -
124	Business Education Teachers	5.0	\$ 434,813	0.0	\$ -	5.0	\$ 491,460	0.0	\$ -
125	In-House Suspension Teachers	1.0	\$ 86,963	0.0	\$ -	1.0	\$ 98,292	0.0	\$ -
126	Teacher - Other (PBR Teachers, Interventionists, etc)	31.0	\$ 2,486,970	0.0	\$ -	6.0	\$ 590,389	0.0	\$ -
Allied Art Teachers (2305):									
127	Art Teachers	30.6	\$ 2,639,314	0.0	\$ -	30.6	\$ 3,007,735	0.0	\$ -
128	Music Teachers	27.4	\$ 2,382,768	0.0	\$ -	27.0	\$ 2,639,140	0.0	\$ -
129	Dance Teachers	4.0	\$ 347,850	0.0	\$ -	5.0	\$ 491,460	0.0	\$ -
130	Drama Teachers	3.0	\$ 273,925	0.0	\$ -	3.0	\$ 294,876	0.0	\$ -
131	Content Literacy	11.0	\$ 956,588	0.0	\$ -	12.0	\$ 1,179,504	0.0	\$ -
132	Technology Education Teachers	8.0	\$ 643,551	0.0	\$ -	7.0	\$ 688,044	0.0	\$ -
133	Instructional Technology Specialists	4.0	\$ 347,850	0.0	\$ -	3.0	\$ 294,876	0.0	\$ -
134	Physical Education / Health Teachers	54.0	\$ 4,695,858	0.0	\$ -	57.0	\$ 5,597,729	0.0	\$ -
Special Education Teachers (2305):									
135	Special Education Teachers	238.0	\$ 20,671,015	0.0	\$ -	244.0	\$ 23,983,248	0.0	\$ -
136	Hearing Impaired Teachers	2.0	\$ 178,770	0.0	\$ -	2.0	\$ 196,584	0.0	\$ -
137	Vision Impaired Teachers	1.0	\$ 89,385	0.0	\$ -	1.0	\$ 98,292	0.0	\$ -

Lowell Public Schools

TEACHERS (2305 Series)

Other Instructional Program Teachers:	
138	Jr. Air Force R.O.T.C. Instructors - LHS
139	Culinary Arts/Consumer Science Teachers
140	Video Production Instructor - LHS
141	Digital Media Producer
142	Early Childhood Coordinator/Expansion
143	Miscellaneous Stipends
144	Contractual Increases

3.0	\$	347,107	0.0	\$	-
3.0	\$	260,888	0.0	\$	-
0.0	\$	-	1.0	\$	86,000
0.0	\$	-	1.0	\$	61,654
0.0	\$	950,000	0.0	\$	-
	\$	500,000		\$	-
	\$	10,500,000		\$	-

3.0	\$	294,876	0.0	\$	-
3.0	\$	294,876	0.0	\$	-
0.0	\$	-	1.0	\$	86,000
0.0	\$	-	1.0	\$	61,654
0.0	\$	-	0.0	\$	-
	\$	-		\$	-
	\$	-		\$	-

23xx Total Personnel:

1175.0	\$	114,125,105	2.0	\$	147,654
--------	----	-------------	-----	----	---------

1162.6	\$	114,255,257	2.0	\$	147,654
--------	----	-------------	-----	----	---------

Notes:

*Other Teachers line was not reduced, those positions were reallocated to their correct line (Library, Behavior, etc.)

*Early Childhood Expansion has been broken out into the individual positions and non-personnel spending lines

Total Teaching Staff:

1175.0	\$	114,125,105	2.0	\$	147,654
--------	----	-------------	-----	----	---------

1162.6	\$	114,255,257	2.0	\$	147,654
--------	----	-------------	-----	----	---------

Lowell Public Schools

23xx Series (contd.)		FY25		FY25		FY26		FY26	
		FTE	General Fund	FTE	Grants/Offsets	FTE	General Fund	FTE	Grants/Offsets
Medical/Therapeutic Services (2320):									
145	Special Ed Family Advocate	0.0	\$ -	1.0	\$ 62,672	1.0	\$ 67,480	0.0	\$ -
146	Occupational / Physical Therapists	13.0	\$ 1,308,191	0.0	\$ -	14.0	\$ 1,451,296	0.0	\$ -
147	Certified OT Assistants (COTA)	3.0	\$ 153,448	0.0	\$ -	4.0	\$ 246,144	0.0	\$ -
148	Speech Pathologists & Therapists	30.0	\$ 2,963,001	0.0	\$ -	31.6	\$ 3,106,027	0.0	\$ -
149	Speech Language Pathologist Assistant (SLPA)	3.0	\$ 150,354	0.0	\$ -	5.0	\$ 303,675	0.0	\$ -
150	Sign Language Interpreters	1.0	\$ 48,165	0.0	\$ -	1.0	\$ 56,674	0.0	\$ -
151	Board Certified Behavioral Analyst (BCBA)	13.0	\$ 1,390,157	2.0	\$ 209,953	13.0	\$ 1,539,096	2.0	\$ 236,784
152	Behavior Specialists	1.0	\$ 93,425	0.0	\$ -	1.0	\$ 106,342	0.0	\$ -
153	Evaluation Team Chairpersons	14.0	\$ 1,668,596	1.0	\$ 107,805	15.0	\$ 1,822,065	1.0	\$ 121,471
154	Building Based Sub	3.0	\$ 124,986	0.0	\$ -	2.0	\$ 90,000	0.0	\$ -
155	Substitute Teachers - Day-to-Day	0.0	\$ 2,600,000	0.0	\$ -	0.0	\$ 3,000,000	0.0	\$ -
156	Substitute Teachers - Long-Term	0.0	\$ 1,200,000	0.0	\$ -	0.0	\$ 900,000	0.0	\$ -
Paraprofessionals (2330):									
157	Paraprofessionals - Special Education	199.0	\$ 7,016,301	48.0	\$ 1,593,600	245.0	\$ 9,554,755	48.0	\$ 1,593,600
158	Paraprofessionals - SPED 1 to 1	30.0	\$ 983,382	0.0	\$ -	35.0	\$ 1,364,965	0.0	\$ -
159	Paraprofessionals - Regular Education	225.0	\$ 7,657,266	0.0	\$ -	213.0	\$ 8,306,787	0.0	\$ -
160	Paraprofessionals - ELL	28.0	\$ 1,168,523	0.0	\$ -	25.0	\$ 974,975	0.0	\$ -
Librarians/Media Center Directors (2340):									
161	Library Teacher/Library Media Specialist	2.0	\$ 173,226	0.0	\$ -	6.8	\$ 718,039	0.0	\$ -
Intervention/Enrichment:									
162	Twilight Program (After School)	0.0	\$ 1,650,000	0.0	\$ -	0.0	\$ -	0.0	\$ -
163	Districtwide Summer Program	0.0	\$ -	0.0	\$ 1,000,000	0.0	\$ 914,000	0.0	\$ -
164	Tutors - Intervention / Enrichment (15 hrs/wk)	89.0	\$ 2,242,800	18.0	\$ 453,600	0.0	\$ -	110.0	\$ 2,772,000
165	Tutors - English Language Learners	0.0	\$ -	10.0	\$ 302,400	0.0	\$ -	22.0	\$ 554,400
166	Tutors - 18 hrs/wk	48.0	\$ 1,360,800	0.0	\$ -	30.7	\$ 928,368	0.0	\$ -
167	Stipends - Homebound Instruction		\$ 73,882		\$ -		\$ 75,000		\$ -
168	Stipends - Homebound Instruction (Special Education)		\$ 41,508		\$ -		\$ 53,923		\$ -
169	Stipends - Out-of-School PLC		\$ -		\$ 45,000		\$ -		\$ 45,000
170	Stipends - ELL Lead Teachers		\$ -		\$ 82,000		\$ -		\$ 82,000
171	Stipends - STEM Leads in K-8 Buildings		\$ -		\$ 75,600		\$ -		\$ 75,600
23xx Total Personnel:		702.0	\$ 34,068,011	80.0	\$ 3,932,630	643.1	\$ 35,579,611	183.0	\$ 5,480,855
<i>Notes:</i>									
Total Staff (Med/Instr. Services):		702.0	\$ 34,068,011	80.0	\$ 3,932,630	643.1	\$ 35,579,611	183.0	\$ 5,480,855

Lowell Public Schools

235x: Professional Development		FY25 FTE	General Fund	FY25 FTE	Grants/Offsets	FY26 FTE	General Fund	FY26 FTE	Grants/Offsets
PROFESSIONAL DEVELOPMENT (2350 Series)									
Coaching/Curriculum Support (2352):									
172	Principal Mentors	0.0	\$ 14,400	0.0	\$ -	0.0	\$ 14,400	0.0	\$ -
173	Other PD Coaches	2.0	\$ 198,969	0.0	\$ -	0.0	\$ -	0.0	\$ -
174	Math Resource (Teachers) Coach	21.5	\$ 2,018,223	0.0	\$ -	23.0	\$ 2,260,716	0.0	\$ -
175	Technology Instructional Support Specialist	4.0	\$ 388,107	0.0	\$ -	2.0	\$ 226,228	0.0	\$ -
176	Instructional Specialist	0.0	\$ -	12.0	\$ 1,211,678	1.0	\$ 114,407	11.0	\$ 1,258,477
177	Literacy Specialist	0.0	\$ -	16.0	\$ 1,512,119	1.0	\$ 114,407	15.0	\$ 1,716,105
Teacher Academy:									
178	Teacher Academy Facilitator	0.0	\$ -	1.0	\$ 97,830	0.0	\$ -	1.0	\$ 117,836
179	Teacher Academy Assistant Director	0.0	\$ -	1.0	\$ 99,203	1.0	\$ 102,675	0.0	\$ -
180	Teacher Academy Mentor Stipends - K-8	0.0	\$ 49,000	0.0	\$ 81,674		\$ 34,200		\$ 100,800
181	Teacher Academy Mentor Stipends - LHS	0.0	\$ 34,200	0.0	\$ -		\$ 40,000		\$ -
182	Teacher Academy Instructor Stipends	0.0	\$ 70,000	0.0	\$ -		\$ 100,000		\$ -
183	Teacher Academy Completion Bonus	0.0	\$ 106,000	0.0	\$ -		\$ 70,000		\$ -
184	Teacher Academy Professional Development	0.0	\$ 6,000	0.0	\$ -		\$ 5,000		\$ -
185	Teacher Academy Miscellaneous		\$ 92,200	0.0	\$ -		\$ 20,000		\$ -
Early Childhood:									
186	Assistant Early Childhood Coordinator		\$ -	1.0	\$ 108,691	0.0	\$ -	1.0	\$ 112,495
187	Early Childhood Specialist	0.5	\$ 29,810	0.5	\$ 29,810	1.0	\$ 77,515	0.0	\$ -
188	CFCE Coordinator		\$ -		\$ -	0.0	\$ -	1.0	\$ 72,450
189	CFCE Parent Liaison		\$ -		\$ -	0.0	\$ -	4.0	\$ 188,388
190	PEG Developer Coach	0.0	\$ -	1.0	\$ 89,655	0.0	\$ -	1.0	\$ 89,655
191	ECH: Contracted Services		\$ -		\$ -		\$ 270,000		\$ -
192	ECH: Supplies		\$ -		\$ -		\$ 37,600		\$ -
District Curriculum Support Specialists (Coaching)									
235x Total Personnel:		28.0	\$ 3,006,909	32.5	\$ 3,230,660	29.0	\$ 3,487,148	34.0	\$ 3,656,206
<i>Notes: *ECH C.S. includes funding to expand the number of pre-k seats we can offer to families</i>									
193	Tuition Reimbursement		\$ 260,000		\$ -		\$ 260,000		\$ -
194	Professional Development - Leaders		\$ 93,250		\$ -		\$ 93,250		\$ -
195	Professional Development		\$ 120,000		\$ 80,000		\$ 120,000		\$ 130,000
235x Total Non-Personnel:			\$ 473,250		\$ 80,000	0.0	\$ 473,250	0.0	\$ 130,000
Total Professional Development:		28.0	\$ 3,480,159	32.5	\$ 3,310,660	29.0	\$ 3,960,398	34.0	\$ 3,786,206

Lowell Public Schools

24xx: Instructional Materials, Equipment & Technology		FY25		FY25		FY26		FY26	
		FTE	General Fund	FTE	Grants/Offsets	FTE	General Fund	FTE	Grants/Offsets
INSTRUCTIONAL MATERIALS, EQUIPMENT & TECHNOLOGY (24XX Series)									
Textbooks (2410):									
196	Supplies & Textbooks - K-12		\$ 500,000		\$ -		\$ 2,063,000		\$ 437,000
197	Textbooks - English Language Learners		\$ 9,000		\$ -		\$ -		\$ -
Other Instructional Materials (2415):									
198	Supplies - Reading		\$ 10,000		\$ -		\$ -		\$ -
199	Supplies-Special Ed		\$ 45,000		\$ -		\$ 45,000		\$ -
200	Supplies - Mathematics		\$ 10,000		\$ -		\$ -		\$ -
201	Supplies - English Language Learners		\$ 15,000		\$ -		\$ -		\$ -
202	School Based Allocations		\$ 3,542,300		\$ -		\$ 3,108,153		\$ -
203	TV Studio Supplies		\$ -		\$ 83,070		\$ -		\$ 83,070
Instructional Hardware and Software (245x):									
204	Computer Contracted Services - Instructional		\$ 10,000		\$ -		\$ -		\$ -
205	Computer Hardware - Instructional		\$ 605,000		\$ -		\$ 245,000		\$ -
206	Computer Software - Instructional		\$ 791,683		\$ 150,000		\$ 921,570		\$ 150,000
Contracted Services									
207	Contracted Services - Special ED		\$ 25,000		\$ -		\$ 25,000		\$ -
208	Parent Education Program - Special Ed		\$ 12,000		\$ -		\$ 12,000		\$ -
209	Contracted Services - Hospitalized Children- SPED		\$ 55,000		\$ -		\$ 55,000		\$ -
210	Data Dashboard		\$ 100,000		\$ -		\$ 100,000		\$ -
Total Ed. Materials, Equipment & Technology:		0.0	\$ 5,729,983	0.0	\$ 233,070	0.0	\$ 6,574,723	0.0	\$ 670,070

Notes:

*Anticipating the purchase of new district-wide ELA curriculum

*Tech costs increased due to investment and price increases in curriculum software

Lowell Public Schools

27/28xx: Guidance Counseling & Testing

FY25 FTE	General Fund	FY25 FTE	Grants/Offsets
-------------	--------------	-------------	----------------

FY26 FTE	General Fund	FY26 FTE	Grants/Offsets
-------------	--------------	-------------	----------------

GUIDANCE COUNSELING AND TESTING (27/28XX Series)

Guidance Counselors (2710):	
211	Guidance Counselors
212	Early College Coordinator
213	Clerk Schedulers - LHS
Psychological Services (2800):	
214	Caseworker for the BRIDGE
215	Social Workers - Building Based
216	Social Worker - Family Resource Center
217	Crisis Intervention Specialist
218	Social Worker - SPED (Shared)
219	Psychologists
220	Behavior Support Staff (eg. PBR Teachers)
221	Mental Health Support Staff

25.0	\$	2,510,571	0.0	\$	-
0.0	\$	-	1.0	\$	72,133
5.0	\$	254,076	0.0	\$	-
1.0	\$	69,696	0.0	\$	-
45.4	\$	4,605,408	1.6	\$	158,662
1.0	\$	110,000	0.0	\$	-
0.0	\$	-	1.0	\$	106,026
16.0	\$	1,653,572	1.0	\$	99,863
13.0	\$	1,463,541	0.0	\$	-
4.0	\$	347,257	0.0	\$	-
5.0	\$	486,040	0.0	\$	-

25.0	\$	2,758,325	0.0	\$	-
0.0	\$	-	0.0	\$	-
5.0	\$	294,315	0.0	\$	-
0.0	\$	-	0.0	\$	-
43.0	\$	4,781,385	0.0	\$	-
1.0	\$	111,195	0.0	\$	-
0.0	\$	-	0.0	\$	-
17.0	\$	1,890,315	0.0	\$	-
15.0	\$	1,856,325	0.0	\$	-
8.0	\$	786,336	0.0	\$	-
5.0	\$	495,820	0.0	\$	-

27/28xx Total Personnel:

115.4	\$	11,500,161	4.6	\$	436,684
-------	----	------------	-----	----	---------

119.0	\$	12,974,016	0.0	\$	-
-------	----	------------	-----	----	---

Notes:

222	SEL Telehealth Services
223	Guidance Supplies - LHS
224	Testing-Special Ed

	\$	160,000		\$	-
	\$	1,000		\$	-
	\$	16,000		\$	-

	\$	160,000		\$	-
	\$	-		\$	-
	\$	16,000		\$	-

27/28xx Total Non-Personnel:

	\$	177,000		\$	-
--	----	---------	--	----	---

	\$	176,000		\$	-
--	----	---------	--	----	---

Notes:

Total Guidance Counseling & Testing:

115.4	\$	11,677,161	4.6	\$	436,684
-------	----	------------	-----	----	---------

119.0	\$	13,150,016	0.0	\$	-
-------	----	------------	-----	----	---

Lowell Public Schools

3000 Series: Public Services

FY25 FTE	General Fund	FY25 FTE	Grants/Offsets
-------------	--------------	-------------	----------------

FY26 FTE	General Fund	FY26 FTE	Grants/Offsets
-------------	--------------	-------------	----------------

PUPIL SERVICES 30XX SERIES

Attendance and Parent Liaison Services (3100):	
225	Family Resource Center Coordinator
226	Family Resource Family Liaisons
227	Family Resource Part Time Family Liaisons
228	Student Outreach Liaison - McKinney-Vento
229	Community Outreach Strategist
230	Attendance Officer
231	Attendance Monitors
232	Lead Bilingual Family Liaison
233	Bilingual Family Liaisons
234	Special Education Parent Liaison
235	Parent Liaison - Full Time
236	Parent Liaisons - Part Time (18 hrs/wk)
237	Parent Liaison - Stipended
238	Community Schools Managers
Medical/Health Services (3200):	
239	Nurses - Special Education
240	Nurse - Part Time Family Resource Center
Student Support:	
241	District Support - Student Resource Center
242	District Support - McKinney-Vento
243	District Support - SEL (Student Support)
244	District Support (SLIFE) - MLE (Student Support)
245	District Support Specialists (Student Supports)
Adult Education	
246	Director of Adult Education
247	Adult Education Teachers

FTE	General Fund	FTE	Grants/Offsets
1.0	\$ 120,249	0.0	\$ -
1.0	\$ -	0.0	\$ -
1.0	\$ -	0.0	\$ -
0.0	\$ -	1.0	\$ 49,935
1.0	\$ 86,399	0.0	\$ -
1.0	\$ 86,630	0.0	\$ -
2.0	\$ 85,442	0.0	\$ -
0.0	\$ -	1.0	\$ 67,620
8.0	\$ 420,450	0.0	\$ -
1.0	\$ 61,105	0.0	\$ -
14.7	\$ 558,530	0.0	\$ -
6.0	\$ 76,204	0.0	\$ -
6.0	\$ 20,160	0.0	\$ -
4.0	\$ 391,000	1.0	\$ 100,362
0.0	\$ -	7.0	\$ 338,014
1.0	\$ -		
1.0	\$ 110,000	0.0	\$ -
1.0	\$ -	0.0	\$ -
0.0	\$ -	1.0	\$ 100,000
2.0	\$ 235,715	0.0	\$ -
2.0	\$ 195,905	0.0	\$ -
1.0	\$ 124,709	0.0	\$ -
5.0	\$ 462,098	0.0	\$ -

FTE	General Fund	FTE	Grants/Offsets
1.0	\$ 128,192	0.0	\$ -
1.0	\$ 55,929	0.0	\$ -
1.0	\$ 29,000	0.0	\$ -
1.0	\$ 51,682	0.0	\$ -
1.0	\$ 93,027	0.0	\$ -
1.0	\$ 96,154	0.0	\$ -
2.0	\$ 117,266	0.0	\$ -
0.0	\$ -	1.0	\$ 69,986
6.0	\$ 347,328	3.0	\$ 173,664
0.0	\$ -	0.0	\$ -
13.7	\$ 488,800	0.0	\$ -
5.0	\$ 94,500	0.0	\$ -
0.0	\$ -	0.0	\$ -
5.0	\$ 491,460	3.0	\$ 294,876
0.0	\$ -	7.0	\$ 409,276
1.0	\$ 34,320	0.0	\$ -
1.0	\$ 118,102	0.0	\$ -
1.0	\$ 123,728	0.0	\$ -
1.0	\$ 121,901	0.0	\$ -
2.0	\$ 242,972	0.0	\$ -
2.0	\$ 243,802	0.0	\$ -
1.0	\$ 131,629	0.0	\$ -
4.0	\$ 393,168	1.0	\$ 98,929

Lowell Public Schools

Other Pupil Services	
248	Family Resource Center Stipends
249	Equity & Engagement Stipends
250	CLSP Stipends
251	Student Resource Center Stipends
252	Student Support Stipends
253	Parent Academy Director
254	Graduation Mentors and Attendance Intervention
255	CLSP Coordinator

	\$	-		\$	-
	\$	88,200		\$	-
	\$	-		\$	-
	\$	-		\$	-
	\$	-		\$	-
1.0	\$	120,000	0.0	\$	-
4.0	\$	240,000	0.0	\$	-
1.0	\$	126,149	0.0	\$	-

	\$	30,000		\$	-
	\$	-		\$	-
	\$	21,000		\$	-
	\$	42,000		\$	-
	\$	20,000		\$	-
0.0	\$	-	0.0	\$	-
3.0	\$	66,000	0.0	\$	-
1.0	\$	134,481	0.0	\$	-

3000 Total Personnel:

Notes:

65.7	\$	3,608,945	11.0	\$	655,931
------	----	-----------	------	----	---------

54.7	\$	3,716,441	15.0	\$	1,046,731
------	----	-----------	------	----	-----------

256	Translation Services
257	Family Resource Center Supplies
258	Family Resource Center Contracted Services
259	Equity & Engagement Contracted Services
260	Equity & Engagement Supplies
261	Student Resource Supplies
262	Student Resource Contracted Services
263	Testing & Evaluation
264	CLSP Supplies
265	CLSP Contracted Services
266	Student Support Contracted Services
267	Student Support Supplies
268	Dual Language Program Implementation/Seal of Biliteracy
269	Latinx Scholars
270	Alternative ED Program Expansion
271	Vaccination Clinic

	\$	250,000		\$	-
	\$	-		\$	-
	\$	-		\$	-
	\$	69,000		\$	-
	\$	20,000		\$	-
	\$	-		\$	-
	\$	-		\$	-
	\$	5,000		\$	-
	\$	-		\$	-
	\$	230,000		\$	-
	\$	-		\$	-
	\$	-		\$	-
	\$	50,000	0.0	\$	-
	\$	80,000	0.0	\$	-
	\$	500,000	0.0	\$	-
	\$	35,000	0.0	\$	-

	\$	220,000		\$	-
	\$	18,000		\$	-
	\$	10,000		\$	-
	\$	-		\$	-
	\$	-		\$	-
	\$	20,000		\$	-
	\$	55,000		\$	-
	\$	15,000		\$	-
	\$	10,000		\$	-
	\$	28,000		\$	-
	\$	300,000		\$	-
	\$	20,000		\$	-
	\$	20,000		\$	-
	\$	-		\$	-
	\$	-		\$	-
	\$	-		\$	-

3000 Total Non-Personnel:

Notes:

*Family Resource includes funding for community outreach and family engagement

*Student Resource includes funding for graduation pathways and intervention

	\$	1,239,000		\$	-
--	----	-----------	--	----	---

0.0	\$	716,000	0.0	\$	-
-----	----	---------	-----	----	---

Total Public Services:		65.7	\$	4,847,945	11.0	\$	655,931	54.7	\$	4,432,441	15.0	\$	1,046,731
------------------------	--	------	----	-----------	------	----	---------	------	----	-----------	------	----	-----------

Lowell Public Schools

3300: Transportation		FY25 FTE	General Fund	FY25 FTE	Grants/Offsets	FY26 FTE	General Fund	FY26 FTE	Grants/Offsets
Transportation (3300):									
272	Transportation Manager	1.0	\$ 108,053		\$ -	1.0	\$ 99,058		\$ -
273	Stipend for After School Bus Drop Off		\$ 14,000		\$ -		\$ 14,000		\$ -
274	Transportation Router	1.0	\$ 70,000		\$ -	1.0	\$ 72,450		\$ -
<i>3300 Total Personnel:</i>		2.0	\$ 192,053	0.0	\$ -	2.0	\$ 185,508	0.0	\$ -
<i>Notes: Updated salaries based on actuals</i>									
275	Contracted Transportation - Regular Education		\$ 6,501,700		\$ -		\$ 6,891,802		\$ -
276	Homeless Transportation		\$ 400,000		\$ -		\$ 424,000		\$ -
277	Contracted Transportation - Special Education		\$ 5,000,000		\$ -		\$ 7,791,362		\$ -
278	Jr. Air Force R.O.T.C. Transportation - LHS		\$ 3,000		\$ -		\$ 3,000		\$ -
279	Computer Software		\$ 5,000		\$ -		\$ -		\$ -
280	Contracted Services - Routing		\$ 4,000		\$ -		\$ 15,340		\$ -
281	Supplies		\$ 8,000		\$ -		\$ 8,000		\$ -
<i>3300 Total Non-Personnel:</i>			\$ 11,921,700		\$ -	0.0	\$ 15,133,504	0.0	\$ -
<i>Notes:</i>									
<i>* Added a 6% increase to transportation costs, SPED was increased based on actual spending trends</i>									
Total Transportation:		2.0	\$ 12,113,753	0.0	\$ -	2.0	\$ 15,319,012	0.0	\$ -

Lowell Public Schools

3400: Food Service		FY25 FTE	General Fund	FY25 FTE	Grants/Offsets	FY26 FTE	General Fund	FY26 FTE	Grants/Offsets
Food Service (3400) Personnel									
282	Food Service Generalist	0.0	\$ -	1.0	\$ 83,000	0.0	\$ -	1.0	\$ 87,541
283	Total Labor + Benefits for FS staff:	0.0	\$ -	187.0	\$ 3,828,930	0.0	\$ -	187.0	\$ 4,904,956
<i>3400 Total Personnel</i>		0.0	\$ -	188.0	\$ 3,911,930	0.0	\$ -	188.0	\$ 4,992,497
Non-Personnel									
284	Food Costs		\$ -		\$ 3,942,020		\$ -		\$ 3,934,457
285	Supplies		\$ -		\$ 1,097,687		\$ -		\$ 1,279,885
286	Miscellaneous		\$ -		\$ 601,776		\$ -		\$ 601,776
<i>3400 Total Non-Personnel</i>			\$ -		\$ 5,641,483	0.0	\$ -	0.0	\$ 5,816,118
Total Food Services:		0.0	\$ -	188.0	\$ 9,553,413	0.0	\$ -	188.0	\$ 10,808,615

Service Days = 180 with 3,449,387 meals budgeted
\$2.98/meal budgeted reimbursement under NLSP

Revolving Account has ceiling of 3 months of operating expenses
Reinvestments in Food Service Program:
Food truck, walk in refrigerator
Purchase and install of a timeclock system in all schools

Lowell Public Schools

ATHLETICS & STUDENT ACTIVITIES 35XX SERIES

3500: Athletics & Student Activities		FY25 FTE	General Fund	FY25 FTE	Grants/Offsets	FY26 FTE	General Fund	FY26 FTE	Grants/Offsets
Athletics (3510):									
287	Administrator of Athletics	1.0	\$ 132,792		\$ -	1.0	\$ 148,832		\$ -
288	Coaches - Interscholastic		\$ 570,000		\$ -		\$ 570,000		\$ -
289	Coaches - Intramural		\$ 100,000		\$ -		\$ 100,000		\$ -
Music/Band (3520):									
290	Afternoon in the Arts Program		\$ 251,400		\$ -		\$ 50,000		\$ -
291	Instrumental Music Program		\$ 55,000		\$ -		\$ 55,000		\$ -
292	Supplies - Instrumental Music Program		\$ 5,000		\$ -		\$ 5,000		\$ -
293	Band Camp - LHS		\$ 1,800		\$ -		\$ 1,800		\$ -
294	Supplies - Choral H.S.		\$ 2,500		\$ -		\$ 2,500		\$ -
295	Supplies - Choral Middle School		\$ 2,500		\$ -		\$ 2,500		\$ -
Other Student Activities (3520):									
296	Student Activity Advisor		\$ 92,402		\$ -		\$ -		\$ -
297	Stipends - Student Activities - LHS		\$ 149,300		\$ -		\$ 149,300		\$ -
298	Field Trip Admission Fees - K-8 - UML		\$ 60,000		\$ -		\$ 57,000		\$ -
299	Stipends - Science Idea Camp		\$ 40,000		\$ -		\$ -		\$ -
300	Stipends - Knowledge Bowl		\$ 24,205		\$ -		\$ 27,200		\$ -
301	Dual Enrollment Programs - LHS		\$ 45,000		\$ -		\$ 45,000		\$ -
302	S.C.O.R.E. Peer Mediation Program - LHS		\$ 35,000		\$ -		\$ 35,000		\$ -
<i>3500 Total Personnel:</i>		1.0	\$ 1,566,899	0.0	\$ -	1.0	\$ 1,249,132	0.0	\$ -

Lowell Public Schools

ATHLETICS & STUDENT ACTIVITIES 35XX SERIES (continued)

3500: Athletics & Student Activities		FY25 FTE	General Fund	FY25 FTE	Grants/Offsets	FY26 FTE	General Fund	FY26 FTE	Grants/Offsets
Non-Personnel									
303	Contracted Services - Athletics		\$ 140,675		\$ -		\$ 140,675		\$ -
304	Contracted Transportation - Athletics		\$ 128,100		\$ -		\$ 128,100		\$ -
305	Contracted Athletic Trainer Services		\$ 95,000		\$ -		\$ 95,000		\$ -
306	K-8 Athletics Investment		\$ 150,000		\$ -		\$ -		\$ -
307	Supplies - Athletics		\$ 134,000		\$ -		\$ 130,700		\$ -
308	Rental Fees		\$ 50,925		\$ -		\$ 50,925		\$ -
309	Uniforms - Athletics		\$ 140,700		\$ -		\$ 10,000		\$ -
310	Supplies - Student Activities		\$ 34,000		\$ -		\$ 34,000		\$ -
311	Jr. Air Force R.O.T.C. Supplies - LHS		\$ 5,000		\$ -		\$ 5,000		\$ -
312	Jr. Air Force R.O.T.C. Equipment - LHS		\$ 5,000		\$ -		\$ 5,000		\$ -
313	Knowledge Bowl Expenses		\$ -		\$ 25,000		\$ -		\$ 25,000
<i>3500 Total Non-Personnel:</i>		0.0	\$ 883,400	0.0	\$ 25,000	0.0	\$ 599,400	0.0	\$ 25,000
<i>Notes:</i> *Field Trip admission fees covers the costs to the Tsongas Center. UML provides free admission.									
Total Athletics & Student Activities:		1.0	\$ 2,450,299	0.0	\$ 25,000	1.0	\$ 1,848,532	0.0	\$ 25,000

Lowell Public Schools

4000: Custodial & Security Services		FY25 FTE	General Fund	FY25 FTE	Grants/Offsets	FY26 FTE	General Fund	FY26 FTE	Grants/Offsets
FACILITIES AND GROUNDS (4XXX Series)									
314	Facility Director	1.0	\$ 107,281		\$ -	1.0	\$ 134,589		\$ -
315	Deputy Facilities Director	1.0	\$ 95,000		\$ -	1.0	\$ 102,288		\$ -
316	Junior Custodian (Facilities Department)	1.0	\$ 55,000		\$ -	1.0	\$ 60,892		\$ -
317	Building Custodians	96.0	\$ 5,535,931		\$ 700,000	95.0	\$ 5,873,570		\$ -
318	Overtime - Use of Buildings		\$ 70,000		\$ -		\$ 70,000		\$ -
319	Overtime - Man-Out		\$ 95,000		\$ -		\$ -		\$ -
320	Overtime - Miscellaneous		\$ 70,000		\$ -		\$ -		\$ -
321	Districtwide Safety Specialist	1.0	\$ 120,250		\$ -	1.0	\$ 128,191		\$ -
322	Security Guards	15.0	\$ 793,512		\$ -	16.0	\$ 820,010		\$ -
<i>4000 Total Personnel:</i>		115.0	\$ 6,941,974	0.0	\$ 700,000	115.0	\$ 7,189,540	0.0	\$ -
<i>Notes:</i>									
323	Utility - Water / Sewer		\$ 250,000		\$ -		\$ 250,000		\$ -
324	Utility - Telephone		\$ 175,000		\$ -		\$ 175,000		\$ -
325	Preservation (Floors)		\$ 42,000		\$ -		\$ 42,000		\$ -
326	Facilities Supplies		\$ 400,000		\$ -		\$ 400,000		\$ -
327	Building Repair & Maintenance		\$ 350,000		\$ -		\$ 350,000		\$ -
328	Facilities Contracted Services		\$ 300,000		\$ -		\$ 300,000		\$ -
329	Safety Contracted Services		\$ -		\$ -		\$ 198,332		\$ -
<i>4000 Total Non-Personnel:</i>			\$ 1,517,000		\$ -	0.0	\$ 1,715,332	0.0	\$ -
<i>Notes:</i>									
Total Custodial & Security Services:		115.0	\$ 8,458,974	0.0	\$ 700,000	115.0	\$ 8,904,872	0.0	\$ -

Lowell Public Schools

EMPLOYEE BENEFITS & RENTALS (5000 Series)

5100/5200: Employee Benefits & Retirement													
330	Health/Dental Insurance Premiums & Other Fees		\$	26,627,053		\$	1,238,930		\$	28,224,676		\$	1,313,266
331	Miscellaneous Insurance		\$	30,000		\$	-		\$	30,000		\$	-
332	Longevity		\$	10,000		\$	-		\$	3,000		\$	-
333	Pre-Employment Physicals		\$	30,000		\$	-		\$	55,000		\$	-
334	Retirement Sick Leave Buyback		\$	1,600,000		\$	-		\$	1,512,132		\$	-
5100/5200 Total Non-Personnel:			\$	28,297,053		\$	1,238,930	0.0	\$	29,824,808	0.0	\$	1,313,266
Total Employee Benefits & Retirement:			\$	28,297,053		\$	1,238,930		\$	29,824,808		\$	1,313,266

Notes:

- *Insurance costs were increased by current monthly cost with estimated 6% increase
- *Miscellaneous insurance includes student accident insurance
- *Pre-Employment Physicals increased based on actual quote from vendor

Other Accounts		FY25		FY25		FY26		FY26	
		FTE	General Fund	FTE	Grants/Offsets	FTE	General Fund	FTE	Grants/Offsets
5350: Rental of Buildings									
335	Central Administration Office Lease		\$ 534,525		\$ -		\$ 534,536		\$ -
336	SPED Leasing of Space		\$ 330,672		\$ -		\$ 359,820		\$ -
337	Food Service Offset		\$ -		\$ -		\$ -		\$ -
5350 Total Non-Personnel:			\$ 865,197		\$ -	0.0	\$ 894,356	0.0	\$ -
Notes:									
Total Rental of Buildings:		\$	865,197	\$	-	\$	894,356	\$	-

Notes:

CAPITAL OUTLAY (7000 Series)

7000: Capital Outlay													
338	Capital Improvements		\$	200,000		\$	-		\$	200,000		\$	-
339	Equipment Replacement		\$	300,000		\$	-		\$	300,000		\$	-
340	Use of School Facilities Offset		\$	-		\$	-		\$	-		\$	-
7000 Total Non-Personnel:			\$	500,000		\$	-	0.0	\$	500,000	0.0	\$	-
Notes:													
Total Capital Outlay:			\$	500,000		\$	-		\$	500,000		\$	-

Notes:

Lowell Public Schools

PROGRAMS WITH OTHER SCHOOL DISTRICTS 9000 SERIES

9000 Series: Programs with Other School Districts													
341	Out-of-District Tuition		\$	7,860,335		\$	6,000,000		\$	10,033,486		\$	6,000,000
342	After Dark Program with Voke		\$	162,407		\$	-		\$	300,000		\$	-
343	Early College Promise (Middlesex)		\$	400,000		\$	-		\$	-		\$	-
Total Programs with Other School Districts:			\$	8,422,742		\$	6,000,000		\$	10,333,486		\$	6,000,000

SCHOOL COMMITTEE SUSPENSE

School Committee Suspense		School Committee Suspense				School Committee Suspense							
344	MGL C44 S64 Outstanding Prior Year Expenses		\$	-		\$	-		\$	150,000		\$	-
345	Human Resource Manager	0.0	\$	-	0.0	\$	-	1.0	\$	150,000	0.0	\$	-
346	Computer Hardware - Admin.		\$	118,500		\$	-		\$	1,000,000		\$	-
347	Computer Software - Admin.		\$	570,400		\$	-		\$	939,400		\$	-
348	Coordinator of Early Childhood	1.0	\$	130,230		\$	-	1.0	\$	138,831	0.0	\$	-
349	Twilight Program (After School)	0.0	\$	1,650,000	0.0	\$	-	0.0	\$	1,000,000	0.0	\$	-
350	Literacy Specialist	0.0	\$	-	16.0	\$	1,512,119	1.0	\$	114,407	15.0	\$	1,716,105
351	Overtime - Man-Out		\$	95,000		\$	-		\$	150,064		\$	-
352	Overtime - Miscellaneous		\$	70,000		\$	-		\$	125,063		\$	-
353													
354													
355													
356													
357													
358													
359													
360													
361													
Total Suspense Account:		1.0	\$	2,634,130	16.0	\$	1,512,119	3.0	\$	3,767,765	15.0	\$	1,716,105

GRAND TOTAL

2403.1	\$	257,137,509	333.1	\$	27,470,256
--------	----	-------------	-------	----	------------

2320.4	\$	271,489,114	448.0	\$	32,060,789
--------	----	-------------	-------	----	------------

FY25

\$ 243,051,046 Ch 70
 \$ 14,086,463 City Cash Contribution
 \$ 257,137,509 Total General Fund

Recommended FY26

\$ 261,489,114 Ch 70 (tentative)
 \$ 10,000,000 City Cash Contribution
 \$ 271,489,114 Total General Fund

\$ 271,489,114

Adie Day School

School Year 25-26 Budget

Category		Students	Weight	SY25-26 Amount
<i>FSF Weights</i>	<i>SY24-25 (for reference)</i>	<i>SY25-26</i>	<i>SY25-26</i>	
All students	54	68	\$ 6,550	\$ 445,400
Economically disadvantaged	35	57	\$ 1,873	\$ 106,761
Homeless	0	8	\$ 1,310	\$ 10,480
Low incoming performance	0	0	\$ 1,310	\$ -
Grades PreK-3	7	20	\$ 1,873	\$ 37,460
ELL below Level 3	6	13	\$ 3,050	\$ 39,650
ELL Level 3 and above	3	0	\$ 1,500	\$ -
SWD substantially separate	54	68	\$23,000	\$ 1,564,000
SWD inclusion/language	0	0	\$ 6,500	\$ -

FSF Baseline

ELL Baseline	\$ -
SWD Baseline	\$ -
General Ed Baseline	\$ -

Other FSF Policies

Transition amount	\$ 996,319
Budget Exceptions	\$ -

FSF Total

	\$ 3,200,070
--	--------------

Comparison to previous year budget

Year	SY24-25	SY25-26	Projected Change
Enrollment	54	68	14
FSF Budget	\$ 2,869,567	\$ 3,200,070	\$ 330,503
Sub Total	\$ 2,869,567	\$ 3,200,070	\$ 330,503
Supplements	\$ -	\$ -	\$ -
Total Budget	\$ 2,869,567	\$ 3,200,070	\$ 330,503
\$ per pupil	\$ 53,140	\$ 47,060	\$ (6,080)

Note: Total budget above is not exhaustive. E.g., excludes psychologists, speech pathologists, occupational therapists, ELL and STEM lead stipends

Adie Day School		SY24-25 Staff	Required minimum	SY25-26 Budgeted Staff	Check: Sufficient Staff?	Average Salary	Average Benefits	Amount	Notes
School Year 25-26 Budget				Budget in light yellow cells				\$3,200,070	Total Allocation - All Sources
2100 Principal's Office:				Gray cells are budgeted for you				\$0	Amount remaining to budget
Principal/Coordinator	1.00	1.00	1.00	Yes	\$	140,002	\$	22,400	\$162,402 [Add notes here as needed]
Assistant Principal				Yes	\$	139,705	\$	22,368	\$0 [Add notes here as needed]
Administrative Assistant	1.00	1.00	1.00	Yes	\$	58,863	\$	13,475	\$72,338 [Add notes here as needed]
Subtotal	2.00	2.00	2.00						\$234,740
Coaches:									
Math Resource Teacher				Yes	\$	98,292	\$	15,992	\$0 [Add notes here as needed]
Literacy Specialist	1.00		1.00						Positions are Grant Funded
Instructional Specialist									Check with Finance
Subtotal	1.00	0.00	1.00						\$0
Teachers:									
Classroom Teachers									
PreSchool Teachers				Yes	\$	98,292	\$	14,362	\$0 [Add notes here as needed]
Kindergarten Teachers				Yes	\$	98,292	\$	14,362	\$0 [Add notes here as needed]
1st Grade Teachers	see below			see below	\$	98,292	\$	14,362	\$0 [Add notes here as needed]
2nd Grade Teachers	see below			see below	\$	98,292	\$	14,362	\$0 [Add notes here as needed]
3rd Grade Teachers	see below			see below	\$	98,292	\$	14,362	\$0 [Add notes here as needed]
4th Grade Teachers	see below			see below	\$	98,292	\$	14,362	\$0 [Add notes here as needed]
5th Grade Teachers	see below			see below	\$	98,292	\$	14,362	\$0 [Add notes here as needed]
6th Grade Teachers	see below			see below	\$	98,292	\$	14,362	\$0 [Add notes here as needed]
7th Grade Teachers	see below			see below	\$	98,292	\$	14,362	\$0 [Add notes here as needed]
8th Grade Teachers	see below			see below	\$	98,292	\$	14,362	\$0 [Add notes here as needed]
Loopers	see below			see below	\$	98,292	\$	14,362	\$0 [Add notes here as needed]
Subtotal: All Grades 1-8 Teachers	0.00	0.00	0.00	Yes					
Allied Arts									
Art			0.20	Yes	\$	98,292	\$	14,362	\$22,531 [Add notes here as needed]
Music			0.15	Yes	\$	98,292	\$	14,362	\$16,898 [Add notes here as needed]
Physical Education	1.00		2.00	Yes	\$	98,292	\$	14,362	\$225,308 [Add notes here as needed]
Technology Ed				Yes	\$	98,292	\$	14,362	\$0 [Add notes here as needed]
Drama				Yes	\$	98,292	\$	14,362	\$0 [Add notes here as needed]
ITS				Yes	\$	98,292	\$	14,362	\$0 [Add notes here as needed]
Content Literacy				Yes	\$	98,292	\$	14,362	\$0 [Add notes here as needed]
Health				Yes	\$	98,292	\$	14,362	\$0 [Add notes here as needed]
Dance				Yes	\$	98,292	\$	14,362	\$0 [Add notes here as needed]
Library/Media Specialist				Yes	\$	105,594	\$	14,755	\$0 [Add notes here as needed]
All General Education Teachers	1.00	0.00	2.35						\$264,737
Special Education Teachers									
Adjustment Teachers	see below				\$	98,292	\$	14,362	\$0 [Add notes here as needed]
LEAP Teachers	see below				\$	98,292	\$	14,362	\$0 [Add notes here as needed]
CSA Teachers	11.00		14.00		\$	98,292	\$	14,362	\$1,577,156 With new add'l location
Other Special Ed Teachers	see below				\$	98,292	\$	14,362	\$0 [Add notes here as needed]
All Special Education Teachers	11.00	11.0	14.00						
English Language Learners Teachers									
ELL Teachers				Yes	\$	98,292	\$	14,362	\$0 [Add notes here as needed]
All Teachers	12.00	11.00	16.35						\$1,841,893
Paraprofessionals:									
GenEd Paras									
Preschool Para				Yes	\$	38,999	\$	5,468	\$0 [Add notes here as needed]
Kindergarten Para				Yes	\$	38,999	\$	5,468	\$0 [Add notes here as needed]
Mainstream Paras				Yes	\$	38,999	\$	5,468	\$0 [Add notes here as needed]
All General Education Paras	0.00	0.00	0.00						\$0
Special Education Paras									
Special Education Classroom Paras	30.00	23.00	23.00		\$	38,999	\$	5,593	\$1,025,625 With new add'l location

Adie Day School		SY24-25 Staff	Required minimum	SY25-26 Budgeted Staff	Check: Sufficient Staff?	Average Salary	Average Benefits	Amount	Notes
School Year 25-26 Budget				Budget in light yellow cells				\$3,200,070	Total Allocation - All Sources
				Gray cells are budgeted for you				\$0	Amount remaining to budget
Grant Funded SPED Classroom Paras				16.00	Funded by 240 Grant				[Add notes here as needed]
504 /1to1		1.00		7.00	Funded based on need				Picked up by district
English Language Learners Paras									
ELL Para			0.00		Yes	\$	38,999	\$	5,593
								\$0	[Add notes here as needed]
All Paraprofessionals		31.00	23.00	46.00					\$1,025,625
Student Support:									
Guidance Counselor					Yes	\$	110,333	\$	16,654
Social Worker					Yes	\$	111,195	\$	16,560
Mental Health Support Staff					Yes	\$	99,164	\$	16,560
Behavior Support Staff					Yes	\$	98,292	\$	14,362
Building Substitute Staff					Yes	\$	45,000	\$	7,098
ELL Tutor					Yes				Contact Finance before adding
Tutors (including SEL): 15 hrs/week					Yes				Contact Finance before adding
Parent Liaison: part time					Yes	\$	18,900		\$0
Parent Liaison, full time					Yes	\$	37,000	\$	6,179
Subtotal		0.00	0.00	0.00					\$0
Facilities									
Security Guards					Yes	\$	50,206	\$	8,329
Custodians		1.00	1.00	1.00	Funded based on need				\$0
Subtotal		1.00	1.00	1.00					\$0
Other Positions									
Other (describe in column J)		n/a		0.00	Yes				\$0
Other (describe in column J)		n/a		0.00	Yes				\$0
Subtotal		0.00		0.00					\$0
Total Staffing									
All Staff		47.00		66.35					\$3,102,258
Stipends									
Website Content Manager Stipend					Yes	\$	2,500		\$0
Translation Stipend				2.00	Yes	\$	2,000.00		\$4,000
Other Lead Stipend (describe in column J);		\$ 3,600		3,600	Yes				\$3,600
Other Lead Stipend (describe in column J);		\$ 3,600		3,600	Yes				\$3,600
Other Lead Stipend (describe in column J);		\$ 3,600		3,600	Yes				\$3,600
Total Stipends		\$ 10,800							\$14,800
Non-Personnel									
Office Supplies		\$ -			Yes				[Add notes here as needed]
General Supplies		\$ 72,012		\$ 68,012	Yes			\$68,012	[Add notes here as needed]
Contracted Services		\$ -			Yes				[Add notes here as needed]
Professional Development		\$ 15,000		\$ 15,000	Yes			\$15,000	[Add notes here as needed]
Hardware (i.e.: Smartboards, etc.)		\$ -			Yes				[Add notes here as needed]
Software (i.e.: ST Math)		\$ -			Yes				[Add notes here as needed]
Field Trips		\$ -			Yes				[Add notes here as needed]
Other (describe in column J)									[Add notes here as needed]
Other (describe in column J)									[Add notes here as needed]
Other (describe in column J)									[Add notes here as needed]
Total Non-Personnel		\$ 87,012		\$ 83,012					\$83,012
Total Budget									
									\$3,200,070

Bailey School

School Year 25-26 Budget

Category	Students	Weight	SY25-26 Amount
<i>FSF Weights</i>	<i>SY24-25 (for reference)</i>	<i>SY25-26</i>	<i>SY25-26</i>
All students	437	444	\$ 6,550 \$ 2,908,200
Economically disadvantaged	106	292	\$ 1,873 \$ 546,916
Homeless	12	42	\$ 1,310 \$ 55,020
Low incoming performance	110	52	\$ 1,310 \$ 68,120
Grades PreK-3	361	354	\$ 1,873 \$ 663,042
ELL below Level 3	100	108	\$ 3,050 \$ 329,400
ELL Level 3 and above	70	28	\$ 1,500 \$ 42,000
SWD substantially separate	37	33	\$ 23,000 \$ 759,000
SWD inclusion/language	61	63	\$ 6,500 \$ 409,500

<i>FSF Baseline</i>		
ELL Baseline		\$ -
SWD Baseline		\$ -
General Ed Baseline		\$ -
<i>Other FSF Policies</i>		
Transition amount		\$ 236,979
Budget Exceptions		\$ -
<i>FSF Total</i>		
		\$ 6,018,177

Comparison to previous year budget

Year	SY24-25	SY25-26	Projected Change
Enrollment	437	444	7
FSF Budget	\$ 5,857,861	\$ 6,018,177	\$ 160,316
Sub Total	\$ 5,857,861	\$ 6,018,177	\$ 160,316
Supplements	\$ -	\$ -	\$ -
Total Budget	\$ 5,857,861	\$ 6,018,177	\$ 160,316
\$ per pupil	\$ 13,405	\$ 13,554	\$ 150

Note: Total budget above is not exhaustive. E.g., excludes psychologists, speech pathologists, occupational therapists, ELL and STEM lead stipends

Bailey School		SY24-25 Staff	Required minimum	SY25-26 Budgeted Staff	Check: Sufficient Staff?	Average Salary	Average Benefits	Amount	Notes
School Year 25-26 Budget				Budget in light yellow cells				\$6,018,177	Total Allocation - All Sources
				Gray cells are budgeted for you				(\$0)	Amount remaining to budget
2100 Principal's Office:									
Principal/Coordinator	1.00	1.00	1.00	Yes	\$	145,677	\$	23,024	\$168,701 [Add notes here as needed]
Assistant Principal	1.00		1.00	Yes	\$	139,705	\$	22,368	\$162,073 [Add notes here as needed]
Administrative Assistant	1.00	1.00	1.00	Yes	\$	58,863	\$	13,475	\$72,338 [Add notes here as needed]
Subtotal	3.00	2.00	3.00						\$403,112
Coaches:									
Math Resource Teacher	1.00		1.00	Yes	\$	98,292	\$	15,992	\$114,284 [Add notes here as needed]
Literacy Specialist	1.00		1.00						Funded by Title I
Instructional Specialist									Contact Finance before adding
Subtotal	2.00	0.00	2.00						\$114,284
Teachers:									
Classroom Teachers									
PreSchool Teachers	1.00	1.00	1.00	Yes	\$	98,292	\$	14,362	\$112,654 [Add notes here as needed]
Kindergarten Teachers	4.00	4.00	4.00	Yes	\$	98,292	\$	14,362	\$450,616 [Add notes here as needed]
1st Grade Teachers	4.00	see below	4.00	see below	\$	98,292	\$	14,362	\$450,616 [Add notes here as needed]
2nd Grade Teachers	4.00	see below	4.00	see below	\$	98,292	\$	14,362	\$450,616 [Add notes here as needed]
3rd Grade Teachers	4.00	see below	4.00	see below	\$	98,292	\$	14,362	\$450,616 [Add notes here as needed]
4th Grade Teachers	4.00	see below	4.00	see below	\$	98,292	\$	14,362	\$450,616 [Add notes here as needed]
5th Grade Teachers		see below		see below	\$	98,292	\$	14,362	\$0 [Add notes here as needed]
6th Grade Teachers		see below		see below	\$	98,292	\$	14,362	\$0 [Add notes here as needed]
7th Grade Teachers		see below		see below	\$	98,292	\$	14,362	\$0 [Add notes here as needed]
8th Grade Teachers		see below		see below	\$	98,292	\$	14,362	\$0 [Add notes here as needed]
Loopers		see below		see below	\$	98,292	\$	14,362	\$0 [Add notes here as needed]
Subtotal: All Grade Teachers	21.00	18.00	21.00	Yes					
Allied Arts									
Art	1.00		1.00	Yes	\$	98,292	\$	14,362	\$112,654 [Add notes here as needed]
Music	1.00		1.00	Yes	\$	98,292	\$	14,362	\$112,654 [Add notes here as needed]
Physical Education	1.00	1.00	1.00	Yes	\$	98,292	\$	14,362	\$112,654 [Add notes here as needed]
Technology Ed				Yes	\$	98,292	\$	14,362	\$0 [Add notes here as needed]
Drama				Yes	\$	98,292	\$	14,362	\$0 [Add notes here as needed]
ITS				Yes	\$	98,292	\$	14,362	\$0 [Add notes here as needed]
Content Literacy	1.00		1.00	Yes	\$	98,292	\$	14,362	\$112,654 [Add notes here as needed]
Health				Yes	\$	98,292	\$	14,362	\$0 [Add notes here as needed]
Dance				Yes	\$	98,292	\$	14,362	\$0 [Add notes here as needed]
Library/Media Specialist				Yes	\$	105,594	\$	14,755	\$0 [Add notes here as needed]
Community School Manager				Yes	\$	98,292	\$	14,755	\$0 [Add notes here as needed]
All General Education Teachers	25.00	24.00	25.00						\$2,816,350
Special Education Teachers									
Adjustment Teachers	see below				\$	98,292	\$	14,362	\$0 [Add notes here as needed]
LEAP Teachers	see below				\$	98,292	\$	14,362	\$0 [Add notes here as needed]
CSA Teachers	3.00	see below	3.00		\$	98,292	\$	14,362	\$337,962 [Add notes here as needed]
Other Special Ed Teachers	4.00	see below	4.00		\$	98,292	\$	14,362	\$450,616 [Add notes here as needed]
All Special Education Teachers	7.00	7.00	7.00						
English Language Learners Teachers									
ELL Teachers	4.00	4.00	4.00	Yes	\$	98,292	\$	14,362	\$450,616 [Add notes here as needed]
All Teachers	36.00	35.00	36.00						\$4,055,544
Paraprofessionals:									
GenEd Paras									
Preschool Para	1.00	1.00	1.00	Yes	\$	38,999	\$	5,468	\$44,467 [Add notes here as needed]
Kindergarten Para	4.00	4.00	4.00	Yes	\$	38,999	\$	5,468	\$177,870 [Add notes here as needed]

Bailey School	SY24-25 Staff	Required minimum	SY25-26 Budgeted Staff	Check: Sufficient Staff?	Average Salary	Average Benefits	Amount	Notes
Mainstream Paras	8.00	4.00	9.00	Yes	\$ 38,999	\$ 5,468	\$400,203	[Add notes here as needed]
All General Education Paras	13.00	9.0	14.00				\$622,540	
Special Education Paras								
Special Education Classroom Paras	9.00	9.0	9.00		\$ 38,999	\$ 5,593	\$401,331	[Add notes here as needed]
504 /1to1	1.00		2.00	Funded based on need				[Add notes here as needed]
English Language Learners Paras								
ELL Para	1.00		1.00	Yes	\$ 38,999	\$ 5,593	\$44,592	[Add notes here as needed]
All Paraprofessionals	24.00	18.00	26.00				\$1,068,464	
Student Support:								
Guidance Counselor				Yes	\$ 110,333	\$ 16,654	\$0	[Add notes here as needed]
Social Worker	2.00		1.00	Yes	\$ 111,195	\$ 16,560	\$127,755	[Add notes here as needed]
Mental Health Support Staff				Yes	\$ 99,164	\$ 16,560	\$0	[Add notes here as needed]
Behavior Support Staff				Yes	\$ 98,292	\$ 14,362	\$0	[Add notes here as needed]
Building Substitute Staff				Yes	\$ 45,000	\$ 7,098	\$0	[Add notes here as needed]
ELL Tutor			1.00	Funded by Title III				[Add notes here as needed]
Tutors (including SEL): 15 hrs/week	6.70		3.00	Funded by Title I				[Add notes here as needed]
School Based Tutors	5.70		5.70		\$ 30,240		\$172,368	8 tutors at 15 hours per week
Parent Liaison: part time				Yes	\$ 18,900		\$0	[Add notes here as needed]
Parent Liaison, full time				Yes	\$ 37,000	\$ 6,179	\$0	[Add notes here as needed]
Subtotal	14.40	0.00	10.70				\$300,123	
Facilities								
Security Guards				Yes	\$ 50,206	\$ 8,329	\$0	[Add notes here as needed]
Custodians	3.00	3.00	3.00	Funded based on need				[Add notes here as needed]
Subtotal	3.00	3.00	3.00				\$0	
Other Positions								
Other (describe in column J)	n/a			Yes			\$0	[Add notes here as needed]
Other (describe in column J)	n/a			Yes			\$0	[Add notes here as needed]
Subtotal	0.00		0.00				\$0	
Total Staffing								
All Staff	82.40		80.70				\$5,941,527	
Stipends								
Website Content Manager Stipends	\$ 2,500		1.00	Yes	\$ 2,500		\$2,500	[Add notes here as needed]
Translation Stipend	\$ -		1.00	Yes	\$2,000		\$2,000	[Add notes here as needed]
Other Lead Stipend (describe in column J);	\$ -			Yes	\$0		\$0	[Add notes here as needed]
Other Lead Stipend (describe in column J);	\$ -			Yes	\$0		\$0	[Add notes here as needed]
Total Stipends	\$ 2,500						\$4,500	
Non-Personnel								
Office Supplies	\$ -			Yes				[Add notes here as needed]
General Supplies	\$ 50,000		\$ 57,150	Yes			\$57,150	[Add notes here as needed]
Contracted Services	\$ -			Yes				[Add notes here as needed]
Professional Development	\$ 18,069		\$ 15,000	Yes			\$15,000	[Add notes here as needed]
Hardware (i.e.: Smartboards, etc.)	\$ -			Yes				[Add notes here as needed]
Software (i.e.: ST Math)	\$ -			Yes				[Add notes here as needed]
Field Trips	\$ -			Yes				[Add notes here as needed]
Other (describe in column J)				Yes				[Add notes here as needed]
Other (describe in column J)				Yes				[Add notes here as needed]
Other (describe in column J)				Yes				[Add notes here as needed]
Total Non-Personnel	\$ 68,069		\$ 72,150				\$72,150	
Total Budget								
							\$6,018,177	

Bartlett Community Partnership School

School Year 25-26 Budget				
Category		Students	Weight	SY25-26 Amount
FSF Weights	SY24-25 (for reference)	SY25-26	SY25-26	
All students	494	485	\$ 6,550	\$ 3,176,750
Economically disadvantaged	222	345	\$ 1,873	\$ 646,185
Homeless	42	46	\$ 1,310	\$ 60,260
Low incoming performance	251	274	\$ 1,310	\$ 358,940
Grades PreK-3	235	235	\$ 1,873	\$ 440,155
ELL below Level 3	96	133	\$ 3,050	\$ 405,650
ELL Level 3 and above	80	58	\$ 1,500	\$ 87,000
SWD substantially separate	54	63	\$23,000	\$ 1,449,000
SWD inclusion/language	97	77	\$ 6,500	\$ 500,500
FSF Baseline				
ELL Baseline			\$	-
SWD Baseline			\$	-
General Ed Baseline			\$	-
Other FSF Policies				
Transition amount			\$	367,031
Budget Exceptions			\$	-
FSF Total				
			\$	7,491,471

Comparison to previous year budget			
Year	SY24-25	SY25-26	Projected Change
Enrollment	494	485	-9
FSF Budget	\$ 7,313,291	\$ 7,491,471	\$ 178,180
Sub Total	\$ 7,313,291	\$ 7,491,471	\$ 178,180
Supplements	\$ -	\$ -	\$ -
Total Budget	\$ 7,313,291	\$ 7,491,471	\$ 178,180
\$ per pupil	\$ 14,804	\$ 15,446	\$ 642
Note: Total budget above is not exhaustive. E.g., excludes psychologists, speech pathologists, occupational therapists, ELL and STEM lead stipends			

Bartlett Community Partnership School		SY24-25 Staff	Required minimum	SY25-26 Budgeted Staff	Check: Sufficient Staff?	Average Salary	Average Benefits	Amount	Notes
School Year 25-26 Budget				Budget in light yellow cells				\$7,491,471	Total Allocation - All Sources
				Gray cells are budgeted for you				\$0	Amount remaining to budget
2100 Principal's Office:									
Principal/Coordinator	1.00	1.00	1.00	Yes	\$	145,677	\$	23,024	\$168,701 [Add notes here as needed]
Assistant Principal	2.00	1.00	2.00	Yes	\$	139,705	\$	22,368	\$324,145 [Add notes here as needed]
Administrative Assistant	1.00	1.00	1.00	Yes	\$	58,863	\$	13,475	\$72,338 [Add notes here as needed]
Subtotal	4.00	3.00	4.00					\$565,185	
Coaches:									
Math Resource Teacher	1.00	1.00	1.00	Yes	\$	98,292	\$	15,992	\$114,284 [Add notes here as needed]
Literacy Specialist	1.00		1.00						Funded by Title I
Instructional Specialist									Contact Finance before adding
Subtotal	2.00	1.00	2.00					\$114,284	
Teachers:									
Classroom Teachers									
PreSchool Teachers	2.00	2.00	2.00	Yes	\$	98,292	\$	14,362	\$225,308 [Add notes here as needed]
Kindergarten Teachers	2.00	2.00	2.00	Yes	\$	98,292	\$	14,362	\$225,308 [Add notes here as needed]
1st Grade Teachers	2.00	see below	2.00	see below	\$	98,292	\$	14,362	\$225,308 [Add notes here as needed]
2nd Grade Teachers	2.00	see below	2.00	see below	\$	98,292	\$	14,362	\$225,308 [Add notes here as needed]
3rd Grade Teachers	2.00	see below	2.00	see below	\$	98,292	\$	14,362	\$225,308 [Add notes here as needed]
4th Grade Teachers	2.00	see below	2.00	see below	\$	98,292	\$	14,362	\$225,308 [Add notes here as needed]
5th Grade Teachers	2.00	see below	2.00	see below	\$	98,292	\$	14,362	\$225,308 [Add notes here as needed]
6th Grade Teachers	2.00	see below	2.00	see below	\$	98,292	\$	14,362	\$225,308 [Add notes here as needed]
7th Grade Teachers	2.00	see below	2.00	see below	\$	98,292	\$	14,362	\$225,308 [Add notes here as needed]
8th Grade Teachers	2.00	see below	2.00	see below	\$	98,292	\$	14,362	\$225,308 [Add notes here as needed]
Loopers	3.00	see below	3.00	see below	\$	98,292	\$	14,362	\$337,962 [Add notes here as needed]
Subtotal: All Grade Teachers	23.00	19.00	23.00	Yes					
Allied Arts									
Art	1.00		1.00	Yes	\$	98,292	\$	14,362	\$112,654 [Add notes here as needed]
Music	1.00		1.00	Yes	\$	98,292	\$	14,362	\$112,654 [Add notes here as needed]
Physical Education	1.00	1.00	1.00	Yes	\$	98,292	\$	14,362	\$112,654 [Add notes here as needed]
Technology Ed				Yes	\$	98,292	\$	14,362	\$0 [Add notes here as needed]
Drama	1.00		1.00	Yes	\$	98,292	\$	14,362	\$112,654 [Add notes here as needed]
ITS				Yes	\$	98,292	\$	14,362	\$0 [Add notes here as needed]
Content Literacy				Yes	\$	98,292	\$	14,362	\$0 [Add notes here as needed]
Health	1.00		1.00	Yes	\$	98,292	\$	14,362	\$112,654 [Add notes here as needed]
Dance				Yes	\$	98,292	\$	14,362	\$0 [Add notes here as needed]
Library/Media Specialist				Yes	\$	105,594	\$	14,755	\$0 [Add notes here as needed]
Community Schools Manager			1.00	Yes	\$	98,292	\$	14,362	\$112,654 [Add notes here as needed]
All General Education Teachers	28.00	24.00	29.00					\$3,266,966	
Special Education Teachers									
Adjustment Teachers		see below			\$	98,292	\$	14,362	\$0 [Add notes here as needed]
LEAP Teachers	6.00	see below	6.00		\$	98,292	\$	14,362	\$675,924 [Add notes here as needed]
CSA Teachers		see below			\$	98,292	\$	14,362	\$0 [Add notes here as needed]
Other Special Ed Teachers	6.00	see below	6.00		\$	98,292	\$	14,362	\$675,924 [Add notes here as needed]
All Special Education Teachers	12.00	10.00	12.00						
English Language Learners Teachers									
ELL Teachers	4.00	4.00	4.00	Yes	\$	98,292	\$	14,362	\$450,616 [Add notes here as needed]
All Teachers	44.00	38.00	45.00					\$5,069,430	
Paraprofessionals:									
GenEd Paras									
Preschool Para	3.00	2.00	3.00	Yes	\$	38,999	\$	5,468	\$133,402 [Add notes here as needed]
Kindergarten Para	2.00	2.00	2.00	Yes	\$	38,999	\$	5,468	\$88,935 [Add notes here as needed]
Mainstream Paras	7.00	7.00	7.00	Yes	\$	38,999	\$	5,468	\$311,269 [Add notes here as needed]
All General Education Paras	12.00	11.00	12.00					\$533,606	
Special Education Paras									
Special Education Classroom Paras	13.00		13.00		\$	38,999	\$	5,593	\$579,701 [Add notes here as needed]
504 /1to1	7.00		9.00	Funded based on need					[Add notes here as needed]
English Language Learners Paras									
ELL Para				Yes	\$	38,999	\$	5,593	\$0 [Add notes here as needed]
All Paraprofessionals	32.00	11.00	34.00					\$1,113,307	

Bartlett Community Partnership School		SY24-25 Staff	Required minimum	SY25-26 Budgeted Staff	Check: Sufficient Staff?	Average Salary	Average Benefits	Amount	Notes
Student Support:									
Guidance Counselor	1.00	1.00	1.00	Yes	\$	110,333	\$	16,654	\$126,987 [Add notes here as needed]
Social Worker	2.00	1.00	2.00	Yes	\$	111,195	\$	16,560	\$255,511 [Add notes here as needed]
Mental Health Support Staff				Yes	\$	99,164	\$	16,560	\$0 [Add notes here as needed]
Behavior Support Staff				Yes	\$	98,292	\$	14,362	\$0 [Add notes here as needed]
Building Substitute Staff				Yes	\$	45,000	\$	7,098	\$0 [Add notes here as needed]
ELL Tutor			2.00	Funded by Title III					[Add notes here as needed]
Tutors (including SEL): 15 hrs/week	4.00		6.00	Funded by Title I					[Add notes here as needed]
School Funded Tutors				Yes	\$	30,240			\$0 [Add notes here as needed]
Parent Liaison: part time				Yes	\$	18,900			\$0 [Add notes here as needed]
Parent Liaison: full time	1.00		1.00	Yes	\$	37,000	\$	6,179	\$43,179 [Add notes here as needed]
Subtotal	8.00	1.00	12.00						\$425,677
Facilities									
Security Guards				Yes	\$	50,206	\$	8,329	\$0 [Add notes here as needed]
Custodians	4.00	3.00	3.00	Funded based on need					Required minimum picked up by Central
Subtotal	4.00	3.00	3.00						\$0
Other Positions									
Math Support Teacher	1.00			Yes	\$	98,292	\$	14,362	\$0 [Add notes here as needed]
Instructional Reading Teacher	1.00		1.00	Yes	\$	98,292	\$	14,362	\$112,654 [Add notes here as needed]
Subtotal	2.00		1.00						\$112,654
Total Staffing									
All Staff	96.00		101.00						\$7,400,537
Stipends									
Website Content Manager Stipends	\$ 2,500		1.00	Yes	\$	2,500			\$2,500 [Add notes here as needed]
Other Lead Stipend (describe in column J);	\$ -			Yes		\$0			\$0 [Add notes here as needed]
Other Lead Stipend (describe in column J);	\$ -			Yes		\$0			\$0 [Add notes here as needed]
Other Lead Stipend (describe in column J);	\$ -			Yes		\$0			\$0 [Add notes here as needed]
Total Stipends	\$ 2,500								\$2,500
Non-Personnel									
Office Supplies	\$ 12,500			Yes					[Add notes here as needed]
General Supplies	\$ 114,122		\$ 58,934	Yes				\$58,934	[Add notes here as needed]
Contracted Services	\$ 2,500		\$ 2,500	Yes				\$2,500	[Add notes here as needed]
Professional Development	\$ 17,000		\$ 17,000	Yes				\$17,000	[Add notes here as needed]
Hardware (i.e.: Smartboards, etc.)	\$ 4,000		\$ 10,000	Yes				\$10,000	[Add notes here as needed]
Software (i.e.: ST Math)	\$ -			Yes					[Add notes here as needed]
Field Trips	\$ -			Yes					[Add notes here as needed]
Other (describe in column J)									[Add notes here as needed]
Other (describe in column J)									[Add notes here as needed]
Other (describe in column J)									[Add notes here as needed]
Total Non-Personnel	\$ 150,122		\$ 88,434						\$88,434
Total Budget									
									\$7,491,471

BRIDGE Riverside School

School Year 25-26 Budget					
Category		Students	Weight	SY25-26 Amount	
FSF Weights	SY24-25 (for reference)	SY25-26	SY25-26		
All students	19	20	\$ 6,550	\$	131,000
Economically disadvantaged	16	14	\$ 1,873	\$	26,222
Homeless	0	7	\$ 1,310	\$	9,170
Low incoming performance	0	0	\$ 1,310	\$	-
Grades PreK-3	0	0	\$ 1,873	\$	-
ELL below Level 3	4	1	\$ 3,050	\$	3,050
ELL Level 3 and above	1	2	\$ 1,500	\$	3,000
SWD substantially separate	10	0	\$23,000	\$	-
SWD inclusion/language	1	5	\$ 6,500	\$	32,500
FSF Baseline					
ELL Baseline				\$	-
SWD Baseline				\$	-
General Ed Baseline				\$	-
Other FSF Policies					
Transition amount				\$	1,258,995
Budget Exceptions				\$	-
FSF Total				\$	1,463,937

Comparison to previous year budget			
Year	SY24-25	SY25-26	Projected Change
Enrollment	19	20	1
FSF Budget	\$ 1,433,325	\$ 1,463,937	\$ 30,612
Sub Total	\$ 1,433,325	\$ 1,463,937	\$ 30,612
Supplements	\$ -	\$ -	\$ -
Total Budget	\$ 1,433,325	\$ 1,463,937	\$ 30,612
\$ per pupil	\$ 75,438	\$ 73,197	\$ (2,241)
Note: Total budget above is not exhaustive. E.g., excludes psychologists, speech pathologists, occupational therapists, ELL and STEM lead stipends			

BRIDGE Riverside School		SY24-25 Staff	Required minimum	SY25-26 Budgeted Staff	Check: Sufficient Staff?	Average Salary	Average Benefits	Amount	Notes		
School Year 25-26 Budget				Budget in light yellow cells		Budget in light yellow cells		\$1,463,937	Total Allocation - All Sources		
				Gray cells are budgeted for you				\$0	Amount remaining to budget		
2100 Principal's Office:											
Principal/Coordinator	1.00	1.00	1.00		Yes	\$	145,677	\$	23,024	\$168,701	[Add notes here as needed]
Assistant Principal					Yes	\$	139,705	\$	22,368	\$0	[Add notes here as needed]
Administrative Assistant	1.00	1.00	1.00		Yes	\$	58,863	\$	13,475	\$72,338	[Add notes here as needed]
Subtotal	2.00	2.00	2.00							\$241,039	
Coaches:											
Math Resource Teacher					Yes	\$	98,292	\$	15,992	\$0	[Add notes here as needed]
Literacy Specialist											Position is Grant Funded
Instructional Specialist	0.22		0.50		Funded by Title I						[Add notes here as needed]
Subtotal	0.22	0.00	0.50							\$0	
Teachers:											
Classroom Teachers											
PreSchool Teachers					Yes	\$	98,292	\$	14,362	\$0	[Add notes here as needed]
Kindergarten Teachers					Yes	\$	98,292	\$	14,362	\$0	[Add notes here as needed]
1st Grade Teachers	see below				see below	\$	98,292	\$	14,362	\$0	[Add notes here as needed]
2nd Grade Teachers	see below				see below	\$	98,292	\$	14,362	\$0	[Add notes here as needed]
3rd Grade Teachers	see below				see below	\$	98,292	\$	14,362	\$0	[Add notes here as needed]
4th Grade Teachers	see below				see below	\$	98,292	\$	14,362	\$0	[Add notes here as needed]
5th Grade Teachers	see below				see below	\$	98,292	\$	14,362	\$0	[Add notes here as needed]
6th Grade Teachers	see below				see below	\$	98,292	\$	14,362	\$0	[Add notes here as needed]
7th Grade Teachers	see below				see below	\$	98,292	\$	14,362	\$0	[Add notes here as needed]
8th Grade Teachers	6.00	see below	6.00		see below	\$	98,292	\$	14,362	\$675,924	[Add notes here as needed]
Loopers	see below				see below	\$	98,292	\$	14,362	\$0	[Add notes here as needed]
Subtotal: All Grade Teachers	6.00	6.00	6.00		Yes						
Allied Arts											
Art	1.00		1.00		Yes	\$	98,292	\$	14,362	\$112,654	[Add notes here as needed]
Music					Yes	\$	98,292	\$	14,362	\$0	[Add notes here as needed]
Physical Education					Yes	\$	98,292	\$	14,362	\$0	[Add notes here as needed]
Technology Ed					Yes	\$	98,292	\$	14,362	\$0	[Add notes here as needed]
Drama					Yes	\$	98,292	\$	14,362	\$0	[Add notes here as needed]
ITS					Yes	\$	98,292	\$	14,362	\$0	[Add notes here as needed]
Content Literacy					Yes	\$	98,292	\$	14,362	\$0	[Add notes here as needed]
Health					Yes	\$	98,292	\$	14,362	\$0	[Add notes here as needed]
Dance					Yes	\$	98,292	\$	14,362	\$0	[Add notes here as needed]
Library/Media Specialist					Yes	\$	105,594	\$	14,755	\$0	[Add notes here as needed]
All General Education Teachers	7.00	0.00	7.00							\$788,578	
Special Education Teachers											
Adjustment Teachers	see below					\$	98,292	\$	14,362	\$0	[Add notes here as needed]
LEAP Teachers	see below					\$	98,292	\$	14,362	\$0	[Add notes here as needed]
CSA Teachers	see below					\$	98,292	\$	14,362	\$0	[Add notes here as needed]
Other Special Ed Teachers	1.00	see below	1.00			\$	98,292	\$	14,362	\$112,654	[Add notes here as needed]
All Special Education Teachers	1.00	1.0	1.00								
English Language Learners Teachers											
ELL Teachers					Yes	\$	98,292	\$	14,362	\$0	[Add notes here as needed]
All Teachers	8.00	1.00	8.00							\$901,232	
Paraprofessionals:											
GenEd Paras											
Preschool Para					Yes	\$	38,999	\$	5,468	\$0	[Add notes here as needed]
Kindergarten Para					Yes	\$	38,999	\$	5,468	\$0	[Add notes here as needed]
Mainstream Paras	1.00		1.00		Yes	\$	38,999	\$	5,468	\$44,467	[Add notes here as needed]
All General Education Paras	1.00	0.0	1.00							\$44,467	
Special Education Paras											
Special Education Classroom Paras						\$	38,999	\$	5,593	\$0	[Add notes here as needed]
504 /1to1					Funded based on need						[Add notes here as needed]
English Language Learners Paras											

BRIDGE Riverside School		SY24-25 Staff	Required minimum	SY25-26 Budgeted Staff	Check: Sufficient Staff?	Average Salary	Average Benefits	Amount	Notes
School Year 25-26 Budget				Budget in light yellow cells		Budget in light yellow cells		\$1,463,937	Total Allocation - All Sources
				Gray cells are budgeted for you				\$0	Amount remaining to budget
ELL Para					Yes	\$ 38,999	\$ 5,593	\$0	[Add notes here as needed]
All Paraprofessionals		1.00	0.00	1.00				\$44,467	
Student Support:									
Guidance Counselor					Yes	\$ 110,333	\$ 16,654	\$0	[Add notes here as needed]
Social Worker		1.00		1.00	Yes	\$ 111,195	\$ 16,560	\$127,755	[Add notes here as needed]
Mental Health Support Staff					Yes	\$ 99,164	\$ 16,560	\$0	[Add notes here as needed]
Behavior Support Staff		1.00		1.00	Yes	\$ 98,292	\$ 14,362	\$112,654	[Add notes here as needed]
Building Substitute Staff					Yes	\$ 45,000	\$ 7,098	\$0	[Add notes here as needed]
ELL Tutor					Yes				[Add notes here as needed]
Tutors (including SEL): 15 hrs/week		1.00		1.00	Funded by Title I				[Add notes here as needed]
Parent Liaison: part time					Yes	\$ 18,900		\$0	[Add notes here as needed]
Parent Liaison: full time					Yes	\$ 37,000	\$ 6,179	\$0	[Add notes here as needed]
Subtotal		3.00	0.00	3.00				\$240,409	
Facilities									
Security Guards					Yes	\$ 50,206	\$ 8,329	\$0	[Add notes here as needed]
Custodians		1.00	1.00	1.00	Funded based on need				[Add notes here as needed]
Subtotal		1.00	1.00	1.00				\$0	
Other Positions									
Other (describe in column J)		n/a			Yes			\$0	[Add notes here as needed]
Other (describe in column J)		n/a			Yes			\$0	[Add notes here as needed]
Subtotal		0.00		0.00				\$0	
Total Staffing									
All Staff		15.22		15.50				\$1,427,148	
Stipends									
Website Content Manager Stipends		\$ 2,500			Yes	\$ 2,500		\$0	[Add notes here as needed]
Other Lead Stipend (describe in column J);		\$ -			Yes	\$0		\$0	[Add notes here as needed]
Other Lead Stipend (describe in column J);		\$ -			Yes	\$0		\$0	[Add notes here as needed]
Other Lead Stipend (describe in column J);		\$ -			Yes	\$0		\$0	[Add notes here as needed]
Total Stipends		\$ 2,500						\$0	
Non-Personnel									
Office Supplies		\$ -		\$ 2,500	Yes			\$2,500	[Add notes here as needed]
General Supplies		\$ 18,472		\$ 18,472	Yes			\$18,472	[Add notes here as needed]
Contracted Services		\$ 10,000		\$ 10,000	Yes			\$10,000	[Add notes here as needed]
Professional Development		\$ 5,817		\$ 5,817	Yes			\$5,817	[Add notes here as needed]
Hardware (i.e.: Smartboards, etc.)		\$ -			Yes				[Add notes here as needed]
Software (i.e.: ST Math)		\$ -			Yes				[Add notes here as needed]
Field Trips		\$ -			Yes				[Add notes here as needed]
Other (describe in column J)					Yes				[Add notes here as needed]
Other (describe in column J)					Yes				[Add notes here as needed]
Other (describe in column J)					Yes				[Add notes here as needed]
Total Non-Personnel		\$ 34,289		\$ 36,789				\$36,789	
Total Budget									
								\$1,463,937	

Butler School

School Year 25-26 Budget

Category	Students	Weight	SY25-26 Amount
<i>FSF Weights</i>	<i>SY24-25 (for reference)</i>	<i>SY25-26</i>	<i>SY25-26</i>
All students	515	540	\$ 6,550 \$ 3,537,000
Economically disadvantaged	367	383	\$ 1,873 \$ 717,359
Homeless	50	64	\$ 1,310 \$ 83,840
Low incoming performance	226	317	\$ 1,310 \$ 415,270
Grades PreK-3	0	0	\$ 1,873 \$ -
ELL below Level 3	78	88	\$ 3,050 \$ 268,400
ELL Level 3 and above	63	83	\$ 1,500 \$ 124,500
SWD substantially separate	14	14	\$ 23,000 \$ 322,000
SWD inclusion/language	81	79	\$ 6,500 \$ 513,500

FSF Baseline

ELL Baseline	\$ -
SWD Baseline	\$ -
General Ed Baseline	\$ -

Other FSF Policies

Transition amount	\$ 484,605
Budget Exceptions	\$ -

FSF Total

	\$ 6,466,474
--	--------------

Comparison to previous year budget

Year	SY24-25	SY25-26	Projected Change
Enrollment	515	540	25
FSF Budget	\$ 6,133,281	\$ 6,466,474	\$ 333,193
Sub Total	\$ 6,133,281	\$ 6,466,474	\$ 333,193
Supplements	\$ -	\$ -	\$ -
Total Budget	\$ 6,133,281	\$ 6,466,474	\$ 333,193
\$ per pupil	\$ 11,909	\$ 11,975	\$ 66

Note: Total budget above is not exhaustive. E.g., excludes psychologists, speech pathologists, occupational therapists, ELL and STEM lead stipends

Butler School		SY24-25 Staff	Required minimum	SY25-26 Budgeted Staff	Check: Sufficient Staff?	Average Salary	Average Benefits	Amount	Notes
School Year 25-26 Budget				Budget in light yellow cells				\$6,466,474	Total Allocation - All Sources
				Gray cells are budgeted for you				(\$0)	Amount remaining to budget
2100 Principal's Office:									
Principal/Coordinator	1.00	1.00	1.00	Yes	\$	145,677	\$	23,024	\$168,701 [Add notes here as needed]
Assistant Principal	2.00		2.00	Yes	\$	139,705	\$	22,368	\$324,145 [Add notes here as needed]
Administrative Assistant	1.00	1.00	1.00	Yes	\$	58,863	\$	13,475	\$72,338 [Add notes here as needed]
Subtotal	4.00	2.00	4.00						\$565,185
Coaches:									
Math Resource Teacher	1.00	1.00	1.00	Yes	\$	98,292	\$	15,992	\$114,284 [Add notes here as needed]
Literacy Specialist									Contact Finance before adding
Instructional Specialist	1.00		1.00	Funded by Title I					Contact Finance before adding
Subtotal	2.00	1.00	2.00						\$114,284
Teachers:									
Classroom Teachers									
PreSchool Teachers				Yes	\$	98,292	\$	14,362	\$0 [Add notes here as needed]
Kindergarten Teachers				Yes	\$	98,292	\$	14,362	\$0 [Add notes here as needed]
1st Grade Teachers	see below			see below	\$	98,292	\$	14,362	\$0 [Add notes here as needed]
2nd Grade Teachers	see below			see below	\$	98,292	\$	14,362	\$0 [Add notes here as needed]
3rd Grade Teachers	see below			see below	\$	98,292	\$	14,362	\$0 [Add notes here as needed]
4th Grade Teachers	see below			see below	\$	98,292	\$	14,362	\$0 [Add notes here as needed]
5th Grade Teachers	5.00	see below	5.00	see below	\$	98,292	\$	14,362	\$563,270 [Add notes here as needed]
6th Grade Teachers	5.00	see below	5.00	see below	\$	98,292	\$	14,362	\$563,270 [Add notes here as needed]
7th Grade Teachers	5.00	see below	5.00	see below	\$	98,292	\$	14,362	\$563,270 [Add notes here as needed]
8th Grade Teachers	5.00	see below	5.00	see below	\$	98,292	\$	14,362	\$563,270 [Add notes here as needed]
Loopers	5.00	see below	5.00	see below	\$	98,292	\$	14,362	\$563,270 [Add notes here as needed]
Subtotal: All Grade Teachers	25.00	21.00	25.00	Yes					
Allied Arts									
Art	1.00		1.00	Yes	\$	98,292	\$	14,362	\$112,654 [Add notes here as needed]
Music	1.00		1.00	Yes	\$	98,292	\$	14,362	\$112,654 [Add notes here as needed]
Physical Education	2.00	2.00	2.00	Yes	\$	98,292	\$	14,362	\$225,308 [Add notes here as needed]
Technology Ed				Yes	\$	98,292	\$	14,362	\$0 [Add notes here as needed]
Drama				Yes	\$	98,292	\$	14,362	\$0 [Add notes here as needed]
ITS				Yes	\$	98,292	\$	14,362	\$0 [Add notes here as needed]
Content Literacy				Yes	\$	98,292	\$	14,362	\$0 [Add notes here as needed]
Health	1.00		1.00	Yes	\$	98,292	\$	14,362	\$112,654 [Add notes here as needed]
Dance				Yes	\$	98,292	\$	14,362	\$0 [Add notes here as needed]
Library/Media Specialist				Yes	\$	105,594	\$	14,755	\$0 [Add notes here as needed]
Community School Manager	1.00		1.00	Yes	\$	98,292	\$	14,362	\$112,654 [Add notes here as needed]
All General Education Teachers	31.00	23.00	31.00						\$3,492,274
Special Education Teachers									
Adjustment Teachers	2.00	see below	2.00		\$	98,292	\$	14,362	\$225,308 [Add notes here as needed]
LEAP Teachers		see below			\$	98,292	\$	14,362	\$0 [Add notes here as needed]
CSA Teachers		see below			\$	98,292	\$	14,362	\$0 [Add notes here as needed]
Other Special Ed Teachers	6.00	see below	6.00		\$	98,292	\$	14,362	\$675,924 [Add notes here as needed]
All Special Education Teachers	8.00	7.00	8.00						
English Language Learners Teachers									
ELL Teachers	4.00	4.00	4.00	Yes	\$	98,292	\$	14,362	\$450,616 [Add notes here as needed]
All Teachers	43.00	34.00	43.00						\$4,844,122
Paraprofessionals:									
GenEd Paras									
Preschool Para				Yes	\$	38,999	\$	5,468	\$0 [Add notes here as needed]
Kindergarten Para				Yes	\$	38,999	\$	5,468	\$0 [Add notes here as needed]
Mainstream Paras	4.00		3.00	Yes	\$	38,999	\$	5,468	\$133,401 [Add notes here as needed]

Butler School		SY24-25 Staff	Required minimum	SY25-26 Budgeted Staff	Check: Sufficient Staff?	Average Salary	Average Benefits	Amount	Notes		
School Year 25-26 Budget				Budget in light yellow cells				\$6,466,474	Total Allocation - All Sources		
				Gray cells are budgeted for you				(\$0)	Amount remaining to budget		
All General Education Paras	4.00	0.00	3.00					\$133,401			
Special Education Paras											
Special Education Classroom Paras	3.00		3.00			\$	38,999	\$	5,593	\$133,777	[Add notes here as needed]
504 /1to1					Funded based on need						[Add notes here as needed]
English Language Learners Paras											
ELL Para	2.00		2.00		Yes	\$	38,999	\$	5,593	\$89,185	[Add notes here as needed]
All Paraprofessionals	9.00	0.00	8.00							\$356,363	
Student Support:											
Guidance Counselor	1.00	1.00	1.00		Yes	\$	110,333	\$	16,654	\$126,987	[Add notes here as needed]
Social Worker	2.00	1.00	1.00		Yes	\$	111,195	\$	16,560	\$127,755	[Add notes here as needed]
Mental Health Support Staff					Yes	\$	99,164	\$	16,560	\$0	[Add notes here as needed]
Behavior Support Staff			1.00		Yes	\$	98,292	\$	14,362	\$112,654	[Add notes here as needed]
Building Substitute Staff	1.00				Yes	\$	45,000	\$	7,098	\$0	[Add notes here as needed]
ELL Tutor			1.00		Funded by Title III						[Add notes here as needed]
Tutors (including SEL): 15 hrs/week			6.00		Funded by Title I						[Add notes here as needed]
Parent Liaison: part time					Yes	\$	18,900			\$0	[Add notes here as needed]
Parent Liaison: full time	1.00		1.00		Yes	\$	37,000	\$	6,179	\$43,179	[Add notes here as needed]
Subtotal	5.00	1.00	11.00							\$410,576	
Facilities											
Security Guards	1.00		1.00		Yes	\$	50,206	\$	8,329	\$58,535	[Add notes here as needed]
Custodians	4.00	3.00	4.00		Funding based on need						[Add notes here as needed]
Subtotal	5.00	3.00	5.00							\$58,535	
Other Positions											
Other (describe in column J)	n/a				Yes					\$0	[Add notes here as needed]
Other (describe in column J)	n/a				Yes					\$0	[Add notes here as needed]
Subtotal			0.00							\$0	
Total Staffing											
All Staff	68.00		73.00							\$6,349,064	
Stipends											
Website Content Manager Stipends	\$	2,500			Yes	\$	2,500.00			\$0	[Add notes here as needed]
Other Lead Stipend (describe in column J);	\$	-			Yes	\$	-			\$0	[Add notes here as needed]
Other Lead Stipend (describe in column J);	\$	-			Yes	\$	-			\$0	[Add notes here as needed]
Other Lead Stipend (describe in column J);	\$	-			Yes	\$	-			\$0	[Add notes here as needed]
Total Stipends	\$	2,500								\$0	
Non-Personnel											
Office Supplies	\$	-			Yes						[Add notes here as needed]
General Supplies	\$	50,000	\$	42,410	Yes					\$42,410	[Add notes here as needed]
Contracted Services	\$	25,000	\$	10,000	Yes					\$10,000	[Add notes here as needed]
Professional Development	\$	50,000	\$	50,000	Yes					\$50,000	[Add notes here as needed]
Hardware (i.e.: Smartboards, etc.)	\$	6,000	\$	5,000	Yes					\$5,000	[Add notes here as needed]
Software (i.e.: ST Math)	\$	-			Yes						[Add notes here as needed]
Field Trips	\$	-	\$	10,000	Yes					\$10,000	[Add notes here as needed]
Other (describe in column J)											[Add notes here as needed]
Other (describe in column J)											[Add notes here as needed]
Other (describe in column J)											[Add notes here as needed]
Total Non-Personnel	\$	131,000	\$	117,410						\$117,410	
Total Budget											
									\$6,466,474		

Cardinal School

School Year 25-26 Budget

Category		Students	Weight	SY25-26 Amount
<i>FSF Weights</i>	<i>SY24-25 (for reference)</i>	<i>SY25-26</i>	<i>SY25-26</i>	
All students	116	140	\$ 6,550	\$ 917,000
Economically disadvantaged	78	80	\$ 1,873	\$ 149,840
Homeless	0	8	\$ 1,310	\$ 10,480
Low incoming performance	0	0	\$ 1,310	\$ -
Grades PreK-3	116	140	\$ 1,873	\$ 262,220
ELL below Level 3	0	0	\$ 3,050	\$ -
ELL Level 3 and above	34	0	\$ 1,500	\$ -
SWD substantially separate	45	45	\$23,000	\$ 1,035,000
SWD inclusion/language	23	36	\$ 6,500	\$ 234,000

FSF Baseline

ELL Baseline	\$ -
SWD Baseline	\$ -
General Ed Baseline	\$ -

Other FSF Policies

Transition amount	\$ (14,546)
Budget Exceptions	\$ -

FSF Total

	\$ 2,593,994
--	--------------

Comparison to previous year budget

Year	SY24-25	SY25-26	Projected Change
Enrollment	116	140	24
FSF Budget	\$ 2,358,662	\$ 2,593,994	\$ 235,332
Sub Total	\$ 2,358,662	\$ 2,593,994	\$ 235,332
Supplements	\$ -	\$ -	\$ -
Total Budget	\$ 2,358,662	\$ 2,593,994	\$ 235,332
\$ per pupil	\$ 20,333	\$ 18,529	\$ (1,805)

Note: Total budget above is not exhaustive. E.g., excludes psychologists, speech pathologists, occupational therapists, ELL and STEM lead stipends

Cardinal School	SY24-25 Staff	Required minimum	SY25-26 Budgeted Staff	Check: Sufficient Staff?	Average Salary	Average Benefits	Amount	Notes		
School Year 25-26 Budget			Budget in light yellow cells Gray cells are budgeted for you				\$2,593,994	Total Allocation - All Sources		
							\$0	Amount remaining to budget		
2100 Principal's Office:										
Principal/Coordinator	1.00	1.00	1.00	Yes	\$	133,715	\$	21,709	\$155,424	[Add notes here as needed]
Assistant Principal				Yes	\$	139,705	\$	22,368	\$0	[Add notes here as needed]
Administrative Assistant	1.00	1.00	1.00	Yes	\$	58,863	\$	13,475	\$72,338	[Add notes here as needed]
Subtotal	2.00	2.00	2.00						\$227,762	
Coaches:										
Math Resource Teacher				Yes	\$	98,292	\$	15,992	\$0	[Add notes here as needed]
Literacy Specialist										Contact Finance before adding
Instructional Specialist										Contact Finance before adding
Subtotal	0.00	0.00	0.00						\$0	
Teachers:										
Classroom Teachers										
PreSchool Teachers	5.00	5.00	5.00	Yes	\$	98,292	\$	14,362	\$563,270	[Add notes here as needed]
Kindergarten Teachers				Yes	\$	98,292	\$	14,362	\$0	[Add notes here as needed]
1st Grade Teachers	see below			see below	\$	98,292	\$	14,362	\$0	[Add notes here as needed]
2nd Grade Teachers	see below			see below	\$	98,292	\$	14,362	\$0	[Add notes here as needed]
3rd Grade Teachers	see below			see below	\$	98,292	\$	14,362	\$0	[Add notes here as needed]
4th Grade Teachers	see below			see below	\$	98,292	\$	14,362	\$0	[Add notes here as needed]
5th Grade Teachers	see below			see below	\$	98,292	\$	14,362	\$0	[Add notes here as needed]
6th Grade Teachers	see below			see below	\$	98,292	\$	14,362	\$0	[Add notes here as needed]
7th Grade Teachers	see below			see below	\$	98,292	\$	14,362	\$0	[Add notes here as needed]
8th Grade Teachers	see below			see below	\$	98,292	\$	14,362	\$0	[Add notes here as needed]
Loopers	see below			see below	\$	98,292	\$	14,362	\$0	[Add notes here as needed]
Subtotal: All Grade Teachers	5.00	5.00	5.00	Yes						
Allied Arts										
Art				Yes	\$	98,292	\$	14,362	\$0	[Add notes here as needed]
Music				Yes	\$	98,292	\$	14,362	\$0	[Add notes here as needed]
Physical Education				Yes	\$	98,292	\$	14,362	\$0	[Add notes here as needed]
Technology Ed				Yes	\$	98,292	\$	14,362	\$0	[Add notes here as needed]
Drama				Yes	\$	98,292	\$	14,362	\$0	[Add notes here as needed]
ITS				Yes	\$	98,292	\$	14,362	\$0	[Add notes here as needed]
Content Literacy				Yes	\$	98,292	\$	14,362	\$0	[Add notes here as needed]
Health				Yes	\$	98,292	\$	14,362	\$0	[Add notes here as needed]
Dance				Yes	\$	98,292	\$	14,362	\$0	[Add notes here as needed]
Library/Media Specialist				Yes	\$	105,594	\$	14,755	\$0	[Add notes here as needed]
All General Education Teachers	5.00	5.00	5.00						\$563,270	
Special Education Teachers										
Adjustment Teachers	see below				\$	98,292	\$	14,362	\$0	[Add notes here as needed]
LEAP Teachers	see below				\$	98,292	\$	14,362	\$0	[Add notes here as needed]
CSA Teachers	4.00	see below	4.00		\$	98,292	\$	14,362	\$450,616	[Add notes here as needed]
Other Special Ed Teachers	1.00	see below	1.00		\$	98,292	\$	14,362	\$112,654	[Add notes here as needed]
All Special Education Teachers	5.00	5.00	5.00							
English Language Learners Teachers										
ELL Teachers				Yes	\$	98,292	\$	14,362	\$0	[Add notes here as needed]
All Teachers	10.00	10.00	10.00						\$1,126,540	
Paraprofessionals:										
GenEd Paras										
Preschool Para	10.00	5.00	10.00	Yes	\$	38,999	\$	5,468	\$444,674	[Add notes here as needed]
Kindergarten Para				Yes	\$	38,999	\$	5,468	\$0	[Add notes here as needed]
Mainstream Paras				Yes	\$	38,999	\$	5,468	\$0	[Add notes here as needed]

Cardinal School	SY24-25 Staff	Required minimum	SY25-26 Budgeted Staff	Check: Sufficient Staff?	Average Salary	Average Benefits	Amount	Notes
All General Education Paras	10.00	5.00	10.00				\$444,674	
Special Education Paras								
Special Education Classroom Paras	12.00	11.00	12.00		\$ 38,999	\$ 5,593	\$535,109	[Add notes here as needed]
504 /1to1				Funded based on need				[Add notes here as needed]
English Language Learners Paras								
ELL Para				Yes	\$ 38,999	\$ 5,593	\$0	[Add notes here as needed]
All Paraprofessionals	22.00	16.00	22.00				\$979,783	
Student Support:								
Guidance Counselor				Yes	\$ 110,333	\$ 16,654	\$0	[Add notes here as needed]
Social Worker	1.00		1.00	Yes	\$ 111,195	\$ 16,560	\$127,755	[Add notes here as needed]
Mental Health Support Staff				Yes	\$ 99,164	\$ 16,560	\$0	[Add notes here as needed]
Behavior Support Staff	1.00		1.00	Yes	\$ 98,292	\$ 14,362	\$112,654	[Add notes here as needed]
Building Substitute Staff				Yes	\$ 45,000	\$ 7,098	\$0	[Add notes here as needed]
ELL Tutor				Yes				Contact Finance before adding
Tutors (including SEL): 15 hrs/week				Yes				Contact Finance before adding
Parent Liaison: part time				Yes	\$ 18,900		\$0	[Add notes here as needed]
Parent Liaison: full time				Yes	\$ 37,000	\$ 6,179	\$0	[Add notes here as needed]
Subtotal	2.00	0.00	2.00				\$240,409	
Facilities								
Security Guards				Yes	\$ 50,206	\$ 8,329	\$0	[Add notes here as needed]
Custodians	1.00	1.00	1.00	Funded based on need				[Add notes here as needed]
Subtotal	1.00	1.00	1.00				\$0	
Other Positions								
Other (describe in column J)	n/a			Yes			\$0	[Add notes here as needed]
Other (describe in column J)	n/a			Yes			\$0	[Add notes here as needed]
Subtotal			0.00				\$0	
Total Staffing								
All Staff	37.00		37.00				\$2,574,494	
Stipends								
Website Content Manager Stipends	\$ 2,500			Yes	\$ 2,500		\$0	[Add notes here as needed]
Traanslation Stipend	\$ -		1.00	Yes	\$ 2,000.00		\$2,000	[Add notes here as needed]
Other Lead Stipend (describe in column J);	\$ -			Yes	\$ -		\$0	[Add notes here as needed]
Other Lead Stipend (describe in column J);	\$ -			Yes	\$ -		\$0	[Add notes here as needed]
Total Stipends	\$ 2,500						\$2,000	
Non-Personnel								
Office Supplies	\$ 2,000		\$ 2,000	Yes			\$2,000	[Add notes here as needed]
General Supplies	\$ 2,000		\$ 5,000	Yes			\$5,000	[Add notes here as needed]
Contracted Services	\$ 4,500		\$ 4,500	Yes			\$4,500	[Add notes here as needed]
Professional Development	\$ 5,004		\$ 6,000	Yes			\$6,000	[Add notes here as needed]
Hardware (i.e.: Smartboards, etc.)	\$ -			Yes				[Add notes here as needed]
Software (i.e.: ST Math)	\$ -			Yes				[Add notes here as needed]
Field Trips	\$ -			Yes				[Add notes here as needed]
Other (describe in column J)								[Add notes here as needed]
Other (describe in column J)								[Add notes here as needed]
Other (describe in column J)								[Add notes here as needed]
Total Non-Personnel	\$ 13,504		\$ 17,500				\$17,500	
Total Budget								
							\$2,593,994	

Career Academy

School Year 25-26 Budget

Category		Students	Weight	SY25-26 Amount	
<i>FSF Weights</i>	<i>SY24-25 (for reference)</i>	<i>SY25-26</i>	<i>SY25-26</i>		
All students	81	85	\$ 6,550	\$	556,750
Economically disadvantaged	48	60	\$ 1,873	\$	112,380
Homeless	0	10	\$ 1,310	\$	13,100
Low incoming performance	54	0	\$ 1,310	\$	-
Grades PreK-3	0	0	\$ 1,873	\$	-
ELL below Level 3	4	16	\$ 3,050	\$	48,800
ELL Level 3 and above	3	6	\$ 1,500	\$	9,000
SWD substantially separate	0	0	\$23,000	\$	-
SWD inclusion/language	18	29	\$ 6,500	\$	188,500

FSF Baseline

ELL Baseline	\$	-
SWD Baseline	\$	-
General Ed Baseline	\$	-

Other FSF Policies

Transition amount	\$	1,102,065
Budget Exceptions	\$	-

FSF Total

	\$	2,030,595
--	----	-----------

Comparison to previous year budget

Year	SY24-25	SY25-26	Projected Change
Enrollment	81	85	4
FSF Budget	\$ 1,852,163	\$ 2,030,595	\$ 178,432
Sub Total	\$ 1,852,163	\$ 2,030,595	\$ 178,432
Supplements	\$ -	\$ -	\$ -
Total Budget	\$ 1,852,163	\$ 2,030,595	\$ 178,432
\$ per pupil	\$ 22,866	\$ 23,889	\$ 1,023

Note: Total budget above is not exhaustive. E.g., excludes psychologists, speech pathologists, occupational therapists, ELL and STEM lead stipends

Career Academy	SY24-25 Staff	Required minimum	SY25-26 Budgeted Staff	Check: Sufficient Staff?	Average Salary	Average Benefits	Amount	Notes		
School Year 25-26 Budget			Budget in light yellow cells				\$2,030,595	Total Allocation - All Sources		
Positions in navy blue have been HS-only in the past			Gray cells are budgeted for you				(\$0)	Amount remaining to budget		
2100 Principal's Office:										
Principal/Coordinator	1.00	1.00	1.00	Yes	\$	145,677	\$	23,024	\$168,701	[Add notes here as needed]
Assistant Principal				Yes	\$	139,705	\$	22,368	\$0	[Add notes here as needed]
Administrative Assistant	1.00	1.00	1.00	Yes	\$	58,863	\$	13,475	\$72,338	[Add notes here as needed]
Subtotal	2.00	2.00	2.00						\$241,039	
Coaches:										
Math Resource Teacher				Yes	\$	98,292	\$	15,992	\$0	[Add notes here as needed]
Literacy Specialist										Position is Grant Funded
Instructional Specialist			0.50	Funded by Title I						Check with Finance
Subtotal	0.00	0.00	0.50						\$0	
Teachers:										
Classroom Teachers										
PreSchool Teachers				Yes	\$	98,292	\$	14,362	\$0	[Add notes here as needed]
Kindergarten Teachers				Yes	\$	98,292	\$	14,362	\$0	[Add notes here as needed]
1st Grade Teachers	see below			see below	\$	98,292	\$	14,362	\$0	[Add notes here as needed]
2nd Grade Teachers	see below			see below	\$	98,292	\$	14,362	\$0	[Add notes here as needed]
3rd Grade Teachers	see below			see below	\$	98,292	\$	14,362	\$0	[Add notes here as needed]
4th Grade Teachers	see below			see below	\$	98,292	\$	14,362	\$0	[Add notes here as needed]
5th Grade Teachers	see below			see below	\$	98,292	\$	14,362	\$0	[Add notes here as needed]
6th Grade Teachers	see below			see below	\$	98,292	\$	14,362	\$0	[Add notes here as needed]
7th Grade Teachers	see below			see below	\$	98,292	\$	14,362	\$0	[Add notes here as needed]
8th Grade Teachers	see below			see below	\$	98,292	\$	14,362	\$0	[Add notes here as needed]
Loopers	see below			see below	\$	98,292	\$	14,362	\$0	[Add notes here as needed]
Subtotal: All Grade Teachers	0.00	0.00	0.00	Yes						
Allied Arts										
Art				Yes	\$	98,292	\$	14,362	\$0	[Add notes here as needed]
Music				Yes	\$	98,292	\$	14,362	\$0	[Add notes here as needed]
Physical Education	1.00		1.00	Yes	\$	98,292	\$	14,362	\$112,654	[Add notes here as needed]
Technology Ed	1.00		1.00	Yes	\$	98,292	\$	14,362	\$112,654	[Add notes here as needed]
Drama				Yes	\$	98,292	\$	14,362	\$0	[Add notes here as needed]
ITS				Yes	\$	98,292	\$	14,362	\$0	[Add notes here as needed]
Content Literacy				Yes	\$	98,292	\$	14,362	\$0	[Add notes here as needed]
Health				Yes	\$	98,292	\$	14,362	\$0	[Add notes here as needed]
Dance				Yes	\$	98,292	\$	14,362	\$0	[Add notes here as needed]
Library/Media Specialist				Yes	\$	105,594	\$	14,755	\$0	[Add notes here as needed]
Community School Manager	1.00		1.00	Yes	\$	98,292	\$	14,362	\$112,654	[Add notes here as needed]
Subject Teachers (High school only)										
Math Teachers	2.00	see below	2.00	see below	\$	98,292	\$	14,362	\$225,308	[Add notes here as needed]
Science Teachers	1.00	see below	1.00	see below	\$	98,292	\$	14,362	\$112,654	[Add notes here as needed]
Social Studies Teachers	1.00	see below	1.00	see below	\$	98,292	\$	14,362	\$112,654	[Add notes here as needed]
English	2.00	see below	2.00	see below	\$	98,292	\$	14,362	\$225,308	[Add notes here as needed]
Foreign Language		see below		see below	\$	98,292	\$	14,362	\$0	[Add notes here as needed]
All HS Subject Teachers	6.00	3.00	6.00	Yes						[Add notes here as needed]
In House Suspension				Yes	\$	98,292	\$	14,362	\$0	[Add notes here as needed]
Consumer Science				Yes	\$	98,292	\$	14,362	\$0	[Add notes here as needed]
Business				Yes	\$	98,292	\$	14,362	\$0	[Add notes here as needed]
Video Production				Yes	\$	98,292	\$	14,362	\$0	[Add notes here as needed]
ROTC				Yes	\$	98,292	\$	14,362	\$0	[Add notes here as needed]
All General Education Teachers	9.00	3.00	9.00						\$1,013,886	
Special Education Teachers										
Adjustment Teachers		see below			\$	98,292	\$	14,362	\$0	[Add notes here as needed]
LEAP Teachers		see below			\$	98,292	\$	14,362	\$0	[Add notes here as needed]
CSA Teachers		see below			\$	98,292	\$	14,362	\$0	[Add notes here as needed]
Other Special Ed Teachers	2.00	see below	2.00		\$	98,292	\$	14,362	\$225,308	[Add notes here as needed]
All Special Education Teachers	2.00	2.0	2.00							
English Language Learners Teachers										
ELL Teachers	1.00		1.00	Yes	\$	98,292	\$	14,362	\$112,654	[Add notes here as needed]
All Teachers	12.00	5.00	12.00						\$1,351,848	

Career Academy		SY24-25 Staff	Required minimum	SY25-26 Budgeted Staff	Check: Sufficient Staff?	Average Salary	Average Benefits	Amount	Notes
Paraprofessionals:									
GenEd Paras									
	Preschool Para				Yes	\$ 38,999	\$ 5,468	\$0	[Add notes here as needed]
	Kindergarten Para				Yes	\$ 38,999	\$ 5,468	\$0	[Add notes here as needed]
	Mainstream Paras				Yes	\$ 38,999	\$ 5,468	\$0	[Add notes here as needed]
All General Education Paras		0.00	0.00	0.00				\$0	
Special Education Paras									
	Special Education Classroom Paras					\$ 38,999	\$ 5,593	\$0	[Add notes here as needed]
	504 /1to1			1.00	Funded based on need				[Add notes here as needed]
English Language Learners Paras									
	ELL Para				Yes	\$ 38,999	\$ 5,593	\$0	[Add notes here as needed]
All Paraprofessionals		0.00	0.00	1.00				\$0	
Student Support:									
	Guidance Counselor				Yes	\$ 110,333	\$ 16,654	\$0	[Add notes here as needed]
	Social Worker	2.00		2.00	Yes	\$ 111,195	\$ 16,560	\$255,511	[Add notes here as needed]
	Mental Health Support Staff				Yes	\$ 99,164	\$ 16,560	\$0	[Add notes here as needed]
	Behavior Support Staff	1.00		1.00	Yes	\$ 98,292	\$ 14,362	\$112,654	[Add notes here as needed]
	Building Substitute Staff				Yes	\$ 45,000	\$ 7,098	\$0	[Add notes here as needed]
	ELL Tutor				Yes				Contact Finance before adding
	Tutors (including SEL): 15 hrs/week			2.00	Funded by Title I				[Add notes here as needed]
	Parent Liaison: part time				Yes	\$ 18,900		\$0	[Add notes here as needed]
	Parent Liaison: full time				Yes	\$ 37,000	\$ 6,179	\$0	[Add notes here as needed]
Subtotal		3.00	0.00	5.00				\$368,165	
Facilities									
	Security Guards	1.00		1.00	Yes	\$ 50,206	\$ 8,329	\$58,535	[Add notes here as needed]
	Custodians	1.00	1.00	1.00	Funded based on need				[Add notes here as needed]
Subtotal		2.00	1.00	2.00				\$58,535	
Other Positions									
	Other (describe in column J)	n/a			Yes			\$0	[Add notes here as needed]
	Other (describe in column J)	n/a			Yes			\$0	[Add notes here as needed]
Subtotal				0.00				\$0	
Total Staffing									
All Staff		19.00		22.50				\$2,019,587	
Stipends									
	Website Content Manager Stipends	\$ -			Yes	\$ 2,500.00		\$0	[Add notes here as needed]
	Other Lead Stipend (describe in column J):	\$ -			Yes	\$ -		\$0	[Add notes here as needed]
	Other Lead Stipend (describe in column J):	\$ -			Yes	\$ -		\$0	[Add notes here as needed]
	Other Lead Stipend (describe in column J):	\$ -			Yes	\$ -		\$0	[Add notes here as needed]
Total Stipends		\$ -						\$0	
Non-Personnel									
	Office Supplies	\$ -			Yes				[Add notes here as needed]
	General Supplies	\$ 5,000		\$ 5,008	Yes			\$5,008	[Add notes here as needed]
	Contracted Services	\$ -			Yes				[Add notes here as needed]
	Professional Development	\$ 6,008		\$ 6,000	Yes			\$6,000	[Add notes here as needed]
	Hardware (i.e.: Smartboards, etc.)	\$ -			Yes				[Add notes here as needed]
	Software (i.e.: ST Math)	\$ -			Yes				[Add notes here as needed]
	Field Trips	\$ -			Yes				[Add notes here as needed]
	Other (describe in column J)				Yes				[Add notes here as needed]
	Other (describe in column J)				Yes				[Add notes here as needed]
	Other (describe in column J)				Yes				[Add notes here as needed]
Total Non-Personnel		\$ 11,008		\$ 11,008				\$11,008	
Total Budget									
								\$2,030,595	

Daley School

School Year 25-26 Budget

Category	Students	Weight	SY25-26 Amount
<i>FSF Weights</i>	<i>SY24-25 (for reference)</i>	<i>SY25-26</i>	<i>SY25-26</i>
All students	677	683	\$ 6,550 \$ 4,473,650
Economically disadvantaged	402	376	\$ 1,873 \$ 704,248
Homeless	48	37	\$ 1,310 \$ 48,470
Low incoming performance	169	319	\$ 1,310 \$ 417,890
Grades PreK-3	0	0	\$ 1,873 \$ -
ELL below Level 3	44	76	\$ 3,050 \$ 231,800
ELL Level 3 and above	88	93	\$ 1,500 \$ 139,500
SWD substantially separate	51	61	\$ 23,000 \$ 1,403,000
SWD inclusion/language	94	109	\$ 6,500 \$ 708,500

FSF Baseline

ELL Baseline	\$ -
SWD Baseline	\$ -
General Ed Baseline	\$ -

Other FSF Policies

Transition amount	\$ (202,920)
Budget Exceptions	\$ -

FSF Total

	\$ 7,924,138
--	--------------

Comparison to previous year budget

Year	SY24-25	SY25-26	Projected Change
Enrollment	677	683	6
FSF Budget	\$ 7,637,370	\$ 7,924,138	\$ 286,768
Sub Total	\$ 7,637,370	\$ 7,924,138	\$ 286,768
Supplements	\$ -	\$ -	\$ -
Total Budget	\$ 7,637,370	\$ 7,924,138	\$ 286,768
\$ per pupil	\$ 11,281	\$ 11,602	\$ 321

Note: Total budget above is not exhaustive. E.g., excludes psychologists, speech pathologists, occupational therapists, ELL and STEM lead stipends, Title funded Tutors

Daley School	SY24-25 Staff	Required minimum	SY25-26 Budgeted Staff	Check: Sufficient Staff?	Average Salary	Average Benefits	Amount	Notes
School Year 25-26 Budget			Budget in light yellow cells				\$7,924,138	Total Allocation - All Sources
			Gray cells are budgeted for you				\$0	Amount remaining to budget
2100 Principal's Office:								
Principal/Coordinator	1.00	1.00	1.00	Yes	\$	145,677	\$	23,024 \$168,701 [Add notes here as needed]
Assistant Principal	2.00		2.00	Yes	\$	139,705	\$	22,368 \$324,145 [Add notes here as needed]
Administrative Assistant	1.00	1.00	1.00	Yes	\$	58,863	\$	13,475 \$72,338 [Add notes here as needed]
Subtotal	4.00	2.00	4.00					\$565,185
Coaches:								
Math Resource Teacher	1.00	1.00	1.00	Yes	\$	98,292	\$	15,992 \$114,284 [Add notes here as needed]
Literacy Specialist								Contact Finance before adding
Instructional Specialist	1.00		1.00					Funded by Title I
Subtotal	2.00	1.00	2.00					\$114,284
Teachers:								
Classroom Teachers								
PreSchool Teachers				Yes	\$	98,292	\$	14,362 \$0 [Add notes here as needed]
Kindergarten Teachers				Yes	\$	98,292	\$	14,362 \$0 [Add notes here as needed]
1st Grade Teachers	see below			see below	\$	98,292	\$	14,362 \$0 [Add notes here as needed]
2nd Grade Teachers	see below			see below	\$	98,292	\$	14,362 \$0 [Add notes here as needed]
3rd Grade Teachers	see below			see below	\$	98,292	\$	14,362 \$0 [Add notes here as needed]
4th Grade Teachers	see below			see below	\$	98,292	\$	14,362 \$0 [Add notes here as needed]
5th Grade Teachers	6.00	see below	6.00	see below	\$	98,292	\$	14,362 \$675,924 [Add notes here as needed]
6th Grade Teachers	6.00	see below	6.00	see below	\$	98,292	\$	14,362 \$675,924 [Add notes here as needed]
7th Grade Teachers	6.00	see below	6.00	see below	\$	98,292	\$	14,362 \$675,924 [Add notes here as needed]
8th Grade Teachers	6.00	see below	6.00	see below	\$	98,292	\$	14,362 \$675,924 [Add notes here as needed]
Loopers	5.00	see below	4.00	see below	\$	98,292	\$	14,362 \$450,616 [Add notes here as needed]
Subtotal: All Grade Teachers	29.00	27.00	28.00	Yes				
Allied Arts								
Art	1.00		1.00	Yes	\$	98,292	\$	14,362 \$112,654 [Add notes here as needed]
Music	1.00		1.00	Yes	\$	98,292	\$	14,362 \$112,654 [Add notes here as needed]
Physical Education	2.00	1.00	2.00	Yes	\$	98,292	\$	14,362 \$225,308 [Add notes here as needed]
Technology Ed	1.00		1.00	Yes	\$	98,292	\$	14,362 \$112,654 [Add notes here as needed]
Drama				Yes	\$	98,292	\$	14,362 \$0 [Add notes here as needed]
ITS	1.00		1.00	Yes	\$	98,292	\$	14,362 \$112,654 [Add notes here as needed]
Content Literacy				Yes	\$	98,292	\$	14,362 \$0 [Add notes here as needed]
Health	1.00		1.00	Yes	\$	98,292	\$	14,362 \$112,654 [Add notes here as needed]
SEL Teacher	1.00		1.00	Yes	\$	98,292	\$	14,362 \$112,654 [Add notes here as needed]
Library/Media Specialist	1.00		1.00	Yes	\$	105,594	\$	14,755 \$120,349 [Add notes here as needed]
Community School Manager				Yes	\$	98,292	\$	14,362 \$0 [Add notes here as needed]
All General Education Teachers	38.00	28.00	37.00					\$4,175,893
Special Education Teachers								
Adjustment Teachers	see below				\$	98,292	\$	14,362 \$0 [Add notes here as needed]
LEAP Teachers	3.00	see below	3.00		\$	98,292	\$	14,362 \$337,962 [Add notes here as needed]
CSA Teachers	2.00	see below	2.00		\$	98,292	\$	14,362 \$225,308 [Add notes here as needed]
Other Special Ed Teachers	6.00	see below	6.00		\$	98,292	\$	14,362 \$675,924 [Add notes here as needed]
All Special Education Teachers	11.00	11.00	11.00					
English Language Learners Teachers								
ELL Teachers	3.00	3.00	3.00	Yes	\$	98,292	\$	14,362 \$337,962 [Add notes here as needed]
All Teachers	52.00	42.00	51.00					\$5,753,049
Paraprofessionals:								
GenEd Paras								
Preschool Para				Yes	\$	38,999	\$	5,468 \$0 [Add notes here as needed]
Kindergarten Para				Yes	\$	38,999	\$	5,468 \$0 [Add notes here as needed]
Mainstream Paras	9.00	4.00	9.00	Yes	\$	38,999	\$	5,468 \$400,203 [Add notes here as needed]
All General Education Paras	9.00	4.00	9.00					\$400,203

Daley School	SY24-25 Staff	Required minimum	SY25-26 Budgeted Staff	Check: Sufficient Staff?	Average Salary	Average Benefits	Amount	Notes
Special Education Paras								
Special Education Classroom Paras	15.00		15.00		\$ 38,999	\$ 5,593	\$668,886	[Add notes here as needed]
504 /1to1				Funded based on need				[Add notes here as needed]
English Language Learners Paras								
ELL Para	1.00	1.00	1.00	Yes	\$ 38,999	\$ 5,593	\$44,592	[Add notes here as needed]
All Paraprofessionals	25.00	5.00	25.00				\$1,113,681	
Student Support:								
Guidance Counselor	1.00	1.00	1.00	Yes	\$ 110,333	\$ 16,654	\$126,987	[Add notes here as needed]
Social Worker	1.00	1.00	1.00	Yes	\$ 111,195	\$ 16,560	\$127,755	[Add notes here as needed]
Mental Health Support Staff				Yes	\$ 98,292	\$ 14,362	\$0	[Add notes here as needed]
Behavior Support Staff				Yes	\$ 98,292	\$ 14,362	\$0	[Add notes here as needed]
Building Substitute Staff				Yes	\$ 45,000	\$ 7,098	\$0	[Add notes here as needed]
ELL Tutor			1.00	Funded by Title III				[Add notes here as needed]
Tutors (including SEL): 15 hrs/week			6.00	Funded by Title I				[Add notes here as needed]
Parent Liaison: part time				Yes	\$ 18,900		\$0	[Add notes here as needed]
Parent Liaison: full time				Yes	\$ 37,000	\$ 6,179	\$0	[Add notes here as needed]
Subtotal	2.00	1.00	9.00				\$254,743	
Facilities								
Security Guards				Yes	\$ 50,206	\$ 8,329	\$0	[Add notes here as needed]
Custodians	4.00	4.00	4.00	Funded based on need				[Add notes here as needed]
Subtotal	4.00	4.00	4.00				\$0	
Other Positions								
Other (describe in column J)	n/a			Yes			\$0	[Add notes here as needed]
Other (describe in column J)	n/a			Yes			\$0	[Add notes here as needed]
Subtotal			0.00				\$0	
Total Staffing								
All Staff	89.00		95.00				\$7,800,942	
Stipends								
Website Content Manager Stipend	\$ -			Yes	\$ 2,500		\$0	[Add notes here as needed]
Translation Stipend	\$ -			Yes	\$ 2,000		\$0	[Add notes here as needed]
Parent Liaison Stipend	\$ -		1.00	Yes	\$ 4,000		\$4,000	[Add notes here as needed]
Other Lead Stipend (describe in column J);	\$ -			Yes	\$ -		\$0	[Add notes here as needed]
Total Stipends	\$ -						\$4,000	
Non-Personnel								
Office Supplies	\$ -			Yes				[Add notes here as needed]
General Supplies	\$ 45,000		\$ 45,000	Yes			\$45,000	[Add notes here as needed]
Contracted Services	\$ 14,000		\$ 14,000	Yes			\$14,000	[Add notes here as needed]
Professional Development	\$ 30,476		\$ 50,196	Yes			\$50,196	[Add notes here as needed]
Hardware (i.e.: Smartboards, etc.)	\$ 10,000		\$ 10,000	Yes			\$10,000	[Add notes here as needed]
Software (i.e.: ST Math)	\$ -			Yes				[Add notes here as needed]
Field Trips	\$ -			Yes				[Add notes here as needed]
Other (describe in column J)				Yes				[Add notes here as needed]
Other (describe in column J)				Yes				[Add notes here as needed]
Other (describe in column J)				Yes				[Add notes here as needed]
Total Non-Personnel	\$ 99,476		\$ 119,196				\$119,196	
Total Budget								
							\$7,924,138	

Greenhalge School

School Year 25-26 Budget

Category	Students	Weight	SY25-26 Amount
<i>FSF Weights</i>	<i>SY24-25 (for reference)</i>	<i>SY25-26</i>	<i>SY25-26</i>
All students	454	465	\$ 6,550 \$ 3,045,750
Economically disadvantaged	136	330	\$ 1,873 \$ 618,090
Homeless	20	64	\$ 1,310 \$ 83,840
Low incoming performance	167	139	\$ 1,310 \$ 182,090
Grades PreK-3	366	376	\$ 1,873 \$ 704,248
ELL below Level 3	162	185	\$ 3,050 \$ 564,250
ELL Level 3 and above	66	33	\$ 1,500 \$ 49,500
SWD substantially separate	49	40	\$ 23,000 \$ 920,000
SWD inclusion/language	50	51	\$ 6,500 \$ 331,500

FSF Baseline

ELL Baseline	\$ -
SWD Baseline	\$ -
General Ed Baseline	\$ -

Other FSF Policies

Transition amount	\$ 475,318
Budget Exceptions	\$ 11,258

FSF Total

	\$ 6,985,844
--	--------------

Comparison to previous year budget

Year	SY24-25	SY25-26	Projected Change
Enrollment	454	465	11
FSF Budget	\$ 6,647,016	\$ 6,985,844	\$ 338,828
Sub Total	\$ 6,647,016	\$ 6,985,844	\$ 338,828
Supplements	\$ -	\$ -	\$ -
Total Budget	\$ 6,647,016	\$ 6,985,844	\$ 338,828
\$ per pupil	\$ 14,641	\$ 15,023	\$ 382

Note: Total budget above is not exhaustive. E.g., excludes psychologists, speech pathologists, occupational therapists, ELL and STEM lead stipends

Greenhalge School		SY24-25 Staff	Required minimum	SY25-26 Budgeted Staff	Check: Sufficient Staff?	Average Salary	Average Benefits	Amount	Notes
School Year 25-26 Budget				Budget in light yellow cells				\$6,985,844	Total Allocation - All Sources
				Gray cells are budgeted for you				\$0	Amount remaining to budget
2100 Principal's Office:									
Principal/Coordinator	1.00	1.00	1.00	Yes	\$	145,677	\$	23,024	\$168,701 [Add notes here as needed]
Assistant Principal	1.00		1.00	Yes	\$	139,705	\$	22,368	\$162,073 [Add notes here as needed]
Administrative Assistant	1.00	1.00	1.00	Yes	\$	58,863	\$	13,475	\$72,338 [Add notes here as needed]
Subtotal	3.00	2.00	3.00					\$403,112	
Coaches:									
Math Resource Teacher	1.00	1.00	1.00	Yes	\$	98,292	\$	15,992	\$114,284 [Add notes here as needed]
Literacy Specialist	1.00		1.00	Yes					Funded by Title I
Instructional Specialist				Yes					Contact Finance before adding
Subtotal	2.00	1.00	2.00					\$114,284	
Teachers:									
Classroom Teachers									
PreSchool Teachers	2.00	1.00	2.00	Yes	\$	98,292	\$	14,362	\$225,308 [Add notes here as needed]
Kindergarten Teachers	4.00	4.00	4.00	Yes	\$	98,292	\$	14,362	\$450,616 [Add notes here as needed]
1st Grade Teachers	4.00	see below	4.00	see below	\$	98,292	\$	14,362	\$450,616 [Add notes here as needed]
2nd Grade Teachers	4.00	see below	4.00	see below	\$	98,292	\$	14,362	\$450,616 [Add notes here as needed]
3rd Grade Teachers	4.00	see below	4.00	see below	\$	98,292	\$	14,362	\$450,616 [Add notes here as needed]
4th Grade Teachers	4.00	see below	4.00	see below	\$	98,292	\$	14,362	\$450,616 [Add notes here as needed]
5th Grade Teachers		see below		see below	\$	98,292	\$	14,362	\$0 [Add notes here as needed]
6th Grade Teachers		see below		see below	\$	98,292	\$	14,362	\$0 [Add notes here as needed]
7th Grade Teachers		see below		see below	\$	98,292	\$	14,362	\$0 [Add notes here as needed]
8th Grade Teachers		see below		see below	\$	98,292	\$	14,362	\$0 [Add notes here as needed]
Loopers		see below		see below	\$	98,292	\$	14,362	\$0 [Add notes here as needed]
Subtotal: All Grade Teachers	22.00	18.00	22.00	Yes					
Allied Arts									
Art	1.00		1.00	Yes	\$	98,292	\$	14,362	\$112,654 [Add notes here as needed]
Music	1.00		1.00	Yes	\$	98,292	\$	14,362	\$112,654 [Add notes here as needed]
Physical Education	1.00	1.00	1.00	Yes	\$	98,292	\$	14,362	\$112,654 [Add notes here as needed]
Technology Ed				Yes	\$	98,292	\$	14,362	\$0 [Add notes here as needed]
Drama				Yes	\$	98,292	\$	14,362	\$0 [Add notes here as needed]
ITS				Yes	\$	98,292	\$	14,362	\$0 [Add notes here as needed]
Content Literacy	1.00		1.00	Yes	\$	98,292	\$	14,362	\$112,654 [Add notes here as needed]
Health				Yes	\$	98,292	\$	14,362	\$0 [Add notes here as needed]
Dance				Yes	\$	98,292	\$	14,362	\$0 [Add notes here as needed]
Library/Media Specialist	1.00			Yes	\$	105,594	\$	14,755	\$0 [Add notes here as needed]
Community School Manager	1.00			Yes	\$	98,292	\$	14,362	\$0 this is being funded through the CS
All General Education Teachers	28.00	24.00	26.00					\$2,929,004	
Special Education Teachers									
Adjustment Teachers		see below			\$	98,292	\$	14,362	\$0 [Add notes here as needed]
LEAP Teachers		see below			\$	98,292	\$	14,362	\$0 [Add notes here as needed]
CSA Teachers	4.00	see below	4.00		\$	98,292	\$	14,362	\$450,616 [Add notes here as needed]
Other Special Ed Teachers	4.00	see below	4.00		\$	98,292	\$	14,362	\$450,616 [Add notes here as needed]
All Special Education Teachers	8.00	7.00	8.00						
English Language Learners Teachers									
ELL Teachers	5.00	5.00	5.00	Yes	\$	98,292	\$	14,362	\$563,270 [Add notes here as needed]
All Teachers	41.00	36.00	39.00					\$4,393,506	
Paraprofessionals:									
GenEd Paras									
Preschool Para	2.00	1.00	2.00	Yes	\$	38,999	\$	5,468	\$88,935 [Add notes here as needed]
Kindergarten Para	4.00	4.00	4.00	Yes	\$	38,999	\$	5,468	\$177,870 [Add notes here as needed]

Greenhalge School	SY24-25 Staff	Required minimum	SY25-26 Budgeted Staff	Check: Sufficient Staff?	Average Salary	Average Benefits	Amount	Notes
Mainstream Paras	10.00	4.00	11.00	Yes	\$ 38,999	\$ 5,468	\$489,137	[Add notes here as needed]
All General Education Paras	16.00	9.00	17.00				\$755,942	
Special Education Paras								
Special Education Classroom Paras	12.00	12.00	12.00		\$ 38,999	\$ 5,593	\$535,109	[Add notes here as needed]
504 /ItoI				Funded based on need				[Add notes here as needed]
English Language Learners Paras								
ELL Para	1.00		1.00	Yes	\$ 38,999	\$ 5,593	\$44,592	[Add notes here as needed]
All Paraprofessionals	29.00	21.00	30.00				\$1,335,643	
Student Support:								
Guidance Counselor				Yes	\$ 110,333	\$ 16,654	\$0	[Add notes here as needed]
Social Worker	2.00	1.00	2.00	Yes	\$ 111,195	\$ 16,560	\$255,511	[Add notes here as needed]
Mental Health Support Staff				Yes	\$ 99,164	\$ 16,560	\$0	[Add notes here as needed]
Behavior Support Staff			2.00	Yes	\$ 98,292	\$ 14,362	\$225,308	Librarian & Reading Teacher
Building Substitute Staff				Yes	\$ 45,000	\$ 7,098	\$0	[Add notes here as needed]
ELL Tutor			1.00	Funded by Title III				[Add notes here as needed]
Tutors (including SEL): 15 hrs/week	2.00		4.00	Funded by Title I				[Add notes here as needed]
School Funded Tutors	3.00		2.00	Yes	\$ 30,240		\$60,480	[Add notes here as needed]
Parent Liaison; part time	1.00		1.00	Yes	\$ 18,900		\$18,900	[Add notes here as needed]
Parent Liaison, full time	1.00		1.00	Yes	\$ 37,000	\$ 6,179	\$43,179	[Add notes here as needed]
Subtotal	9.00	0.00	13.00				\$603,378	
Facilities								
Security Guards				Yes	\$ 50,206	\$ 8,329	\$0	[Add notes here as needed]
Custodians	3.00	3.00	3.00	Funded based on need				[Add notes here as needed]
Subtotal	3.00	3.00	3.00				\$0	
Other Positions								
Other (describe in column J)	1.00			Please contact Finance Office for salary & benefits	\$ -	\$ -	\$0	[Add notes here as needed]
Other (describe in column J)	n/a			Please contact Finance Office for salary & benefits	\$ -	\$ -	\$0	[Add notes here as needed]
Subtotal	1.00		0.00				\$0	
Total Staffing								
All Staff	88.00		90.00				\$6,849,922	
Stipends								
Website Content Manager Stipends	\$ -		1.00	Yes	\$ 2,500.00		\$2,500	[Add notes here as needed]
Other Lead Stipend (describe in column J);	\$ -			Yes	\$ -		\$0	[Add notes here as needed]
Other Lead Stipend (describe in column J);	\$ -			Yes	\$ -		\$0	[Add notes here as needed]
Other Lead Stipend (describe in column J);	\$ -			Yes	\$ -		\$0	[Add notes here as needed]
Total Stipends	\$ -						\$2,500	
Non-Personnel								
Office Supplies	\$ 46,631		\$ 41,876	Yes			\$41,876	[Add notes here as needed]
General Supplies	\$ 37,631		\$ 47,631	Yes			\$47,631	[Add notes here as needed]
Contracted Services	\$ -			Yes				[Add notes here as needed]
Professional Development	\$ 25,000		\$ 43,915	Yes			\$43,915	[Add notes here as needed]
Hardware (i.e.: Smartboards, etc.)	\$ -			Yes				[Add notes here as needed]
Software (i.e.: ST Math)	\$ -			Yes				[Add notes here as needed]
Field Trips	\$ -			Yes				[Add notes here as needed]
Other (describe in column J)				Yes				[Add notes here as needed]
Other (describe in column J)				Yes				[Add notes here as needed]
Other (describe in column J)				Yes				[Add notes here as needed]
Total Non-Personnel	\$ 109,262		\$ 133,422				\$133,422	
Total Budget								
							\$6,985,844	

Laura Lee School

School Year 25-26 Budget

Category		Students	Weight	SY25-26 Amount
<i>FSF Weights</i>	<i>SY24-25 (for reference)</i>	<i>SY25-26</i>	<i>SY25-26</i>	
All students	15	19	\$ 6,550	\$ 124,450
Economically disadvantaged	13	14	\$ 1,873	\$ 26,222
Homeless	0	0	\$ 1,310	\$ -
Low incoming performance	0	0	\$ 1,310	\$ -
Grades PreK-3	0	0	\$ 1,873	\$ -
ELL below Level 3	2	2	\$ 3,050	\$ 6,100
ELL Level 3 and above	4	1	\$ 1,500	\$ 1,500
SWD substantially separate	22	19	\$23,000	\$ 437,000
SWD inclusion/language	4	0	\$ 6,500	\$ -

FSF Baseline

ELL Baseline	\$ -
SWD Baseline	\$ -
General Ed Baseline	\$ -

Other FSF Policies

Transition amount	\$ 836,434
Budget Exceptions	\$ -

FSF Total

	\$ 1,431,706
--	--------------

Comparison to previous year budget

Year	SY24-25	SY25-26	Projected Change
Enrollment	15	19	4
FSF Budget	\$ 1,306,732	\$ 1,431,706	\$ 124,974
Sub Total	\$ 1,306,732	\$ 1,431,706	\$ 124,974
Supplements	\$ -	\$ -	\$ -
Total Budget	\$ 1,306,732	\$ 1,431,706	\$ 124,974
\$ per pupil	\$ 87,115	\$ 75,353	\$ (11,763)

Note: Total budget above is not exhaustive. E.g., excludes psychologists, speech pathologists, occupational therapists, ELL and STEM lead stipends

Laura Lee School		SY24-25 Staff	Required minimum	SY25-26 Budgeted Staff	Check: Sufficient Staff?	Average Salary	Average Benefits	Amount	Notes
School Year 25-26 Budget				Budget in light yellow cells				\$1,431,706	Total Allocation - All Sources
				Gray cells are budgeted for you				(\$0)	Amount remaining to budget
2100 Principal's Office:									
Principal/Coordinator	1.00	1.00	1.00	Yes	\$	145,677	\$	23,024	\$168,701 [Add notes here as needed]
Assistant Principal				Yes	\$	139,705	\$	22,368	\$0 [Add notes here as needed]
Administrative Assistant	1.00	1.00	1.00	Yes	\$	58,863	\$	13,475	\$72,338 [Add notes here as needed]
Subtotal	2.00	2.00	2.00						\$241,039
Coaches:									
Math Resource Teacher			1.00	Yes	\$	98,292	\$	15,992	\$114,284 [Add notes here as needed]
Literacy Specialist									Contact Finance before adding
Instructional Specialist									Contact Finance before adding
Subtotal	0.00	0.00	1.00						\$114,284
Teachers:									
Classroom Teachers									
PreSchool Teachers				Yes	\$	98,292	\$	14,362	\$0 [Add notes here as needed]
Kindergarten Teachers				Yes	\$	98,292	\$	14,362	\$0 [Add notes here as needed]
1st Grade Teachers	see below			see below	\$	98,292	\$	14,362	\$0 [Add notes here as needed]
2nd Grade Teachers	see below			see below	\$	98,292	\$	14,362	\$0 [Add notes here as needed]
3rd Grade Teachers	see below			see below	\$	98,292	\$	14,362	\$0 [Add notes here as needed]
4th Grade Teachers	see below			see below	\$	98,292	\$	14,362	\$0 [Add notes here as needed]
5th Grade Teachers	see below			see below	\$	98,292	\$	14,362	\$0 [Add notes here as needed]
6th Grade Teachers	see below			see below	\$	98,292	\$	14,362	\$0 [Add notes here as needed]
7th Grade Teachers	see below			see below	\$	98,292	\$	14,362	\$0 [Add notes here as needed]
8th Grade Teachers	see below			see below	\$	98,292	\$	14,362	\$0 [Add notes here as needed]
Loopers	1.00	see below	1.00	see below	\$	98,292	\$	14,362	\$112,654 [Add notes here as needed]
Subtotal: All Grade Teachers	1.00	0.00	1.00	Yes					
Allied Arts									
Art	0.25		0.25	Yes	\$	98,292	\$	14,362	\$28,164 [Add notes here as needed]
Music	0.50			Yes	\$	98,292	\$	14,362	\$0 [Add notes here as needed]
Physical Education	0.25	0.25	0.75	Yes	\$	98,292	\$	14,362	\$84,491 Full Time PE/Health Teacher
Technology Ed				Yes	\$	98,292	\$	14,362	\$0 [Add notes here as needed]
Drama				Yes	\$	98,292	\$	14,362	\$0 [Add notes here as needed]
ITS				Yes	\$	98,292	\$	14,362	\$0 [Add notes here as needed]
Content Literacy				Yes	\$	98,292	\$	14,362	\$0 [Add notes here as needed]
Health				Yes	\$	98,292	\$	14,362	\$0 [Add notes here as needed]
Dance				Yes	\$	98,292	\$	14,362	\$0 [Add notes here as needed]
Library/Media Specialist				Yes	\$	105,594	\$	14,755	\$0 [Add notes here as needed]
Special Education Teachers									
Adjustment Teachers	see below				\$	98,292	\$	14,362	\$0 [Add notes here as needed]
LEAP Teachers	see below				\$	98,292	\$	14,362	\$0 [Add notes here as needed]
CSA Teachers	see below				\$	98,292	\$	14,362	\$0 [Add notes here as needed]
Other Special Ed Teachers	5.00	see below	5.00		\$	98,292	\$	14,362	\$563,270 [Add notes here as needed]
All Special Education Teachers	5.00	5.0	5.00						
English Language Learners Teachers									
ELL Teachers				Yes	\$	98,292	\$	14,362	\$0 [Add notes here as needed]
All Teachers	7.00	5.25	7.00						\$788,578
Paraprofessionals:									
GenEd Paras									
Preschool Para				Yes	\$	38,999	\$	5,468	\$0 [Add notes here as needed]
Kindergarten Para				Yes	\$	38,999	\$	5,468	\$0 [Add notes here as needed]
Mainstream Paras				Yes	\$	38,999	\$	5,468	\$0 [Add notes here as needed]

Laura Lee School		SY24-25 Staff	Required minimum	SY25-26 Budgeted Staff	Check: Sufficient Staff?	Average Salary	Average Benefits	Amount	Notes
All General Education Paras		0.00	0.00	0.00				\$0	
Special Education Paras									
Special Education Classroom Paras		7.00	5.00	5.00		\$ 38,999	\$ 5,593	\$222,962	[Add notes here as needed]
504 /1to1					Funded based on need				[Add notes here as needed]
English Language Learners Paras									
ELL Para					Yes	\$ 38,999	\$ 5,593	\$0	[Add notes here as needed]
All Paraprofessionals		7.00	5.00	5.00				\$222,962	
Student Support:									
Guidance Counselor					Yes	\$ 110,333	\$ 16,654	\$0	[Add notes here as needed]
Social Worker					Yes	\$ 111,195	\$ 16,560	\$0	[Add notes here as needed]
Mental Health Support Staff					Yes	\$ 99,164	\$ 16,560	\$0	[Add notes here as needed]
Behavior Support Staff					Yes	\$ 98,292	\$ 14,362	\$0	[Add notes here as needed]
Building Substitute Staff					Yes	\$ 45,000	\$ 7,098	\$0	[Add notes here as needed]
ELL Tutor					Yes				Contact Finance before adding
Tutors (including SEL): 15 hrs/week			1.00		Funded by Title I				[Add notes here as needed]
Parent Liaison: part time					Yes	\$ 18,900		\$0	[Add notes here as needed]
Parent Liaison: full time					Yes	\$ 37,000	\$ 6,179	\$0	[Add notes here as needed]
Subtotal		0.00	0.00	1.00				\$0	
Facilities									
Security Guards					Yes	\$ 50,206	\$ 8,329	\$0	[Add notes here as needed]
Custodians		1.00	1.00	1.00	Funded based on need				[Add notes here as needed]
Subtotal		1.00	1.00	1.00				\$0	
Other Positions									
Other (describe in column J)		n/a			Yes			\$0	[Add notes here as needed]
Other (describe in column J)		n/a			Yes			\$0	[Add notes here as needed]
Subtotal		0.00		0.00				\$0	
Total Staffing									
All Staff		17.00	13.25	17.00				\$1,366,863	
Stipends									
Website Content Manager Stipends		\$ -			Yes	\$ 2,500		\$0	[Add notes here as needed]
Other Lead Stipend (describe in column J);		\$ -			Yes	\$0		\$0	[Add notes here as needed]
Other Lead Stipend (describe in column J);		\$ -			Yes	\$0		\$0	[Add notes here as needed]
Other Lead Stipend (describe in column J);		\$ -			Yes	\$0		\$0	[Add notes here as needed]
Total Stipends		\$ -						\$0	
Non-Personnel									
Office Supplies		\$ 9,308			Yes				[Add notes here as needed]
General Supplies		\$ -	\$ 20,843		Yes			\$20,843	[Add notes here as needed]
Contracted Services		\$ 9,307	\$ 19,000		Yes			\$19,000	[Add notes here as needed]
Professional Development		\$ 15,000	\$ 25,000		Yes			\$25,000	[Add notes here as needed]
Hardware (i.e.: Smartboards, etc.)		\$ -			Yes				[Add notes here as needed]
Software (i.e.: ST Math)		\$ -			Yes				[Add notes here as needed]
Field Trips		\$ -			Yes				[Add notes here as needed]
Other (describe in column J)					Yes				[Add notes here as needed]
Other (describe in column J)					Yes				[Add notes here as needed]
Other (describe in column J)					Yes				[Add notes here as needed]
Total Non-Personnel		\$ 33,615	\$ 64,843					\$64,843	
Total Budget									
									\$1,431,706

Leblanc School

School Year 25-26 Budget

Category		Students	Weight	SY25-26 Amount
<i>FSF Weights</i>	<i>SY24-25 (for reference)</i>	<i>SY25-26</i>	<i>SY25-26</i>	
All students	41	33	\$ 6,550	\$ 216,150
Economically disadvantaged	37	25	\$ 1,873	\$ 46,825
Homeless	0	7	\$ 1,310	\$ 9,170
Low incoming performance	0	0	\$ 1,310	\$ -
Grades PreK-3	0	0	\$ 1,873	\$ -
ELL below Level 3	1	2	\$ 3,050	\$ 6,100
ELL Level 3 and above	1	1	\$ 1,500	\$ 1,500
SWD substantially separate	40	25	\$ 23,000	\$ 575,000
SWD inclusion/language	0	0	\$ 6,500	\$ -

FSF Baseline

ELL Baseline	\$ -
SWD Baseline	\$ -
General Ed Baseline	\$ -

Other FSF Policies

Transition amount	\$ 770,849
Budget Exceptions	\$ -

FSF Total

	\$ 1,625,594
--	--------------

Comparison to previous year budget

Year	SY24-25	SY25-26	Projected Change
Enrollment	41	33	-8
FSF Budget	\$ 1,510,643	\$ 1,625,594	\$ 114,951
Sub Total	\$ 1,510,643	\$ 1,625,594	\$ 114,951
Supplements	\$ -	\$ -	\$ -
Total Budget	\$ 1,510,643	\$ 1,625,594	\$ 114,951
\$ per pupil	\$ 36,845	\$ 49,260	\$ 12,415

Note: Total budget above is not exhaustive. E.g., excludes psychologists, speech pathologists, occupational therapists, ELL and STEM lead stipends

Leblanc School	SY24-25 Staff	Required minimum	SY25-26 Budgeted Staff	Check: Sufficient Staff?	Average Salary	Average Benefits	Amount	Notes		
School Year 25-26 Budget			Budget in light yellow cells				\$1,625,594	Total Allocation - All Sources		
			Gray cells are budgeted for you				(\$0)	Amount remaining to budget		
2100 Principal's Office:										
Principal/Coordinator	1.00	1.00	1.00	Yes	\$	145,677	\$	23,024	\$168,701	[Add notes here as needed]
Assistant Principal				Yes	\$	139,705	\$	22,368	\$0	[Add notes here as needed]
Administrative Assistant	1.00	1.00	1.00	Yes	\$	58,863	\$	13,475	\$72,338	[Add notes here as needed]
Subtotal	2.00	2.00	2.00						\$241,039	
Coaches:										
Math Resource Teacher				Yes	\$	98,292	\$	15,992	\$0	[Add notes here as needed]
Literacy Specialist										Position is Grant Funded
Instructional Specialist										Check with Finance
Subtotal	0.00	0.00	0.00						\$0	
Teachers:										
Classroom Teachers										
PreSchool Teachers				Yes	\$	98,292	\$	14,362	\$0	[Add notes here as needed]
Kindergarten Teachers				Yes	\$	98,292	\$	14,362	\$0	[Add notes here as needed]
1st Grade Teachers	see below			see below	\$	98,292	\$	14,362	\$0	[Add notes here as needed]
2nd Grade Teachers	see below			see below	\$	98,292	\$	14,362	\$0	[Add notes here as needed]
3rd Grade Teachers	see below			see below	\$	98,292	\$	14,362	\$0	[Add notes here as needed]
4th Grade Teachers	see below			see below	\$	98,292	\$	14,362	\$0	[Add notes here as needed]
5th Grade Teachers	see below			see below	\$	98,292	\$	14,362	\$0	[Add notes here as needed]
6th Grade Teachers	see below			see below	\$	98,292	\$	14,362	\$0	[Add notes here as needed]
7th Grade Teachers	see below			see below	\$	98,292	\$	14,362	\$0	[Add notes here as needed]
8th Grade Teachers	see below			see below	\$	98,292	\$	14,362	\$0	[Add notes here as needed]
Loopers	see below			see below	\$	98,292	\$	14,362	\$0	[Add notes here as needed]
Subtotal: All Grade Teachers	0.00	0.00	0.00	Yes						
Allied Arts										
Art	0.50		0.50	Yes	\$	98,292	\$	14,362	\$56,327	[Add notes here as needed]
Music				Yes	\$	98,292	\$	14,362	\$0	[Add notes here as needed]
Physical Education				Yes	\$	98,292	\$	14,362	\$0	[Add notes here as needed]
Technology Ed				Yes	\$	98,292	\$	14,362	\$0	[Add notes here as needed]
Drama				Yes	\$	98,292	\$	14,362	\$0	[Add notes here as needed]
ITS				Yes	\$	98,292	\$	14,362	\$0	[Add notes here as needed]
Content Literacy				Yes	\$	98,292	\$	14,362	\$0	[Add notes here as needed]
Health				Yes	\$	98,292	\$	14,362	\$0	[Add notes here as needed]
Dance				Yes	\$	98,292	\$	14,362	\$0	[Add notes here as needed]
Library/Media Specialist				Yes	\$	105,594	\$	14,755	\$0	[Add notes here as needed]
All General Education Teachers	0.50	0.00	0.50						\$56,327	
Special Education Teachers										
Adjustment Teachers	7.00	see below	7.00		\$	98,292	\$	14,362	\$788,578	[Add notes here as needed]
LEAP Teachers		see below			\$	98,292	\$	14,362	\$0	[Add notes here as needed]
CSA Teachers		see below			\$	98,292	\$	14,362	\$0	[Add notes here as needed]
Other Special Ed Teachers		see below			\$	98,292	\$	14,362	\$0	[Add notes here as needed]
All Special Education Teachers	7.00	2.00	7.00							
English Language Learners Teachers										
ELL Teachers				Yes	\$	98,292	\$	14,362	\$0	[Add notes here as needed]
All Teachers	7.50	2.00	7.50						\$844,905	
Paraprofessionals:										
GenEd Paras										
Preschool Para				Yes	\$	38,999	\$	5,468	\$0	[Add notes here as needed]
Kindergarten Para				Yes	\$	38,999	\$	5,468	\$0	[Add notes here as needed]
Mainstream Paras				Yes	\$	38,999	\$	5,468	\$0	[Add notes here as needed]
All General Education Paras	0.00	0.00	0.00						\$0	

Special Education Paras											
Special Education Classroom Paras	6.00	3.00	7.00		\$	38,999	\$	5,593	\$312,147	[Add notes here as needed]	
504 /1to1				Funded based on need						[Add notes here as needed]	
English Language Learners Paras											
ELL Para				Yes	\$	38,999	\$	5,593	\$0	[Add notes here as needed]	
All Paraprofessionals	6.00	3.00	7.00								\$312,147
Student Support:											
Guidance Counselor				Yes	\$	110,333	\$	16,654	\$0	[Add notes here as needed]	
Social Worker				Yes	\$	111,195	\$	16,560	\$0	[Add notes here as needed]	
Mental Health Support Staff				Yes	\$	99,164	\$	16,560	\$0	[Add notes here as needed]	
Behavior Support Staff	1.00		1.00	Yes	\$	98,292	\$	14,362	\$112,654	[Add notes here as needed]	
Building Substitute Staff				Yes	\$	45,000	\$	7,098	\$0	[Add notes here as needed]	
ELL Tutor				Yes						[Add notes here as needed]	
Tutors (including SEL): 15 hrs/week	1.00		1.00	Funded by Title I						[Add notes here as needed]	
Parent Liaison: part time	1.00		1.00	Yes	\$	18,900			\$18,900	[Add notes here as needed]	
Parent Liaison, full time				Yes	\$	37,000	\$	6,179	\$0	[Add notes here as needed]	
Subtotal	3.00	0.00	3.00						\$131,554		
Facilities											
Security Guards	1.00		1.00	Yes	\$	50,206	\$	8,329	\$58,535	[Add notes here as needed]	
Custodians	1.00	1.00	1.00	Funded based on need						[Add notes here as needed]	
Subtotal	2.00	1.00	2.00						\$58,535		
Other Positions											
Other (describe in column J)	n/a			Yes						\$0	[Add notes here as needed]
Other (describe in column J)	n/a			Yes						\$0	[Add notes here as needed]
Subtotal	0.00								\$0		
Total Staffing											
All Staff	20.50		21.50						\$1,588,180		
Stipends											
Website Content Manager Stipends	\$ 2,500		1.00	Yes	\$	2,500			\$2,500	[Add notes here as needed]	
Other Lead Stipend (describe in column J);	\$ 3,600		1.00	Yes		\$3,600			\$3,600	[Add notes here as needed]	
Other Lead Stipend (describe in column J);	\$ 3,600		1.00	Yes		\$3,600			\$3,600	[Add notes here as needed]	
Other Lead Stipend (describe in column J);	\$ 2,500		1.00	Yes		\$2,500			\$2,500	[Add notes here as needed]	
Total Stipends	\$ 12,200								\$12,200		
Non-Personnel											
Office Supplies	\$ -			Yes						[Add notes here as needed]	
General Supplies	\$ 13,514		\$ 10,214	Yes					\$10,214	[Add notes here as needed]	
Contracted Services	\$ 13,514		\$ 5,000	Yes					\$5,000	[Add notes here as needed]	
Professional Development	\$ 13,515		\$ 10,000	Yes					\$10,000	[Add notes here as needed]	
Hardware (i.e.: Smartboards, etc.)	\$ -			Yes						[Add notes here as needed]	
Software (i.e.: ST Math)	\$ -			Yes						[Add notes here as needed]	
Field Trips	\$ -			Yes						[Add notes here as needed]	
Other (describe in column J)				Yes						[Add notes here as needed]	
Other (describe in column J)				Yes						[Add notes here as needed]	
Other (describe in column J)				Yes						[Add notes here as needed]	
Total Non-Personnel	\$ 40,543		\$ 25,214						\$25,214		
Total Budget											
										\$1,625,594	

Lincoln School

School Year 25-26 Budget

Category		Students	Weight	SY25-26 Amount
<i>FSF Weights</i>	<i>SY24-25 (for reference)</i>	<i>SY25-26</i>	<i>SY25-26</i>	
All students	494	518	\$ 6,550	\$ 3,392,900
Economically disadvantaged	144	237	\$ 1,873	\$ 443,901
Homeless	30	59	\$ 1,310	\$ 77,290
Low incoming performance	145	81	\$ 1,310	\$ 106,110
Grades PreK-3	402	423	\$ 1,873	\$ 792,279
ELL below Level 3	112	140	\$ 3,050	\$ 427,000
ELL Level 3 and above	89	40	\$ 1,500	\$ 60,000
SWD substantially separate	18	34	\$23,000	\$ 782,000
SWD inclusion/language	84	77	\$ 6,500	\$ 500,500

FSF Baseline

ELL Baseline	\$ -
SWD Baseline	\$ -
General Ed Baseline	\$ -

Other FSF Policies

Transition amount	\$ (338,848)
Budget Exceptions	\$ -

FSF Total

	\$ 6,243,132
--	--------------

Comparison to previous year budget

Year	SY24-25	SY25-26	Projected Change
Enrollment	494	518	24
FSF Budget	\$ 6,090,708	\$ 6,243,132	\$ 152,424
Sub Total	\$ 6,090,708	\$ 6,243,132	\$ 152,424
Supplements	\$ -	\$ -	\$ -
Total Budget	\$ 6,090,708	\$ 6,243,132	\$ 152,424
\$ per pupil	\$ 12,329	\$ 12,052	\$ (277)

Note: Total budget above is not exhaustive. E.g., excludes psychologists, speech pathologists, occupational therapists, ELL and STEM lead stipends

Lincoln School		SY24-25 Staff	Required minimum	SY25-26 Budgeted Staff	Check: Sufficient Staff?	Average Salary	Average Benefits	Amount	Notes
School Year 25-26 Budget				Budget in light yellow cells				\$6,243,132	Total Allocation - All Sources
2100 Principal's Office:				Gray cells are budgeted for you				(\$0)	Amount remaining to budget
Principal/Coordinator	1.00	1.00	1.00	Yes	\$	145,677	\$	23,024	\$168,701 [Add notes here as needed]
Assistant Principal	1.00		1.00	Yes	\$	139,705	\$	22,368	\$162,073 [Add notes here as needed]
Administrative Assistant	1.00	1.00	1.00	Yes	\$	58,863	\$	13,475	\$72,338 [Add notes here as needed]
Subtotal	3.00	2.00	3.00					\$403,112	
Coaches:									
Math Resource Teacher	1.00	1.00	1.00	Yes	\$	98,292	\$	15,992	\$114,284 [Add notes here as needed]
Literacy Specialist	1.00		1.00						Funded by Title I
Instructional Specialist									Check with Finance before adding
Subtotal	2.00	1.00	2.00					\$114,284	
Teachers:									
Classroom Teachers									
PreSchool Teachers	2.00	2.00	2.00	Yes	\$	98,292	\$	14,362	\$225,308 [Add notes here as needed]
Kindergarten Teachers	4.00	4.00	4.00	Yes	\$	98,292	\$	14,362	\$450,616 [Add notes here as needed]
1st Grade Teachers	4.00	see below	4.00	see below	\$	98,292	\$	14,362	\$450,616 [Add notes here as needed]
2nd Grade Teachers	4.00	see below	4.00	see below	\$	98,292	\$	14,362	\$450,616 [Add notes here as needed]
3rd Grade Teachers	4.00	see below	4.00	see below	\$	98,292	\$	14,362	\$450,616 [Add notes here as needed]
4th Grade Teachers	4.00	see below	4.00	see below	\$	98,292	\$	14,362	\$450,616 [Add notes here as needed]
5th Grade Teachers		see below		see below	\$	98,292	\$	14,362	\$0 [Add notes here as needed]
6th Grade Teachers		see below		see below	\$	98,292	\$	14,362	\$0 [Add notes here as needed]
7th Grade Teachers		see below		see below	\$	98,292	\$	14,362	\$0 [Add notes here as needed]
8th Grade Teachers		see below		see below	\$	98,292	\$	14,362	\$0 [Add notes here as needed]
Loopers	2.00	see below	2.00	see below	\$	98,292	\$	14,362	\$225,308 Reading Specialist
Subtotal: All Grade Teachers	24.00	20.00	24.00	Yes					
Allied Arts									
Art	1.00		1.00	Yes	\$	98,292	\$	14,362	\$112,654 [Add notes here as needed]
Music	1.00		1.00	Yes	\$	98,292	\$	14,362	\$112,654 [Add notes here as needed]
Physical Education	1.00	1.00	1.00	Yes	\$	98,292	\$	14,362	\$112,654 [Add notes here as needed]
Technology Ed	1.00		1.00	Yes	\$	98,292	\$	14,362	\$112,654 [Add notes here as needed]
Drama				Yes	\$	98,292	\$	14,362	\$0 [Add notes here as needed]
ITS				Yes	\$	98,292	\$	14,362	\$0 [Add notes here as needed]
Content Literacy				Yes	\$	98,292	\$	14,362	\$0 [Add notes here as needed]
Health				Yes	\$	98,292	\$	14,362	\$0 [Add notes here as needed]
Dance				Yes	\$	98,292	\$	14,362	\$0 [Add notes here as needed]
Library/Media Specialist	1.00		1.00	Yes	\$	105,594	\$	14,755	\$120,349 [Add notes here as needed]
Community School Manager				Yes	\$	98,292	\$	14,362	\$0 [Add notes here as needed]
All General Education Teachers	29.00	27.00	29.00					\$3,274,661	
Special Education Teachers									
Adjustment Teachers	2.00	see below	2.00		\$	98,292	\$	14,362	\$225,308 [Add notes here as needed]
LEAP Teachers		see below			\$	98,292	\$	14,362	\$0 [Add notes here as needed]
CSA Teachers	1.00	see below	1.00		\$	98,292	\$	14,362	\$112,654 [Add notes here as needed]
Other Special Ed Teachers	5.00	see below	5.00		\$	98,292	\$	14,362	\$563,270 [Add notes here as needed]
All Special Education Teachers	8.00	8.00	8.00						
English Language Learners Teachers									
ELL Teachers	4.00		4.00	Yes	\$	98,292	\$	14,362	\$450,616 [Add notes here as needed]
All Teachers	41.00	35.00	41.00					\$4,626,509	
Paraprofessionals:									
GenEd Paras									
Preschool Para	2.00	2.00	2.00	Yes	\$	38,999	\$	5,468	\$88,935 [Add notes here as needed]
Kindergarten Para	4.00	4.00	4.00	Yes	\$	38,999	\$	5,468	\$177,870 [Add notes here as needed]
Mainstream Paras	8.00	4.00	7.00	Yes	\$	38,999	\$	5,468	\$311,269 [Add notes here as needed]
All General Education Paras	14.00	10.00	13.00					\$578,074	

Lincoln School		SY24-25 Staff	Required minimum	SY25-26 Budgeted Staff	Check: Sufficient Staff?	Average Salary	Average Benefits	Amount	Notes
School Year 25-26 Budget				Budget in light yellow cells				\$6,243,132	Total Allocation - All Sources
				Gray cells are budgeted for you				(\$0)	Amount remaining to budget
Special Education Paras									
Special Education Classroom Paras	6.00	6.00	6.00			\$ 38,999	\$ 5,593	\$267,554	[Add notes here as needed]
504 /1to1	3.00		3.00		Funded based on need				[Add notes here as needed]
English Language Learners Paras									
ELL Para					Yes	\$ 38,999	\$ 5,593	\$0	[Add notes here as needed]
All Paraprofessionals	23.00	16.00	22.00					\$845,628	
Student Support:									
Guidance Counselor					Yes	\$ 110,333	\$ 16,654	\$0	[Add notes here as needed]
Social Worker	1.00	1.00	1.00		Yes	\$ 111,195	\$ 16,560	\$127,755	[Add notes here as needed]
Mental Health Support Staff					Yes	\$ 99,164	\$ 16,560	\$0	[Add notes here as needed]
Behavior Support Staff					Yes	\$ 98,292	\$ 14,362	\$0	[Add notes here as needed]
Building Substitute Staff					Yes	\$ 45,000	\$ 7,098	\$0	[Add notes here as needed]
ELL Tutor	1.00		1.00		Funded by Title III				[Add notes here as needed]
Tutors (including SEL): 15 hrs/week	1.00		4.00		Funded by Title I				[Add notes here as needed]
Parent Liaison: part time					Yes	\$ 18,900		\$0	[Add notes here as needed]
Parent Liaison: full time	1.00		1.00		Yes	\$ 37,000	\$ 6,179	\$43,179	[Add notes here as needed]
Subtotal	4.00	0.00	7.00					\$170,934	
Facilities									
Security Guards					Yes	\$ 50,206	\$ 8,329	\$0	[Add notes here as needed]
Custodians	3.00	3.00	3.00		Funded based on need				[Add notes here as needed]
Subtotal	3.00	3.00	3.00					\$0	
Other Positions									
Other (describe in column J)	n/a				Yes			\$0	[Add notes here as needed]
Other (describe in column J)	n/a				Yes			\$0	[Add notes here as needed]
Subtotal			0.00					\$0	
Total Staffing									
All Staff	76.00		78.00					\$6,160,467	
Stipends									
Website Content Manager Stipends	\$ 2,500		1.00		Yes	\$ 2,500		\$2,500	[Add notes here as needed]
Other Lead Stipend (describe in column J);	\$ -				Yes	\$0		\$0	[Add notes here as needed]
Other Lead Stipend (describe in column J);	\$ -				Yes	\$0		\$0	[Add notes here as needed]
Other Lead Stipend (describe in column J);	\$ -				Yes	\$0		\$0	[Add notes here as needed]
Total Stipends	\$ 2,500							\$2,500	
Non-Personnel									
Office Supplies	\$ -				Yes				[Add notes here as needed]
General Supplies	\$ 59,212		\$ 38,665		Yes			\$38,665	[Add notes here as needed]
Contracted Services	\$ 10,000		\$ 10,000		Yes			\$10,000	[Add notes here as needed]
Professional Development	\$ 30,000		\$ 24,000		Yes			\$24,000	[Add notes here as needed]
Hardware (i.e.: Smartboards, etc.)	\$ 7,500		\$ 7,500		Yes			\$7,500	[Add notes here as needed]
Software (i.e.: ST Math)	\$ -				Yes				[Add notes here as needed]
Field Trips	\$ -				Yes				[Add notes here as needed]
Other (describe in column J)					Yes				[Add notes here as needed]
Other (describe in column J)					Yes				[Add notes here as needed]
Other (describe in column J)					Yes				[Add notes here as needed]
Total Non-Personnel	\$ 106,712		\$ 80,165					\$80,165	
Total Budget									
								\$6,243,132	

Lowell High School

School Year 25-26 Budget

Category		Students	Weight	SY25-26 Amount
<i>FSF Weights</i>	<i>SY24-25 (for reference)</i>	<i>SY25-26</i>	<i>SY25-26</i>	
All students	3600	3788	\$ 6,550	\$ 24,811,400
Economically disadvantaged	471	776	\$ 1,873	\$ 1,453,448
Homeless	60	305	\$ 1,310	\$ 399,550
Low incoming performance	198	513	\$ 1,310	\$ 672,030
Grades PreK-3	0	0	\$ 1,873	\$ -
ELL below Level 3	574	678	\$ 3,050	\$ 2,067,900
ELL Level 3 and above	368	435	\$ 1,500	\$ 652,500
SWD substantially separate	112	74	\$23,000	\$ 1,702,000
SWD inclusion/language	331	522	\$ 6,500	\$ 3,393,000

FSF Baseline

ELL Baseline	\$ -
SWD Baseline	\$ -
General Ed Baseline	\$ -

Other FSF Policies

Transition amount	\$ 1,791,610
Budget Exceptions	\$ -

FSF Total

	\$ 36,943,438
--	---------------

Comparison to previous year budget

Year	SY24-25	SY25-26	Projected Change
Enrollment	3600	3788	188
FSF Budget	\$ 34,949,975	\$ 36,943,438	\$ 1,993,463
Sub Total	\$ 34,949,975	\$ 36,943,438	\$ 1,993,463
Supplements	\$ -	\$ -	\$ -
Total Budget	\$ 34,949,975	\$ 36,943,438	\$ 1,993,463
\$ per pupil	\$ 9,708	\$ 9,753	\$ 44

Note: Total budget above is not exhaustive. E.g., excludes psychologists, speech pathologists, occupational therapists, ELL and STEM lead stipends

Lowell High School		SY24-25 Staff	Required minimum	SY25-26 Budgeted Staff	Check: Sufficient Staff?	Average Salary	Average Benefits	Amount	Notes
School Year 25-26 Budget				Budget in light yellow cells				\$36,943,438	Total Allocation - All Sources
<i>Positions in navy blue have been HS-only in the past</i>				Gray cells are budgeted for you				\$0	Amount remaining to budget
2100 Principal's Office:									
Headmaster	1.00	1.00	1.00	Yes	\$	172,509	\$	25,976	\$198,485 [Add notes here as needed]
House Deans	4.00	4.00	4.00	Yes	\$	137,224	\$	22,095	\$637,275 [Add notes here as needed]
Administrative Assistant	11.00	5.00	11.00	Yes	\$	58,863	\$	13,475	\$795,717 [Add notes here as needed]
Subtotal	16.00	10.00	16.00					\$1,631,477	
Coaches:									
Math Resource Teacher				Yes	\$	98,292	\$	15,992	\$0 [Add notes here as needed]
Literacy Specialist	2.00		1.00		\$	114,407	\$	19,585	\$133,992 Check with Finance before adding
Instructional Specialist	2.00		2.00	Funded by Title I					Funded by Title I
Subtotal	4.00	0.00	3.00					\$133,992	
Teachers:									
Allied Arts									
Art	6.00		6.00	Yes	\$	98,292	\$	14,362	\$675,924 [Add notes here as needed]
Music	2.00		2.00	Yes	\$	98,292	\$	14,362	\$225,308 [Add notes here as needed]
Physical Education	10.00		10.00	Yes	\$	98,292	\$	14,362	\$1,126,540 [Add notes here as needed]
Technology Ed				Yes	\$	98,292	\$	14,362	\$0 [Add notes here as needed]
Drama	1.00		1.00	Yes	\$	98,292	\$	14,362	\$112,654 [Add notes here as needed]
ITS				Yes	\$	98,292	\$	14,362	\$0 [Add notes here as needed]
Content Literacy				Yes	\$	98,292	\$	14,362	\$0 [Add notes here as needed]
Health	7.00		7.00	Yes	\$	98,292	\$	14,362	\$788,578 [Add notes here as needed]
Dance	3.00		3.00	Yes	\$	98,292	\$	14,362	\$337,962 [Add notes here as needed]
Library/Media Specialist	1.00		1.00	Yes	\$	105,594	\$	14,755	\$120,349 [Add notes here as needed]
Community Schools Manager	1.00		1.00	Grant Funded					[Add notes here as needed]
Subject Teachers (High school only)									
Math Teachers	29.00	see below	29.00	see below	\$	98,292	\$	14,362	\$3,266,966 [Add notes here as needed]
Science Teachers	28.00	see below	28.00	see below	\$	98,292	\$	14,362	\$3,154,312 [Add notes here as needed]
Social Studies Teachers	26.00	see below	26.00	see below	\$	98,292	\$	14,362	\$2,929,004 [Add notes here as needed]
English	30.00	see below	30.00	see below	\$	98,292	\$	14,362	\$3,379,620 [Add notes here as needed]
Foreign Language	17.00	see below	17.00	see below	\$	98,292	\$	14,362	\$1,915,118 [Add notes here as needed]
All HS Subject Teachers	130.00	126.0	130.00	Yes					[Add notes here as needed]
In House Suspension	1.00		1.00	Yes	\$	98,292	\$	14,362	\$112,654 [Add notes here as needed]
Consumer Science	3.00		3.00	Yes	\$	98,292	\$	14,362	\$337,962 [Add notes here as needed]
Business	5.00		5.00	Yes	\$	98,292	\$	14,362	\$563,270 [Add notes here as needed]
Video Production				Yes	\$	98,292	\$	14,362	\$0 [Add notes here as needed]
ROTC	3.00		3.00	Yes	\$	98,292	\$	14,362	\$168,981 [Add notes here as needed]
All General Education Teachers	173.00	126.00	173.00					\$19,215,202	
Special Education Teachers									
Adjustment Teachers	6.00	see below	6.00		\$	98,292	\$	14,362	\$675,924 [Add notes here as needed]
LEAP Teachers	8.00	see below	8.00		\$	98,292	\$	14,362	\$901,232 [Add notes here as needed]
CSA Teachers	3.00	see below	3.00		\$	98,292	\$	14,362	\$337,962 [Add notes here as needed]
Other Special Ed Teachers	19.00	see below	19.00		\$	98,292	\$	14,362	\$2,140,426 [Add notes here as needed]
All Special Education Teachers	36.00	35.0	36.00						
English Language Learners Teachers									
ELL Teachers	21.00		21.00	Yes	\$	98,292	\$	14,362	\$2,365,734 [Add notes here as needed]
All Teachers	230.00	161.00	230.00					\$25,636,480	
Paraprofessionals:									
GenEd Paras									
Preschool Para				Yes	\$	38,999	\$	5,468	\$0 [Add notes here as needed]
Kindergarten Para				Yes	\$	38,999	\$	5,468	\$0 [Add notes here as needed]
Mainstream Paras				Yes	\$	38,999	\$	5,468	\$0 [Add notes here as needed]
All General Education Paras	0.00	0.00	0.00					\$0	
Special Education Paras									
Special Education Classroom Paras	24.00		24.00		\$	38,999	\$	5,593	\$1,070,217 [Add notes here as needed]
504 /ItoI	2.00		2.00	Funded based on need					[Add notes here as needed]
English Language Learners Paras									
ELL Para				Yes	\$	38,999	\$	5,593	\$0 [Add notes here as needed]

Lowell High School	SY24-25 Staff	Required minimum	SY25-26 Budgeted Staff	Check: Sufficient Staff?	Average Salary	Average Benefits	Amount	Notes
All Paraprofessionals	26.00	0.00	26.00				\$1,070,217	
Student Support:								
Guidance Counselor	15.00	15.00	15.00	Yes	\$ 110,333	\$ 16,654	\$1,904,812	[Add notes here as needed]
Social Worker	7.00	4.00	7.00	Yes	\$ 111,195	\$ 16,560	\$894,287	[Add notes here as needed]
Mental Health Support Staff				Yes	\$ 99,164	\$ 16,560	\$0	[Add notes here as needed]
Behavior Support Staff				Yes	\$ 98,292	\$ 14,362	\$0	[Add notes here as needed]
Building Substitute Staff				Yes	\$ 45,000	\$ 7,098	\$0	[Add notes here as needed]
ELL Tutor				Funded by Title III				[Add notes here as needed]
Tutors (including SEL): 15 hrs/week				Funded by Title I				[Add notes here as needed]
Parent Liaisons: 18 hrs/week				Yes	\$ 18,900		\$0	[Add notes here as needed]
Parent Liaison, full time	4.00		4.00	Yes	\$ 37,000	\$ 6,179	\$172,716	[Add notes here as needed]
Subtotal	26.00	15.00	26.00				\$2,971,815	
Facilities								
Lead Security Guard	1.00		1.00		\$ 66,920	\$ 14,361	\$81,281	[Add notes here as needed]
Security Guards	12.00		12.00	Yes	\$ 50,206	\$ 8,329	\$702,425	[Add notes here as needed]
Custodians	17.00	17.00	17.00	Funded Based on Need				[Add notes here as needed]
Subtotal	30.00	17.00	30.00				\$783,706	
High School-Specific Positions								
Associate Head of School	1.00		1.00	Yes	\$ 153,180	\$ 23,267	\$176,447	[Add notes here as needed]
Coordinator of Student Support Services	1.00		1.00	Yes	\$ 149,781	\$ 22,242	\$172,023	[Add notes here as needed]
Discipline & Operations Specialist	1.00		1.00	Yes	\$ 119,455	\$ 18,224	\$137,679	[Add notes here as needed]
Academic Chairs	9.00		9.00	Yes	\$ 137,559	\$ 21,320	\$1,429,915	[Add notes here as needed]
Director of the Freshman Academy	1.00		1.00	Yes	\$ 141,220	\$ 17,535	\$158,755	[Add notes here as needed]
Student Services Specialist - Freshman Academy	7.00		7.00	Yes	\$ 119,651	\$ 16,757	\$954,859	[Add notes here as needed]
Bursar/Financial Specialist	1.00		1.00	Yes	\$ 62,390	\$ 9,069	\$71,459	[Add notes here as needed]
Scheduler/Data Analyst	1.00			Yes	\$ 103,926	\$ 18,432	\$0	[Add notes here as needed]
Clerk Schedulers	5.00		5.00	Yes	\$ 58,863	\$ 7,985	\$334,238	[Add notes here as needed]
Administrator of Athletics	1.00		1.00	Yes	\$ 148,831	\$ 22,176	\$171,007	[Add notes here as needed]
Testing Coordinator	1.00		1.00	Yes	\$ 125,609	\$ 20,817	\$146,426	[Add notes here as needed]
Subtotal	29.00	0.00	28.00				\$3,752,808	
Other Positions								
Other (describe in column J)	n/a			Yes			\$0	[Add notes here as needed]
Other (describe in column J)	n/a			Yes			\$0	[Add notes here as needed]
Subtotal			0.00				\$0	
Total Staffing								
All Staff	361.00		359.00				\$35,980,495	
Stipends								
Website Content Manager Stipends	\$ -			Yes	\$ 2,500		\$0	[Add notes here as needed]
Other Lead Stipend (describe in column J);	\$ -			Yes	\$ -		\$0	[Add notes here as needed]
Other Lead Stipend (describe in column J);	\$ -			Yes	\$ -		\$0	[Add notes here as needed]
Other Lead Stipend (describe in column J);	\$ -			Yes	\$ -		\$0	[Add notes here as needed]
Total Stipends	\$ -						\$0	
Non-Personnel								
Office Supplies	\$ -			Yes				[Add notes here as needed]
General Supplies	\$ 245,285		\$ 245,285	Yes			\$245,285	[Add notes here as needed]
Contracted Services	\$ -			Yes				[Add notes here as needed]
Professional Development	\$ 63,958		\$ 63,958	Yes			\$63,958	[Add notes here as needed]
Hardware (i.e.: Smartboards, etc.)	\$ -			Yes				[Add notes here as needed]
Software (i.e.: ST Math)	\$ -			Yes				[Add notes here as needed]
Field Trips	\$ -			Yes				[Add notes here as needed]
LHS Library	\$ -			Yes				[Add notes here as needed]
Athletics: Coaches	\$ -			Yes				[Add notes here as needed]
Athletics: Contracted Services	\$ 140,675		\$ 140,675	Yes			\$140,675	[Add notes here as needed]
Athletics: Transportation	\$ 128,100		\$ 128,100	Yes			\$128,100	[Add notes here as needed]
Athletics: Supplies & Uniforms	\$ 140,700		\$ 140,700	Yes			\$140,700	[Add notes here as needed]
Athletics: Rental Fees	\$ 50,925		\$ 50,925	Yes			\$50,925	[Add notes here as needed]
Student Activity Stipends	\$ 149,300		\$ 149,300	Yes			\$149,300	[Add notes here as needed]
Student Activity Supplies	\$ 34,000		\$ 34,000	Yes			\$34,000	[Add notes here as needed]
Dual Enrollment	\$ -	Provided outside of SBB	\$ -	Provided outside of SBB			\$0	[Add notes here as needed]
SCORE Peer Mediation	\$ -	Provided outside of SBB	\$ -	Provided outside of SBB			\$0	[Add notes here as needed]
Band camp	\$ -	Provided outside of SBB	\$ -	Provided outside of SBB			\$0	[Add notes here as needed]
Choral Supplies	\$ -	Provided outside of SBB	\$ -	Provided outside of SBB			\$0	[Add notes here as needed]

Lowell High School	SY24-25 Staff	Required minimum	SY25-26 Budgeted Staff	Check: Sufficient Staff?	Average Salary	Average Benefits	Amount	Notes
Jr. Air Force ROTC Supplies & Equip.	\$ 10,000		\$ 10,000	Yes			\$10,000	[Add notes here as needed]
Other (describe in column J)	\$ 125,000			Yes				Was the testing coord. 24/25
Other (describe in column J)	\$ 24,000			Yes				Increase to Assoc. Head of School
Other (describe in column J)	\$ 7,000			Yes				Increase to Fresh. Academy Director
Total Non-Personnel	\$ 1,118,943		\$ 962,943				\$962,943	
Total Budget								\$36,943,438

McAuliffe School

School Year 25-26 Budget

Category	Students	Weight	SY25-26 Amount
<i>FSF Weights</i>	<i>SY24-25 (for reference)</i>	<i>SY25-26</i>	<i>SY25-26</i>
All students	482	507	\$ 6,550 \$ 3,320,850
Economically disadvantaged	144	360	\$ 1,873 \$ 674,280
Homeless	24	61	\$ 1,310 \$ 79,910
Low incoming performance	150	76	\$ 1,310 \$ 99,560
Grades PreK-3	387	409	\$ 1,873 \$ 766,057
ELL below Level 3	113	174	\$ 3,050 \$ 530,700
ELL Level 3 and above	72	30	\$ 1,500 \$ 45,000
SWD substantially separate	1	14	\$23,000 \$ 322,000
SWD inclusion/language	86	77	\$ 6,500 \$ 500,500

FSF Baseline

ELL Baseline	\$ -
SWD Baseline	\$ -
General Ed Baseline	\$ -

Other FSF Policies

Transition amount	\$ (292,181)
Budget Exceptions	\$ -

FSF Total

	\$ 6,046,676
--	--------------

Comparison to previous year budget

Year	SY24-25	SY25-26	Projected Change
Enrollment	482	507	25
FSF Budget	\$ 5,886,721	\$ 6,046,676	\$ 159,955
Sub Total	\$ 5,886,721	\$ 6,046,676	\$ 159,955
Supplements	\$ -	\$ -	\$ -
Total Budget	\$ 5,886,721	\$ 6,046,676	\$ 159,955
\$ per pupil	\$ 12,213	\$ 11,926	\$ (287)

Note: Total budget above is not exhaustive. E.g., excludes psychologists, speech pathologists, occupational therapists, ELL and STEM lead stipends

McAuliffe School	SY24-25 Staff	Required minimum	SY25-26 Budgeted Staff	Check: Sufficient Staff?	Average Salary	Average Benefits	Amount	Notes		
School Year 25-26 Budget			Budget in light yellow cells				\$6,046,676	Total Allocation - All Sources		
			Gray cells are budgeted for you				(\$0)	Amount remaining to budget		
2100 Principal's Office:										
Principal/Coordinator	1.00	1.00	1.00	Yes	\$	145,677	\$	23,024	\$168,701	[Add notes here as needed]
Assistant Principal	1.00		1.00	Yes	\$	139,705	\$	22,368	\$162,073	[Add notes here as needed]
Administrative Assistant	1.00	1.00	1.00	Yes	\$	58,863	\$	13,475	\$72,338	[Add notes here as needed]
Subtotal	3.00	2.00	3.00						\$403,112	
Coaches:										
Math Resource Teacher	1.00	1.00	1.00	Yes	\$	98,292	\$	15,992	\$114,284	[Add notes here as needed]
Literacy Specialist	1.00		1.00							Funded by Title I
Instructional Specialist										Contact Finance before adding
Subtotal	2.00	1.00	2.00						\$114,284	
Teachers:										
Classroom Teachers										
PreSchool Teachers	2.00	2.00	2.00	Yes	\$	98,292	\$	14,362	\$225,308	[Add notes here as needed]
Kindergarten Teachers	4.00	4.00	4.00	Yes	\$	98,292	\$	14,362	\$450,616	[Add notes here as needed]
1st Grade Teachers	4.00	see below	4.00	see below	\$	98,292	\$	14,362	\$450,616	[Add notes here as needed]
2nd Grade Teachers	4.00	see below	4.00	see below	\$	98,292	\$	14,362	\$450,616	[Add notes here as needed]
3rd Grade Teachers	4.00	see below	4.00	see below	\$	98,292	\$	14,362	\$450,616	[Add notes here as needed]
4th Grade Teachers	4.00	see below	4.00	see below	\$	98,292	\$	14,362	\$450,616	[Add notes here as needed]
5th Grade Teachers		see below		see below	\$	98,292	\$	14,362	\$0	[Add notes here as needed]
6th Grade Teachers		see below		see below	\$	98,292	\$	14,362	\$0	[Add notes here as needed]
7th Grade Teachers		see below		see below	\$	98,292	\$	14,362	\$0	[Add notes here as needed]
8th Grade Teachers		see below		see below	\$	98,292	\$	14,362	\$0	[Add notes here as needed]
Loopers	1.00	see below	1.00	see below	\$	98,292	\$	14,362	\$112,654	[Add notes here as needed]
Subtotal: All Grade Teachers	23.00	20.00	23.00	Yes						
Allied Arts										
Art	1.00		1.00	Yes	\$	98,292	\$	14,362	\$112,654	[Add notes here as needed]
Music	1.00		1.00	Yes	\$	98,292	\$	14,362	\$112,654	[Add notes here as needed]
Physical Education	1.00	1.00	1.00	Yes	\$	98,292	\$	14,362	\$112,654	[Add notes here as needed]
Technology Ed				Yes	\$	98,292	\$	14,362	\$0	[Add notes here as needed]
Drama				Yes	\$	98,292	\$	14,362	\$0	[Add notes here as needed]
ITS				Yes	\$	98,292	\$	14,362	\$0	[Add notes here as needed]
Content Literacy	1.00		1.00	Yes	\$	98,292	\$	14,362	\$112,654	[Add notes here as needed]
Health				Yes	\$	98,292	\$	14,362	\$0	[Add notes here as needed]
Dance				Yes	\$	98,292	\$	14,362	\$0	[Add notes here as needed]
Library/Media Specialist				Yes	\$	105,594	\$	14,755	\$0	[Add notes here as needed]
Community School Manager				Yes	\$	98,292	\$	14,362	\$0	[Add notes here as needed]
All General Education Teachers	27.00	27.00	27.00						\$3,041,658	
Special Education Teachers										
Adjustment Teachers		see below			\$	98,292	\$	14,362	\$0	[Add notes here as needed]
LEAP Teachers		see below			\$	98,292	\$	14,362	\$0	[Add notes here as needed]
CSA Teachers		see below			\$	98,292	\$	14,362	\$0	[Add notes here as needed]
Other Special Ed Teachers	7.00	see below	7.00		\$	98,292	\$	14,362	\$788,578	[Add notes here as needed]
All Special Education Teachers	7.00	7.00	7.00							
English Language Learners Teachers										
ELL Teachers	4.00		4.00	Yes	\$	98,292	\$	14,362	\$450,616	[Add notes here as needed]
All Teachers	38.00	34.00	38.00						\$4,280,852	
Paraprofessionals:										
GenEd Paras										
Preschool Para	2.00	2.00	2.00	Yes	\$	38,999	\$	5,468	\$88,935	[Add notes here as needed]
Kindergarten Para	4.00		4.00	Yes	\$	38,999	\$	5,468	\$177,870	[Add notes here as needed]
Mainstream Paras	9.00		9.00	Yes	\$	38,999	\$	5,468	\$400,203	[Add notes here as needed]

McAuliffe School	SY24-25 Staff	Required minimum	SY25-26 Budgeted Staff	Check: Sufficient Staff?	Average Salary	Average Benefits	Amount	Notes
All General Education Paras	15.00	2.00	15.00				\$667,008	
Special Education Paras								
Special Education Classroom Paras	1.00		1.00		\$ 38,999	\$ 5,593	\$44,592	[Add notes here as needed]
504 /1to1	2.00		2.00	Funded based on need				[Add notes here as needed]
English Language Learners Paras								
ELL Para	2.00		2.00	Yes	\$ 38,999	\$ 5,593	\$89,185	[Add notes here as needed]
All Paraprofessionals	20.00	2.00	20.00				\$800,785	
Student Support:								
Guidance Counselor				Yes	\$ 110,333	\$ 16,654	\$0	[Add notes here as needed]
Social Worker	2.00	1.00	2.00	Yes	\$ 111,195	\$ 16,560	\$255,511	[Add notes here as needed]
Mental Health Support Staff				Yes	\$ 99,164	\$ 16,560	\$0	[Add notes here as needed]
Behavior Support Staff				Yes	\$ 98,292	\$ 14,362	\$0	[Add notes here as needed]
Building Substitute Staff				Yes	\$ 45,000	\$ 7,098	\$0	[Add notes here as needed]
ELL Tutor	1.00		1.00	Funded by Title III				[Add notes here as needed]
Tutors (including SEL): 15 hrs/week	3.00		4.00	Funded by Title I				[Add notes here as needed]
School Funded Tutors			3.00	Yes	\$ 30,240		\$90,720	[Add notes here as needed]
Parent Liaison: part time	1.00		1.00	Yes	\$ 18,900		\$18,900	[Add notes here as needed]
Parent Liaison: full time				Yes	\$ 37,000	\$ 6,179	\$0	[Add notes here as needed]
Subtotal	7.00	0.00	11.00				\$365,131	
Facilities								
Security Guards				Yes	\$ 50,206	\$ 8,329	\$0	[Add notes here as needed]
Custodians	3.00	3.00	3.00	Funded based on need				[Add notes here as needed]
Subtotal	3.00	3.00	3.00				\$0	
Other Positions								
Other (describe in column J)	n/a			Yes			\$0	[Add notes here as needed]
Other (describe in column J)	n/a			Yes			\$0	[Add notes here as needed]
Subtotal			0.00				\$0	
Total Staffing								
All Staff	73.00		77.00				\$5,964,163	
Stipends								
Website Content Manager Stipends	\$ 2,500			Yes	\$ 2,500.00		\$0	[Add notes here as needed]
Other Lead Stipend (describe in column J);	\$ -			Yes	\$ 2,000.00		\$0	Spanish and Portuguese Interpreters
Other Lead Stipend (describe in column J);	\$ -			Yes	\$ -		\$0	[Add notes here as needed]
Other Lead Stipend (describe in column J);	\$ -			Yes	\$ -		\$0	[Add notes here as needed]
Total Stipends	\$ 2,500						\$0	
Non-Personnel								
Office Supplies	\$ -			Yes				[Add notes here as needed]
General Supplies	\$ 44,313		\$ 42,513	Yes			\$42,513	[Add notes here as needed]
Contracted Services	\$ 10,000		\$ 10,000	Yes			\$10,000	[Add notes here as needed]
Professional Development	\$ 20,000		\$ 20,000	Yes			\$20,000	[Add notes here as needed]
Hardware (i.e.: Smartboards, etc.)	\$ 10,000		\$ 3,000	Yes			\$3,000	[Add notes here as needed]
Software (i.e.: ST Math)	\$ -		\$ 7,000	Yes			\$7,000	[Add notes here as needed]
Field Trips	\$ -			Yes				[Add notes here as needed]
Other (describe in column J)								[Add notes here as needed]
Other (describe in column J)								[Add notes here as needed]
Other (describe in column J)								[Add notes here as needed]
Total Non-Personnel	\$ 84,313		\$ 82,513				\$82,513	
Total Budget								
							\$6,046,676	

McAvinnue School

School Year 25-26 Budget

Category	Students	Weight	SY25-26 Amount
<i>FSF Weights</i>	<i>SY24-25 (for reference)</i>	<i>SY25-26</i>	<i>SY25-26</i>
All students	439	460	\$ 6,550 \$ 3,013,000
Economically disadvantaged	131	336	\$ 1,873 \$ 629,328
Homeless	19	51	\$ 1,310 \$ 66,810
Low incoming performance	154	83	\$ 1,310 \$ 108,730
Grades PreK-3	355	375	\$ 1,873 \$ 702,375
ELL below Level 3	116	122	\$ 3,050 \$ 372,100
ELL Level 3 and above	62	23	\$ 1,500 \$ 34,500
SWD substantially separate	33	25	\$23,000 \$ 575,000
SWD inclusion/language	65	52	\$ 6,500 \$ 338,000

FSF Baseline

ELL Baseline	\$ -
SWD Baseline	\$ -
General Ed Baseline	\$ -

Other FSF Policies

Transition amount	\$ 44,588
Budget Exceptions	\$ 76,493.00

FSF Total

	\$ 5,960,924
--	--------------

Comparison to previous year budget

Year	SY24-25	SY25-26	Projected Change
Enrollment	439	460	21
FSF Budget	\$ 5,813,316	\$ 5,960,924	\$ 147,608
Sub Total	\$ 5,813,316	\$ 5,960,924	\$ 147,608
Supplements	\$ -	\$ -	\$ -
Total Budget	\$ 5,813,316	\$ 5,960,924	\$ 147,608
\$ per pupil	\$ 13,242	\$ 12,959	\$ (284)

Note: Total budget above is not exhaustive. E.g., excludes psychologists, speech pathologists, occupational therapists, ELL and STEM lead stipends

McAvinnue School		SY24-25 Staff	Required minimum	SY25-26 Budgeted Staff	Check: Sufficient Staff?	Average Salary	Average Benefits	Amount	Notes
School Year 25-26 Budget				Budget in light yellow cells				\$5,960,924	Total Allocation - All Sources
				Gray cells are budgeted for you				(\$0)	Amount remaining to budget
2100 Principal's Office:									
Principal/Coordinator	1.00	1.00	1.00	Yes	\$	145,677	\$	23,024	\$168,701 [Add notes here as needed]
Assistant Principal	1.00		1.00	Yes	\$	139,705	\$	22,368	\$162,073 [Add notes here as needed]
Administrative Assistant	1.00	1.00	1.00	Yes	\$	58,863	\$	13,475	\$72,338 [Add notes here as needed]
Subtotal	3.00	2.00	3.00					\$403,112	
Coaches:									
Math Resource Teacher	1.00	1.00	1.00	Yes	\$	98,292	\$	15,992	\$114,284 [Add notes here as needed]
Literacy Specialist	1.00		1.00						Funded by Title I
Instructional Specialist									Contact Finance before adding
Subtotal	2.00	1.00	2.00					\$114,284	
Teachers:									
Classroom Teachers									
PreSchool Teachers	1.00	1.00	1.00	Yes	\$	98,292	\$	14,362	\$112,654 [Add notes here as needed]
Kindergarten Teachers	4.00	4.00	4.00	Yes	\$	98,292	\$	14,362	\$450,616 [Add notes here as needed]
1st Grade Teachers	4.00	see below	4.00	see below	\$	98,292	\$	14,362	\$450,616 [Add notes here as needed]
2nd Grade Teachers	4.00	see below	4.00	see below	\$	98,292	\$	14,362	\$450,616 [Add notes here as needed]
3rd Grade Teachers	4.00	see below	4.00	see below	\$	98,292	\$	14,362	\$450,616 [Add notes here as needed]
4th Grade Teachers	4.00	see below	4.00	see below	\$	98,292	\$	14,362	\$450,616 [Add notes here as needed]
5th Grade Teachers		see below		see below	\$	98,292	\$	14,362	\$0 [Add notes here as needed]
6th Grade Teachers		see below		see below	\$	98,292	\$	14,362	\$0 [Add notes here as needed]
7th Grade Teachers		see below		see below	\$	98,292	\$	14,362	\$0 [Add notes here as needed]
8th Grade Teachers		see below		see below	\$	98,292	\$	14,362	\$0 [Add notes here as needed]
Loopers		see below		see below	\$	98,292	\$	14,362	\$0 [Add notes here as needed]
Subtotal: All Grade Teachers	21.00	13.00	21.00	Yes					
Allied Arts									
Art	1.00		1.00	Yes	\$	98,292	\$	14,362	\$112,654 [Add notes here as needed]
Music	1.00		1.00	Yes	\$	98,292	\$	14,362	\$112,654 [Add notes here as needed]
Physical Education	1.00	1.00	1.00	Yes	\$	98,292	\$	14,362	\$112,654 [Add notes here as needed]
Technology Ed				Yes	\$	98,292	\$	14,362	\$0 [Add notes here as needed]
Drama				Yes	\$	98,292	\$	14,362	\$0 [Add notes here as needed]
ITS				Yes	\$	98,292	\$	14,362	\$0 [Add notes here as needed]
Content Literacy	1.00		1.00	Yes	\$	98,292	\$	14,362	\$112,654 [Add notes here as needed]
Health				Yes	\$	98,292	\$	14,362	\$0 [Add notes here as needed]
Dance				Yes	\$	98,292	\$	14,362	\$0 [Add notes here as needed]
Library/Media Specialist				Yes	\$	105,594	\$	14,755	\$0 [Add notes here as needed]
Community School Manager				Yes	\$	98,292	\$	14,362	\$0 [Add notes here as needed]
All General Education Teachers	25.00	6.00	25.00					\$2,816,350	
Special Education Teachers									
Adjustment Teachers		see below			\$	98,292	\$	14,362	\$0 [Add notes here as needed]
LEAP Teachers		see below			\$	98,292	\$	14,362	\$0 [Add notes here as needed]
CSA Teachers	3.00	see below	3.00		\$	98,292	\$	14,362	\$337,962 [Add notes here as needed]
Other Special Ed Teachers	4.00	see below	4.00		\$	98,292	\$	14,362	\$450,616 [Add notes here as needed]
All Special Education Teachers	7.00	6.00	7.00						
English Language Learners Teachers									
ELL Teachers	4.00		4.00	Yes	\$	98,292	\$	14,362	\$450,616 [Add notes here as needed]
All Teachers	36.00	12.00	36.00					\$4,055,544	
Paraprofessionals:									
GenEd Paras									
Preschool Para	1.00	1.00	1.00	Yes	\$	38,999	\$	5,468	\$44,467 [Add notes here as needed]
Kindergarten Para	4.00	4.00	4.00	Yes	\$	38,999	\$	5,468	\$177,870 [Add notes here as needed]

McAvinnue School	SY24-25 Staff	Required minimum	SY25-26 Budgeted Staff	Check: Sufficient Staff?	Average Salary	Average Benefits	Amount	Notes
Mainstream Paras	5.00		4.00	Yes	\$ 38,999	\$ 5,468	\$177,868	[Add notes here as needed]
All General Education Paras	10.00	5.00	9.00				\$400,205	
Special Education Paras								
Special Education Classroom Paras	10.00		10.00		\$ 38,999	\$ 5,593	\$445,924	[Add notes here as needed]
504 /1to1				Funded based on need				[Add notes here as needed]
English Language Learners Paras								
ELL Para	1.00		1.00	Yes	\$ 38,999	\$ 5,593	\$44,592	[Add notes here as needed]
All Paraprofessionals	21.00	5.00	20.00				\$890,721	
Student Support:								
Guidance Counselor				Yes	\$ 110,333	\$ 16,654	\$0	[Add notes here as needed]
Social Worker	1.00	1.00	1.00	Yes	\$ 111,195	\$ 16,560	\$127,755	[Add notes here as needed]
Mental Health Support Staff	1.00		1.00	Yes	\$ 99,164	\$ 16,560	\$115,724	[Add notes here as needed]
Behavior Support Staff				Yes	\$ 98,292	\$ 14,362	\$0	[Add notes here as needed]
Building Substitute Staff				Yes	\$ 45,000	\$ 7,098	\$0	[Add notes here as needed]
ELL Tutor	1.00		1.00	Funded by Title III				[Add notes here as needed]
Tutors (including SEL): 15 hrs/week	3.00		4.00	Funded by Title I				[Add notes here as needed]
Locally Funded Tutors	5.00		3.00	Yes	\$ 30,240		\$90,720	[Add notes here as needed]
Parent Liaison: part time				Yes	\$ 18,900		\$0	[Add notes here as needed]
Parent Liaison: full time	1.00		1.00	Yes	\$ 37,000	\$ 6,179	\$43,179	[Add notes here as needed]
Subtotal	12.00	0.00	11.00				\$377,378	
Facilities								
Security Guards				Yes	\$ 50,206	\$ 8,329	\$0	[Add notes here as needed]
Custodians	3.00	3.00	3.00	Funded based on need				[Add notes here as needed]
Subtotal	3.00	3.00	3.00				\$0	
Other Positions								
Other (describe in column J)	n/a			Yes			\$0	[Add notes here as needed]
Other (describe in column J)	n/a			Yes			\$0	[Add notes here as needed]
Subtotal			0.00				\$0	
Total Staffing								
All Staff	77.00		75.00				\$5,841,039	
Stipends								
Website Content Manager Stipends	\$ -			Yes	\$ 2,500.00		\$0	[Add notes here as needed]
Other Lead Stipend (describe in column J);	\$ -			Yes	\$ -		\$0	[Add notes here as needed]
Other Lead Stipend (describe in column J);	\$ -			Yes	\$ -		\$0	[Add notes here as needed]
Other Lead Stipend (describe in column J);	\$ -			Yes	\$ -		\$0	[Add notes here as needed]
Total Stipends	\$ -						\$0	
Non-Personnel								
Office Supplies	\$ -			Yes				[Add notes here as needed]
General Supplies	\$ 57,941		\$ 79,885	Yes			\$79,885	[Add notes here as needed]
Contracted Services	\$ 5,000		\$ 10,000	Yes			\$10,000	[Add notes here as needed]
Professional Development	\$ 26,704		\$ 30,000	Yes			\$30,000	[Add notes here as needed]
Hardware (i.e.: Smartboards, etc.)	\$ -			Yes				[Add notes here as needed]
Software (i.e.: ST Math)	\$ -			Yes				[Add notes here as needed]
Field Trips	\$ -			Yes				[Add notes here as needed]
Other (describe in column J)								[Add notes here as needed]
Other (describe in column J)								[Add notes here as needed]
Other (describe in column J)								[Add notes here as needed]
Total Non-Personnel	\$ 89,645		\$ 119,885				\$119,885	
Total Budget								
							\$5,960,924	

Moody School

School Year 25-26 Budget

Category		Students	Weight	SY25-26 Amount
<i>FSF Weights</i>	<i>SY24-25 (for reference)</i>	<i>SY25-26</i>	<i>SY25-26</i>	
All students	251	253	\$ 6,550	\$ 1,657,150
Economically disadvantaged	75	180	\$ 1,873	\$ 337,140
Homeless	14	39	\$ 1,310	\$ 51,090
Low incoming performance	185	52	\$ 1,310	\$ 68,120
Grades PreK-3	203	207	\$ 1,873	\$ 387,711
ELL below Level 3	105	124	\$ 3,050	\$ 378,200
ELL Level 3 and above	47	27	\$ 1,500	\$ 40,500
SWD substantially separate	12	11	\$23,000	\$ 253,000
SWD inclusion/language	33	33	\$ 6,500	\$ 214,500

FSF Baseline

ELL Baseline	\$ -
SWD Baseline	\$ -
General Ed Baseline	\$ -

Other FSF Policies

Transition amount	\$ 192,585
Budget Exceptions	\$ -

FSF Total

	\$ 3,579,996
--	--------------

Comparison to previous year budget

Year	SY24-25	SY25-26	Projected Change
Enrollment	251	253	2
FSF Budget	\$ 3,563,757	\$ 3,579,996	\$ 16,239
Sub Total	\$ 3,563,757	\$ 3,579,996	\$ 16,239
Supplements	\$ -	\$ -	\$ -
Total Budget	\$ 3,563,757	\$ 3,579,996	\$ 16,239
\$ per pupil	\$ 14,198	\$ 14,150	\$ (48)

Note: Total budget above is not exhaustive. E.g., excludes psychologists, speech pathologists, occupational therapists, ELL and STEM lead stipends

Moody School		SY24-25 Staff	Required minimum	SY25-26 Budgeted Staff	Check: Sufficient Staff?	Average Salary	Average Benefits	Amount	Notes
School Year 25-26 Budget				Budget in light yellow cells				\$3,579,996	Total Allocation - All Sources
				Gray cells are budgeted for you				\$0	Amount remaining to budget
2100 Principal's Office:									
Principal/Coordinator	1.00	1.00	1.00	Yes	\$	145,677	\$	23,024	\$168,701 [Add notes here as needed]
Assistant Principal				Yes	\$	139,705	\$	22,368	\$0 [Add notes here as needed]
Administrative Assistant	1.00	1.00	1.00	Yes	\$	58,863	\$	13,475	\$72,338 [Add notes here as needed]
Subtotal	2.00	2.00	2.00						\$241,039
Coaches:									
Math Resource Teacher	1.00	0.50	1.00	Yes	\$	98,292	\$	15,992	\$114,284 [Add notes here as needed]
Literacy Specialist	1.00		1.00						Funded by Title I
Instructional Specialist									Contact Finance before adding
Subtotal	2.00	0.50	2.00						\$114,284
Teachers:									
Classroom Teachers									
PreSchool Teachers	1.00	1.00	1.00	Yes	\$	98,292	\$	14,362	\$112,654 [Add notes here as needed]
Kindergarten Teachers	2.00	2.00	2.00	Yes	\$	98,292	\$	14,362	\$225,308 [Add notes here as needed]
1st Grade Teachers	2.00	see below	2.00	see below	\$	98,292	\$	14,362	\$225,308 [Add notes here as needed]
2nd Grade Teachers	2.00	see below	2.00	see below	\$	98,292	\$	14,362	\$225,308 [Add notes here as needed]
3rd Grade Teachers	2.00	see below	2.00	see below	\$	98,292	\$	14,362	\$225,308 [Add notes here as needed]
4th Grade Teachers	2.00	see below	2.00	see below	\$	98,292	\$	14,362	\$225,308 [Add notes here as needed]
5th Grade Teachers		see below		see below	\$	98,292	\$	14,362	\$0 [Add notes here as needed]
6th Grade Teachers		see below		see below	\$	98,292	\$	14,362	\$0 [Add notes here as needed]
7th Grade Teachers		see below		see below	\$	98,292	\$	14,362	\$0 [Add notes here as needed]
8th Grade Teachers		see below		see below	\$	98,292	\$	14,362	\$0 [Add notes here as needed]
Loopers		see below		see below	\$	98,292	\$	14,362	\$0 [Add notes here as needed]
Subtotal: All Grade Teachers	11.00	7.00	11.00	Yes					
Allied Arts									
Art	1.00		0.85	Yes	\$	98,292	\$	14,362	\$95,756 [Add notes here as needed]
Music	1.00		0.80	Yes	\$	98,292	\$	14,362	\$90,123 [Add notes here as needed]
Physical Education	1.00	1.00	1.00	Yes	\$	98,292	\$	14,362	\$112,654 [Add notes here as needed]
Technology Ed				Yes	\$	98,292	\$	14,362	\$0 [Add notes here as needed]
Drama				Yes	\$	98,292	\$	14,362	\$0 [Add notes here as needed]
ITS				Yes	\$	98,292	\$	14,362	\$0 [Add notes here as needed]
Content Literacy	1.00		1.00	Yes	\$	98,292	\$	14,362	\$112,654 [Add notes here as needed]
Health				Yes	\$	98,292	\$	14,362	\$0 [Add notes here as needed]
Dance				Yes	\$	98,292	\$	14,362	\$0 [Add notes here as needed]
Library/Media Specialist	1.00			Yes	\$	105,594	\$	14,755	\$0 sh to add this based on cost - will
Community School Manager				Yes	\$	98,292	\$	14,362	\$0 [Add notes here as needed]
All General Education Teachers	16.00	4.00	14.65						\$1,650,381
Special Education Teachers									
Adjustment Teachers		see below			\$	98,292	\$	14,362	\$0 [Add notes here as needed]
LEAP Teachers		see below			\$	98,292	\$	14,362	\$0 [Add notes here as needed]
CSA Teachers	1.00	see below	1.00		\$	98,292	\$	14,362	\$112,654 [Add notes here as needed]
Other Special Ed Teachers	2.00	see below	2.00		\$	98,292	\$	14,362	\$225,308 [Add notes here as needed]
All Special Education Teachers	3.00	3.00	3.00						
English Language Learners Teachers									
ELL Teachers	4.00	4.00	5.00	Yes	\$	98,292	\$	14,362	\$563,270 [Add notes here as needed]
All Teachers	23.00	11.00	22.65						\$2,551,613
Paraprofessionals:									
GenEd Paras									
Preschool Para	1.00	1.00	1.00	Yes	\$	38,999	\$	5,468	\$44,467 [Add notes here as needed]

Moody School		SY24-25 Staff	Required minimum	SY25-26 Budgeted Staff	Check: Sufficient Staff?	Average Salary	Average Benefits	Amount	Notes
School Year 25-26 Budget				Budget in light yellow cells				\$3,579,996	Total Allocation - All Sources
				Gray cells are budgeted for you				\$0	Amount remaining to budget
Kindergarten Para	2.00	2.00	2.00	Yes	\$	38,999	\$	5,468	\$88,935 [Add notes here as needed]
Mainstream Paras	3.00		3.00	Yes	\$	38,999	\$	5,468	\$133,401 [Add notes here as needed]
All General Education Paras	6.00	3.0	6.00					\$266,803	
Special Education Paras									
Special Education Classroom Paras	3.00		3.00		\$	38,999	\$	5,593	\$133,777 [Add notes here as needed]
504 /ItoI				Funded based on need					[Add notes here as needed]
English Language Learners Paras									
ELL Para				Yes	\$	38,999	\$	5,593	\$0 [Add notes here as needed]
All Paraprofessionals	9.00	3.00	9.00					\$400,580	
Student Support:									
Guidance Counselor				Yes	\$	110,333	\$	16,654	\$0 [Add notes here as needed]
Social Worker	1.00	0.50	1.00	Yes	\$	111,195	\$	16,560	\$127,755 Consider this with SSC and Jeff (Wash
Mental Health Support Staff				Yes	\$	99,164	\$	16,560	\$0 [Add notes here as needed]
Behavior Support Staff				Yes	\$	98,292	\$	14,362	\$0 [Add notes here as needed]
Building Substitute Staff	2.00		1.00	Yes	\$	45,000	\$	7,098	\$52,098 [Add notes here as needed]
ELL Tutor			1.00	Funded by Title III					[Add notes here as needed]
Tutors (including SEL): 15 hrs/week			3.00	Funded by Title I					[Add notes here as needed]
School Funded Tutors				Yes	\$	30,240		\$0	[Add notes here as needed]
Parent Liaison: part time				Yes	\$	18,900		\$0	[Add notes here as needed]
Parent Liaison: full time	1.00		1.00	Yes	\$	37,000	\$	6,179	\$43,179 [Add notes here as needed]
Subtotal	4.00	0.00	7.00					\$223,032	
Facilities									
Security Guards				Yes	\$	50,206	\$	8,329	\$0 [Add notes here as needed]
Custodians	2.00	2.00	2.00	Funded based on need					[Add notes here as needed]
Subtotal	2.00	2.00	2.00					\$0	
Other Positions									
Other (describe in column J)	n/a			Yes				\$0	[Add notes here as needed]
Other (describe in column J)	n/a			Yes				\$0	[Add notes here as needed]
Subtotal			0.00					\$0	
Total Staffing									
All Staff	42.00		44.65					\$3,530,549	
Stipends									
Website Content Manager Stipends	\$ -		1.00	Yes	\$	2,500		\$2,500	[Add notes here as needed]
Other Lead Stipend (describe in column J);	\$ -			Yes		\$0		\$0	[Add notes here as needed]
Other Lead Stipend (describe in column J);	\$ -			Yes		\$0		\$0	[Add notes here as needed]
Other Lead Stipend (describe in column J);	\$ -			Yes		\$0		\$0	[Add notes here as needed]
Total Stipends	\$ -							\$2,500	
Non-Personnel									
Office Supplies	\$ -			Yes					[Add notes here as needed]
General Supplies	\$ 12,922		\$ 23,447	Yes				\$23,447	[Add notes here as needed]
Contracted Services	\$ 10,500			Yes					[Add notes here as needed]
Professional Development	\$ 10,700		\$ 20,000	Yes				\$20,000	[Add notes here as needed]
Hardware (i.e.: Smartboards, etc.)	\$ -			Yes					[Add notes here as needed]
Software (i.e.: ST Math)	\$ -		\$ 3,500	Yes				\$3,500	[Add notes here as needed]
Field Trips	\$ -			Yes					[Add notes here as needed]
Other (describe in column J)				Yes					[Add notes here as needed]
Other (describe in column J)				Yes					[Add notes here as needed]
Other (describe in column J)				Yes					[Add notes here as needed]

Moody School		SY24-25 Staff	Required minimum	SY25-26 Budgeted Staff	Check: Sufficient Staff?	Average Salary	Average Benefits	Amount	Notes
School Year 25-26 Budget				Budget in light yellow cells				\$3,579,996	Total Allocation - All Sources
				Gray cells are budgeted for you				\$0	Amount remaining to budget
Total Non-Personnel		\$	34,122	\$	46,947			\$46,947	
Total Budget									
									\$3,579,996

Morey School

School Year 25-26 Budget

Category	Students	Weight	SY25-26 Amount
<i>FSF Weights</i>	<i>SY24-25 (for reference)</i>	<i>SY25-26</i>	<i>SY25-26</i>
All students	492	503	\$ 6,550 \$ 3,294,650
Economically disadvantaged	115	332	\$ 1,873 \$ 621,836
Homeless	17	58	\$ 1,310 \$ 75,980
Low incoming performance	124	46	\$ 1,310 \$ 60,260
Grades PreK-3	408	412	\$ 1,873 \$ 771,676
ELL below Level 3	87	142	\$ 3,050 \$ 433,100
ELL Level 3 and above	83	33	\$ 1,500 \$ 49,500
SWD substantially separate	20	15	\$ 23,000 \$ 345,000
SWD inclusion/language	85	86	\$ 6,500 \$ 559,000

FSF Baseline

ELL Baseline	\$ -
SWD Baseline	\$ -
General Ed Baseline	\$ -

Other FSF Policies

Transition amount	\$ (123,792)
Budget Exceptions	\$ -

FSF Total

	\$ 6,087,210
--	--------------

Comparison to previous year budget

Year	SY24-25	SY25-26	Projected Change
Enrollment	492	503	11
FSF Budget	\$ 5,919,739	\$ 6,087,210	\$ 167,471
Sub Total	\$ 5,919,739	\$ 6,087,210	\$ 167,471
Supplements	\$ -	\$ -	\$ -
Total Budget	\$ 5,919,739	\$ 6,087,210	\$ 167,471
\$ per pupil	\$ 12,032	\$ 12,102	\$ 70

Note: Total budget above is not exhaustive. E.g., excludes psychologists, speech pathologists, occupational therapists, ELL and STEM lead stipends

Morey School		SY24-25 Staff	Required minimum	SY25-26 Budgeted Staff	Check: Sufficient Staff?	Average Salary	Average Benefits	Amount	Notes	
School Year 25-26 Budget				Budget in light yellow cells				\$6,087,210	Total Allocation - All Sources	
				Gray cells are budgeted for you				\$0	Amount remaining to budget	
2100 Principal's Office:										
Principal/Coordinator	1.00	1.00	1.00	Yes	\$	145,677	\$	23,024	\$168,701	[Add notes here as needed]
Assistant Principal	1.00		1.00	Yes	\$	139,705	\$	22,368	\$162,073	[Add notes here as needed]
Administrative Assistant	1.00	1.00	1.00	Yes	\$	58,863	\$	13,475	\$72,338	[Add notes here as needed]
Subtotal	3.00	2.00	3.00						\$403,112	
Coaches:										
Math Resource Teacher	1.00	1.00	1.00	Yes	\$	98,292	\$	15,992	\$114,284	[Add notes here as needed]
Literacy Specialist	1.00		1.00							Funded by Title I
Instructional Specialist										Contact Finance before adding
Subtotal	2.00	1.00	2.00						\$114,284	
Teachers:										
Classroom Teachers										
PreSchool Teachers	2.00	2.00	2.00	Yes	\$	98,292	\$	14,362	\$225,308	[Add notes here as needed]
Kindergarten Teachers	4.00	4.00	4.00	Yes	\$	98,292	\$	14,362	\$450,616	[Add notes here as needed]
1st Grade Teachers	4.00	see below	4.00	see below	\$	98,292	\$	14,362	\$450,616	[Add notes here as needed]
2nd Grade Teachers	4.00	see below	4.00	see below	\$	98,292	\$	14,362	\$450,616	[Add notes here as needed]
3rd Grade Teachers	4.00	see below	4.00	see below	\$	98,292	\$	14,362	\$450,616	[Add notes here as needed]
4th Grade Teachers	4.00	see below	4.00	see below	\$	98,292	\$	14,362	\$450,616	[Add notes here as needed]
5th Grade Teachers		see below		see below	\$	98,292	\$	14,362	\$0	[Add notes here as needed]
6th Grade Teachers		see below		see below	\$	98,292	\$	14,362	\$0	[Add notes here as needed]
7th Grade Teachers		see below		see below	\$	98,292	\$	14,362	\$0	[Add notes here as needed]
8th Grade Teachers		see below		see below	\$	98,292	\$	14,362	\$0	[Add notes here as needed]
Loopers		see below		see below	\$	98,292	\$	14,362	\$0	[Add notes here as needed]
Subtotal: All Grade Teachers	22.00	14.00	22.00	Yes						
Allied Arts										
Art	1.00		1.00	Yes	\$	98,292	\$	14,362	\$112,654	[Add notes here as needed]
Music	1.00		1.00	Yes	\$	98,292	\$	14,362	\$112,654	[Add notes here as needed]
Physical Education	1.00	1.00	1.00	Yes	\$	98,292	\$	14,362	\$112,654	[Add notes here as needed]
Technology Ed				Yes	\$	98,292	\$	14,362	\$0	[Add notes here as needed]
Drama				Yes	\$	98,292	\$	14,362	\$0	[Add notes here as needed]
ITS				Yes	\$	98,292	\$	14,362	\$0	[Add notes here as needed]
Content Literacy	2.00		2.00	Yes	\$	98,292	\$	14,362	\$225,308	[Add notes here as needed]
Health				Yes	\$	98,292	\$	14,362	\$0	[Add notes here as needed]
Dance				Yes	\$	98,292	\$	14,362	\$0	[Add notes here as needed]
Library/Media Specialist				Yes	\$	105,594	\$	14,755	\$0	[Add notes here as needed]
Community School Manager				Yes	\$	98,292	\$	14,362	\$0	[Add notes here as needed]
All General Education Teachers	27.00	7.00	27.00						\$3,041,658	
Special Education Teachers										
Adjustment Teachers		see below			\$	98,292	\$	14,362	\$0	[Add notes here as needed]
LEAP Teachers		see below			\$	98,292	\$	14,362	\$0	[Add notes here as needed]
CSA Teachers	2.00	see below	2.00		\$	98,292	\$	14,362	\$225,308	[Add notes here as needed]
Other Special Ed Teachers	5.00	see below	5.00		\$	98,292	\$	14,362	\$563,270	[Add notes here as needed]
All Special Education Teachers	7.00	7.00	7.00							
English Language Learners Teachers										
ELL Teachers	4.00	4.00	4.00	Yes	\$	98,292	\$	14,362	\$450,616	[Add notes here as needed]
All Teachers	38.00	18.00	38.00						\$4,280,852	
Paraprofessionals:										
GenEd Paras										
Preschool Para	2.00	2.00	2.00	Yes	\$	38,999	\$	5,468	\$88,935	[Add notes here as needed]
Kindergarten Para	4.00	4.00	4.00	Yes	\$	38,999	\$	5,468	\$177,870	[Add notes here as needed]
Mainstream Paras	8.00		8.00	Yes	\$	38,999	\$	5,468	\$355,736	[Add notes here as needed]
All General Education Paras	14.00	6.00	14.00						\$622,541	

Morey School	SY24-25 Staff	Required minimum	SY25-26 Budgeted Staff	Check: Sufficient Staff?	Average Salary	Average Benefits	Amount	Notes
Special Education Paras								
Special Education Classroom Paras	6.00		6.00		\$ 38,999	\$ 5,593	\$267,554	[Add notes here as needed]
504 /1to1	1.00		1.00	Funded based on need				[Add notes here as needed]
English Language Learners Paras								
ELL Para	1.00			Yes	\$ 38,999	\$ 5,593	\$0	[Add notes here as needed]
All Paraprofessionals	22.00	6.00	21.00				\$890,095	
Student Support:								
Guidance Counselor				Yes	\$ 110,333	\$ 16,654	\$0	[Add notes here as needed]
Social Worker	1.00	1.00	1.00	Yes	\$ 111,195	\$ 16,560	\$127,755	[Add notes here as needed]
Mental Health Support Staff				Yes	\$ 99,164	\$ 16,560	\$0	[Add notes here as needed]
Behavior Support Staff				Yes	\$ 98,292	\$ 14,362	\$0	[Add notes here as needed]
Building Substitute Staff				Yes	\$ 45,000	\$ 7,098	\$0	[Add notes here as needed]
ELL Tutor	1.00		1.00	Funded by Title III				[Add notes here as needed]
Tutors (including SEL): 15 hrs/week	1.00		4.00	Funded by Title I				[Add notes here as needed]
School Funded Tutor	1.00		1.00	Yes	\$ 30,240		\$30,240	18 hours/week
Parent Liaison: part time				Yes	\$ 18,900		\$0	[Add notes here as needed]
Parent Liaison: full time				Yes	\$ 37,000	\$ 6,179	\$0	[Add notes here as needed]
Subtotal	4.00	0.00	7.00				\$157,995	
Facilities								
Security Guards				Yes	\$ 50,206	\$ 8,329	\$0	[Add notes here as needed]
Custodians	3.00	3.00	3.00	Funded based on need				[Add notes here as needed]
Subtotal	3.00	3.00	3.00				\$0	
Other Positions								
Other (describe in column J)	2.00		2.00	Yes	\$ 98,292	\$ 14,362	\$196,584	Interventionists
Other (describe in column J)	n/a			Yes			\$0	[Add notes here as needed]
Subtotal			2.00				\$196,584	
Total Staffing								
All Staff	72.00		76.00				\$6,042,922	
Stipends								
Website Content Manager Stipends	\$ 2,500			Yes	\$ 2,500		\$0	[Add notes here as needed]
Translation Stipend	\$ -		2.00	Yes	\$ 2,000.00		\$4,000	[Add notes here as needed]
Parent Liaison Stipend	\$ -			Yes	\$ 4,500.00		\$0	[Add notes here as needed]
Other Lead Stipend (describe in column J);	\$ -			Yes	\$ -		\$0	[Add notes here as needed]
Total Stipends	\$ 2,500		2.00				\$4,000	
Non-Personnel								
Office Supplies	\$ -			Yes				[Add notes here as needed]
General Supplies	\$ 46,437		\$ 25,288	Yes			\$25,288	[Add notes here as needed]
Contracted Services	\$ -			Yes				[Add notes here as needed]
Professional Development	\$ 20,000		\$ 15,000	Yes			\$15,000	[Add notes here as needed]
Hardware (i.e.: Smartboards, etc.)	\$ -			Yes				[Add notes here as needed]
Software (i.e.: ST Math)	\$ -			Yes				[Add notes here as needed]
Field Trips	\$ -			Yes				[Add notes here as needed]
Other (describe in column J)				Yes				[Add notes here as needed]
Other (describe in column J)				Yes				[Add notes here as needed]
Other (describe in column J)				Yes				[Add notes here as needed]
Total Non-Personnel	\$ 66,437		\$ 40,288				\$40,288	
Total Budget								
							\$6,087,210	

Murkland School

School Year 25-26 Budget

Category	Students	Weight	SY25-26 Amount	
<i>FSF Weights</i>	<i>SY24-25 (for reference)</i>	<i>SY25-26</i>	<i>SY25-26</i>	
All students	444	454	\$ 6,550	\$ 2,973,700
Economically disadvantaged	139	322	\$ 1,873	\$ 603,106
Homeless	29	80	\$ 1,310	\$ 104,800
Low incoming performance	131	67	\$ 1,310	\$ 87,770
Grades PreK-3	368	368	\$ 1,873	\$ 689,264
ELL below Level 3	118	159	\$ 3,050	\$ 484,950
ELL Level 3 and above	59	21	\$ 1,500	\$ 31,500
SWD substantially separate	14	20	\$23,000	\$ 460,000
SWD inclusion/language	80	65	\$ 6,500	\$ 422,500

FSF Baseline

ELL Baseline	\$ -
SWD Baseline	\$ -
General Ed Baseline	\$ -

Other FSF Policies

Transition amount	\$ (131,077)
Budget Exceptions	\$ -

FSF Total

	\$ 5,726,513
--	--------------

Comparison to previous year budget

Year	SY24-25	SY25-26	Projected Change
Enrollment	444	454	10
FSF Budget	\$ 5,636,516	\$ 5,726,513	\$ 89,997
Sub Total	\$ 5,636,516	\$ 5,726,513	\$ 89,997
Supplements	\$ -	\$ -	\$ -
Total Budget	\$ 5,636,516	\$ 5,726,513	\$ 89,997
\$ per pupil	\$ 12,695	\$ 12,613	\$ (81)

Note: Total budget above is not exhaustive. E.g., excludes psychologists, speech pathologists, occupational therapists, ELL and STEM lead stipends

Murkland School	SY24-25 Staff	Required minimum	SY25-26 Budgeted Staff	Check: Sufficient Staff?	Average Salary	Average Benefits	Amount	Notes		
School Year 25-26 Budget			Budget in light yellow cells				\$5,726,513	Total Allocation - All Sources		
			Gray cells are budgeted for you				\$0	Amount remaining to budget		
2100 Principal's Office:										
Principal/Coordinator	1.00	1.00	1.00	Yes	\$	145,677	\$	23,024	\$168,701	[Add notes here as needed]
Assistant Principal	1.00	1.00	1.00	Yes	\$	139,705	\$	22,368	\$162,073	[Add notes here as needed]
Administrative Assistant	1.00	1.00	1.00	Yes	\$	58,863	\$	13,475	\$72,338	[Add notes here as needed]
Subtotal	3.00	3.00	3.00						\$403,112	
Coaches:										
Math Resource Teacher	1.00	1.00	1.00	Yes	\$	98,292	\$	15,992	\$114,284	[Add notes here as needed]
Literacy Specialist	1.00		1.00							Funded by Title I
Instructional Specialist										Contact Finance before adding
Subtotal	2.00	1.00	2.00						\$114,284	
Teachers:										
Classroom Teachers										
PreSchool Teachers	2.00	2.00	2.00	Yes	\$	98,292	\$	14,362	\$225,308	[Add notes here as needed]
Kindergarten Teachers	4.00	4.00	4.00	Yes	\$	98,292	\$	14,362	\$450,616	[Add notes here as needed]
1st Grade Teachers	4.00	see below	4.00	see below	\$	98,292	\$	14,362	\$450,616	[Add notes here as needed]
2nd Grade Teachers	4.00	see below	4.00	see below	\$	98,292	\$	14,362	\$450,616	[Add notes here as needed]
3rd Grade Teachers	4.00	see below	4.00	see below	\$	98,292	\$	14,362	\$450,616	[Add notes here as needed]
4th Grade Teachers	4.00	see below	4.00	see below	\$	98,292	\$	14,362	\$450,616	[Add notes here as needed]
5th Grade Teachers		see below		see below	\$	98,292	\$	14,362	\$0	[Add notes here as needed]
6th Grade Teachers		see below		see below	\$	98,292	\$	14,362	\$0	[Add notes here as needed]
7th Grade Teachers		see below		see below	\$	98,292	\$	14,362	\$0	[Add notes here as needed]
8th Grade Teachers		see below		see below	\$	98,292	\$	14,362	\$0	[Add notes here as needed]
Loopers		see below		see below	\$	98,292	\$	14,362	\$0	[Add notes here as needed]
Subtotal: All Grade Teachers	22.00	13.00	22.00	Yes						
Allied Arts										
Art	1.00		1.00	Yes	\$	98,292	\$	14,362	\$112,654	[Add notes here as needed]
Music	1.00		1.00	Yes	\$	98,292	\$	14,362	\$112,654	[Add notes here as needed]
Physical Education	1.00	1.00	1.00	Yes	\$	98,292	\$	14,362	\$112,654	[Add notes here as needed]
Technology Ed				Yes	\$	98,292	\$	14,362	\$0	[Add notes here as needed]
Drama				Yes	\$	98,292	\$	14,362	\$0	[Add notes here as needed]
ITS				Yes	\$	98,292	\$	14,362	\$0	[Add notes here as needed]
Content Literacy	1.00		1.00	Yes	\$	98,292	\$	14,362	\$112,654	[Add notes here as needed]
Health				Yes	\$	98,292	\$	14,362	\$0	[Add notes here as needed]
Dance				Yes	\$	98,292	\$	14,362	\$0	[Add notes here as needed]
Library/Media Specialist				Yes	\$	105,594	\$	14,755	\$0	[Add notes here as needed]
Community School Manager				Yes	\$	98,292	\$	14,362	\$0	[Add notes here as needed]
All General Education Teachers	26.00	7.00	26.00						\$2,929,004	
Special Education Teachers										
Adjustment Teachers	2.00	see below	2.00		\$	98,292	\$	14,362	\$225,308	[Add notes here as needed]
LEAP Teachers		see below			\$	98,292	\$	14,362	\$0	[Add notes here as needed]
CSA Teachers		see below			\$	98,292	\$	14,362	\$0	[Add notes here as needed]
Other Special Ed Teachers	5.00	see below	5.00		\$	98,292	\$	14,362	\$563,270	[Add notes here as needed]
All Special Education Teachers	7.00	7.00	7.00							
English Language Learners Teachers										
ELL Teachers	4.00	4.00	4.00	Yes	\$	98,292	\$	14,362	\$450,616	[Add notes here as needed]
All Teachers	37.00	18.00	37.00						\$4,168,198	
Paraprofessionals:										
GenEd Paras										
Preschool Para	2.00	2.00	2.00	Yes	\$	38,999	\$	5,468	\$88,935	[Add notes here as needed]
Kindergarten Para	4.00	4.00	4.00	Yes	\$	38,999	\$	5,468	\$177,870	[Add notes here as needed]
Mainstream Paras	7.00		6.00	Yes	\$	38,999	\$	5,468	\$266,802	[Add notes here as needed]
All General Education Paras	13.00	6.00	12.00						\$533,607	

Special Education Paras									
Special Education Classroom Paras	2.00		2.00			\$	38,999	\$	5,593 \$89,185 [Add notes here as needed]
504 /1to1	1.00		2.00				Funded based on need		[Add notes here as needed]
English Language Learners Paras									
ELL Para	1.00		1.00		Yes	\$	38,999	\$	5,593 \$44,592 [Add notes here as needed]
All Paraprofessionals	17.00	6.00	17.00						\$667,384
Student Support:									
Guidance Counselor					Yes	\$	110,333	\$	16,654 \$0 [Add notes here as needed]
Social Worker	1.00	1.00	1.00		Yes	\$	111,195	\$	16,560 \$127,755 [Add notes here as needed]
Mental Health Support Staff					Yes	\$	99,164	\$	16,560 \$0 [Add notes here as needed]
Behavior Support Staff					Yes	\$	98,292	\$	14,362 \$0 [Add notes here as needed]
Building Substitute Staff					Yes	\$	45,000	\$	7,098 \$0 [Add notes here as needed]
ELL Tutor			1.00		Funded by Title III				[Add notes here as needed]
Tutors (including SEL): 15 hrs/week	8.00		4.00		Funded by Title I				[Add notes here as needed]
School Funded Tutors	5.00		4.00			\$	30,200		\$120,800 [Add notes here as needed]
Parent Liaison: part time			1.00		Yes	\$	18,900		\$18,900 [Add notes here as needed]
Parent Liaison: full time					Yes	\$	37,000	\$	6,179 \$0 [Add notes here as needed]
Subtotal	14.00	0.00	11.00						\$267,455
Facilities									
Security Guards					Yes	\$	50,206	\$	8,329 \$0 [Add notes here as needed]
Custodians	3.00	3.00	3.00		Funded based on need				[Add notes here as needed]
Subtotal	3.00	3.00	3.00						\$0
Other Positions									
Other (describe in column J)	n/a				Yes				\$0 [Add notes here as needed]
Other (describe in column J)	n/a				Yes				\$0 [Add notes here as needed]
Subtotal			0.00						\$0
Total Staffing									
All Staff	76.00		73.00						\$5,620,433
Stipends									
Website Content Manager Stipends	\$ 2,500		1.00		Yes	\$	2,500		\$2,500 [Add notes here as needed]
Other Lead Stipend (describe in column J);	\$ -				Yes	\$	-		\$0 [Add notes here as needed]
Other Lead Stipend (describe in column J);	\$ -				Yes	\$	-		\$0 [Add notes here as needed]
Other Lead Stipend (describe in column J);	\$ -				Yes	\$	-		\$0 [Add notes here as needed]
Total Stipends	\$ 2,500								\$2,500
Non-Personnel									
Office Supplies	\$ -				Yes				[Add notes here as needed]
General Supplies	\$ 44,580		\$ 44,580		Yes				\$44,580 [Add notes here as needed]
Contracted Services	\$ 15,000		\$ 9,000		Yes				\$9,000 [Add notes here as needed]
Professional Development	\$ 50,000		\$ 50,000		Yes				\$50,000 [Add notes here as needed]
Hardware (i.e.: Smartboards, etc.)	\$ -				Yes				[Add notes here as needed]
Software (i.e.: ST Math)	\$ -				Yes				[Add notes here as needed]
Field Trips	\$ -				Yes				[Add notes here as needed]
Other (describe in column J)					Yes				[Add notes here as needed]
Other (describe in column J)					Yes				[Add notes here as needed]
Other (describe in column J)					Yes				[Add notes here as needed]
Total Non-Personnel	\$ 109,580		\$ 103,580						\$103,580
Total Budget									
									\$5,726,513

Pawtucketville School

School Year 25-26 Budget				
Category		Students	Weight	SY25-26 Amount
FSF Weights	SY24-25 (for reference)	SY25-26	SY25-26	
All students	460	460	\$ 6,550	\$ 3,013,000
Economically disadvantaged	109	271	\$ 1,873	\$ 507,583
Homeless	21	41	\$ 1,310	\$ 53,710
Low incoming performance	127	76	\$ 1,310	\$ 99,560
Grades PreK-3	375	370	\$ 1,873	\$ 693,010
ELL below Level 3	63	82	\$ 3,050	\$ 250,100
ELL Level 3 and above	54	25	\$ 1,500	\$ 37,500
SWD substantially separate	41	37	\$23,000	\$ 851,000
SWD inclusion/language	62	57	\$ 6,500	\$ 370,500
FSF Baseline				
ELL Baseline			\$	-
SWD Baseline			\$	-
General Ed Baseline			\$	-
Other FSF Policies				
Transition amount			\$	218,526
Budget Exceptions			\$	-
FSF Total				
			\$	6,094,489

Comparison to previous year budget			
Year	SY24-25	SY25-26	Projected Change
Enrollment	460	460	0
FSF Budget	\$ 5,982,062	\$ 6,094,489	\$ 112,427
Sub Total	\$ 5,982,062	\$ 6,094,489	\$ 112,427
Supplements	\$ -	\$ -	\$ -
Total Budget	\$ 5,982,062	\$ 6,094,489	\$ 112,427
\$ per pupil	\$ 13,004	\$ 13,249	\$ 244
Note: Total budget above is not exhaustive. E.g., excludes psychologists, speech pathologists, occupational therapists, ELL and STEM lead stipends			

Pawtucketville School		SY24-25 Staff	Required minimum	SY25-26 Budgeted Staff	Check: Sufficient Staff?	Average Salary	Average Benefits	Amount	Notes	
School Year 25-26 Budget				Budget in light yellow cells				\$6,094,489	Total Allocation - All Sources	
				Gray cells are budgeted for you				\$0	Amount remaining to budget	
2100 Principal's Office:										
Principal/Coordinator	1.00	1.00	1.00	Yes	\$	145,677	\$	23,024	\$168,701	[Add notes here as needed]
Assistant Principal	1.00		1.00	Yes	\$	139,705	\$	22,368	\$162,073	[Add notes here as needed]
Administrative Assistant	1.00	1.00	1.00	Yes	\$	58,863	\$	13,475	\$72,338	[Add notes here as needed]
Subtotal	3.00	2.00	3.00						\$403,112	
Coaches:										
Math Resource Teacher	1.00	1.00	1.00	Yes	\$	98,292	\$	15,992	\$114,284	[Add notes here as needed]
Literacy Specialist	1.00		1.00							Funded by Title I
Instructional Specialist										Contact Finance before adding
Subtotal	2.00	1.00	2.00						\$114,284	
Teachers:										
Classroom Teachers										
PreSchool Teachers	1.00	1.00	1.00	Yes	\$	98,292	\$	14,362	\$112,654	[Add notes here as needed]
Kindergarten Teachers	4.00	4.00	4.00	Yes	\$	98,292	\$	14,362	\$450,616	[Add notes here as needed]
1st Grade Teachers	4.00	see below	4.00	see below	\$	98,292	\$	14,362	\$450,616	[Add notes here as needed]
2nd Grade Teachers	4.00	see below	4.00	see below	\$	98,292	\$	14,362	\$450,616	[Add notes here as needed]
3rd Grade Teachers	4.00	see below	4.00	see below	\$	98,292	\$	14,362	\$450,616	[Add notes here as needed]
4th Grade Teachers	4.00	see below	4.00	see below	\$	98,292	\$	14,362	\$450,616	[Add notes here as needed]
5th Grade Teachers		see below		see below	\$	98,292	\$	14,362	\$0	[Add notes here as needed]
6th Grade Teachers		see below		see below	\$	98,292	\$	14,362	\$0	[Add notes here as needed]
7th Grade Teachers		see below		see below	\$	98,292	\$	14,362	\$0	[Add notes here as needed]
8th Grade Teachers		see below		see below	\$	98,292	\$	14,362	\$0	[Add notes here as needed]
Loopers		see below		see below	\$	98,292	\$	14,362	\$0	[Add notes here as needed]
Subtotal: All Grade Teachers	21.00	13.00	21.00	Yes						
Allied Arts										
Art	1.00		1.00	Yes	\$	98,292	\$	14,362	\$112,654	[Add notes here as needed]
Music	1.00		1.00	Yes	\$	98,292	\$	14,362	\$112,654	[Add notes here as needed]
Physical Education	1.00	1.00	1.00	Yes	\$	98,292	\$	14,362	\$112,654	[Add notes here as needed]
Technology Ed				Yes	\$	98,292	\$	14,362	\$0	[Add notes here as needed]
Drama				Yes	\$	98,292	\$	14,362	\$0	[Add notes here as needed]
ITS				Yes	\$	98,292	\$	14,362	\$0	[Add notes here as needed]
Content Literacy	1.00		1.00	Yes	\$	98,292	\$	14,362	\$112,654	[Add notes here as needed]
Health				Yes	\$	98,292	\$	14,362	\$0	[Add notes here as needed]
Dance				Yes	\$	98,292	\$	14,362	\$0	[Add notes here as needed]
Library/Media Specialist	1.00		1.00	Yes	\$	105,594	\$	14,755	\$120,349	[Add notes here as needed]
Community School Manager				Yes	\$	98,292	\$	14,362	\$0	[Add notes here as needed]
All General Education Teachers	26.00	6.00	26.00						\$2,936,699	
Special Education Teachers										
Adjustment Teachers		see below			\$	98,292	\$	14,362	\$0	[Add notes here as needed]
LEAP Teachers		see below			\$	98,292	\$	14,362	\$0	[Add notes here as needed]
CSA Teachers	4.00	see below	4.00		\$	98,292	\$	14,362	\$450,616	[Add notes here as needed]
Other Special Ed Teachers	4.00	see below	4.00		\$	98,292	\$	14,362	\$450,616	[Add notes here as needed]
All Special Education Teachers	8.00	7.00	8.00							
English Language Learners Teachers										
ELL Teachers	3.00	3.00	3.00	Yes	\$	98,292	\$	14,362	\$337,962	[Add notes here as needed]
All Teachers	37.00	16.00	37.00						\$4,175,893	
Paraprofessionals:										
GenEd Paras										
Preschool Para	1.00	1.00	1.00	Yes	\$	38,999	\$	5,468	\$44,467	[Add notes here as needed]
Kindergarten Para	4.00	4.00	4.00	Yes	\$	38,999	\$	5,468	\$177,870	[Add notes here as needed]
Mainstream Paras	7.00		6.00	Yes	\$	38,999	\$	5,468	\$266,802	[Add notes here as needed]
All General Education Paras	12.00	5.00	11.00						\$489,139	

Pawtucketville School		SY24-25 Staff	Required minimum	SY25-26 Budgeted Staff	Check: Sufficient Staff?	Average Salary	Average Benefits	Amount	Notes
Special Education Paras									
Special Education Classroom Paras	12.00			12.00		\$ 38,999	\$ 5,593	\$535,109	[Add notes here as needed]
504 /1to1					Funded based on need				[Add notes here as needed]
English Language Learners Paras									
ELL Para	1.00			1.00	Yes	\$ 38,999	\$ 5,593	\$44,592	[Add notes here as needed]
All Paraprofessionals	25.00	5.00		24.00				\$1,068,840	
Student Support:									
Guidance Counselor					Yes	\$ 110,333	\$ 16,654	\$0	[Add notes here as needed]
Social Worker	2.00	1.00		2.00	Yes	\$ 111,195	\$ 16,560	\$255,511	[Add notes here as needed]
Mental Health Support Staff					Yes	\$ 99,164	\$ 16,560	\$0	[Add notes here as needed]
Behavior Support Staff					Yes	\$ 98,292	\$ 14,362	\$0	[Add notes here as needed]
Building Substitute Staff					Yes	\$ 45,000	\$ 7,098	\$0	[Add notes here as needed]
ELL Tutor				1.00	Funded by Title III				[Add notes here as needed]
Tutors (including SEL): 15 hrs/week				4.00	Funded by Title I				[Add notes here as needed]
Parent Liaison: part time	1.00				Yes	\$ 18,900		\$0	[Add notes here as needed]
Parent Liaison: full time					Yes	\$ 37,000	\$ 6,179	\$0	[Add notes here as needed]
Subtotal	3.00	0.00		7.00				\$255,511	
Facilities									
Security Guards				0.00	Yes	\$ 50,206	\$ 8,329	\$0	[Add notes here as needed]
Custodians	3.00	3.00		3.00	Funded based on need				[Add notes here as needed]
Subtotal	3.00	3.00		3.00				\$0	
Other Positions									
Other (describe in column J)	n/a			0.00	Yes			\$0	[Add notes here as needed]
Other (describe in column J)	n/a			0.00	Yes			\$0	[Add notes here as needed]
Subtotal	0.00			0.00				\$0	
Total Staffing									
All Staff	73.00			76.00				\$6,017,640	
Stipends									
Website Content Manager Stipends	\$ 2,500			1.00	Yes	\$ 2,500.00		\$2,500	[Add notes here as needed]
Other Lead Stipend (describe in column J);	\$ -				Yes	\$ -		\$0	[Add notes here as needed]
Other Lead Stipend (describe in column J);	\$ -				Yes	\$ -		\$0	[Add notes here as needed]
Other Lead Stipend (describe in column J);	\$ -				Yes	\$ -		\$0	[Add notes here as needed]
Total Stipends	\$ 2,500							\$2,500	
Non-Personnel									
Office Supplies	\$ -				Yes				[Add notes here as needed]
General Supplies	\$ 48,077			\$ 48,077	Yes			\$48,077	[Add notes here as needed]
Contracted Services	\$ 10,000			\$ 10,000	Yes			\$10,000	[Add notes here as needed]
Professional Development	\$ 16,272			\$ 16,272	Yes			\$16,272	[Add notes here as needed]
Hardware (i.e.: Smartboards, etc.)	\$ -				Yes				[Add notes here as needed]
Software (i.e.: ST Math)	\$ -				Yes				[Add notes here as needed]
Field Trips	\$ -				Yes				[Add notes here as needed]
Other (describe in column J)									[Add notes here as needed]
Other (describe in column J)									[Add notes here as needed]
Other (describe in column J)									[Add notes here as needed]
Total Non-Personnel	\$ 74,349			\$ 74,349				\$74,349	
Total Budget									
								\$6,094,489	

Pyne Arts School

School Year 25-26 Budget

Category		Students	Weight	SY25-26 Amount
<i>FSF Weights</i>	<i>SY24-25 (for reference)</i>	<i>SY25-26</i>	<i>SY25-26</i>	
All students	465	468	\$ 6,550	\$ 3,065,400
Economically disadvantaged	173	276	\$ 1,873	\$ 516,948
Homeless	17	51	\$ 1,310	\$ 66,810
Low incoming performance	195	153	\$ 1,310	\$ 200,430
Grades PreK-3	206	211	\$ 1,873	\$ 395,203
ELL below Level 3	57	92	\$ 3,050	\$ 280,600
ELL Level 3 and above	56	27	\$ 1,500	\$ 40,500
SWD substantially separate	46	38	\$23,000	\$ 874,000
SWD inclusion/language	86	82	\$ 6,500	\$ 533,000

FSF Baseline

ELL Baseline	\$ -
SWD Baseline	\$ -
General Ed Baseline	\$ -

Other FSF Policies

Transition amount	\$ 426,075
Budget Exceptions	\$ -

FSF Total

	\$ 6,398,966
--	--------------

Comparison to previous year budget

Year	SY24-25	SY25-26	Projected Change
Enrollment	465	468	3
FSF Budget	\$ 6,281,306	\$ 6,398,966	\$ 117,660
Sub Total	\$ 6,281,306	\$ 6,398,966	\$ 117,660
Supplements	\$ -	\$ -	\$ -
Total Budget	\$ 6,281,306	\$ 6,398,966	\$ 117,660
\$ per pupil	\$ 13,508	\$ 13,673	\$ 165

Note: Total budget above is not exhaustive. E.g., excludes psychologists, speech pathologists, occupational therapists, ELL and STEM lead stipends

Pyne Arts School		SY24-25 Staff	Required minimum	SY25-26 Budgeted Staff	Check: Sufficient Staff?	Average Salary		Average Benefits	Amount	Notes
School Year 25-26 Budget				Budget in light yellow cells					\$6,398,966	Total Allocation - All Sources
2100 Principal's Office:				Gray cells are budgeted for you					(\$0)	Amount remaining to budget
Principal/Coordinator	1.00	1.00	1.00	Yes	\$	145,677	\$	23,024	\$168,701	[Add notes here as needed]
Assistant Principal	1.00		1.00	Yes	\$	139,705	\$	22,368	\$162,073	[Add notes here as needed]
Administrative Assistant	1.00	1.00	1.00	Yes	\$	58,863	\$	13,475	\$72,338	[Add notes here as needed]
Subtotal	3.00	2.00	3.00						\$403,112	
Coaches:										
Math Resource Teacher	1.00	1.00	1.00	Yes	\$	98,292	\$	15,992	\$114,284	[Add notes here as needed]
Literacy Specialist					\$	113,123	\$	19,444	\$0	adding this (see below)
Instructional Specialist	1.00		1.00							Funded by Title I
Subtotal	2.00	1.00	2.00						\$114,284	
Teachers:										
Classroom Teachers										
PreSchool Teachers	1.00	1.00	1.00	Yes	\$	98,292	\$	14,362	\$112,654	[Add notes here as needed]
Kindergarten Teachers	2.00	2.00	2.00	Yes	\$	98,292	\$	14,362	\$225,308	[Add notes here as needed]
1st Grade Teachers	2.00	see below	2.00	see below	\$	98,292	\$	14,362	\$225,308	[Add notes here as needed]
2nd Grade Teachers	2.00	see below	2.00	see below	\$	98,292	\$	14,362	\$225,308	[Add notes here as needed]
3rd Grade Teachers	2.00	see below	2.00	see below	\$	98,292	\$	14,362	\$225,308	[Add notes here as needed]
4th Grade Teachers	2.00	see below	2.00	see below	\$	98,292	\$	14,362	\$225,308	[Add notes here as needed]
5th Grade Teachers	2.00	see below	2.00	see below	\$	98,292	\$	14,362	\$225,308	[Add notes here as needed]
6th Grade Teachers	2.00	see below	2.00	see below	\$	98,292	\$	14,362	\$225,308	[Add notes here as needed]
7th Grade Teachers	2.00	see below	2.00	see below	\$	98,292	\$	14,362	\$225,308	[Add notes here as needed]
8th Grade Teachers	2.00	see below	2.00	see below	\$	98,292	\$	14,362	\$225,308	[Add notes here as needed]
Loopers	1.00	see below	1.00	see below	\$	98,292	\$	14,362	\$112,654	[Add notes here as needed]
Subtotal: All Grade Teachers	20.00	15.00	20.00	Yes						
Allied Arts										
Art	1.00		1.00	Yes	\$	98,292	\$	14,362	\$112,654	[Add notes here as needed]
Music	2.00		2.00	Yes	\$	98,292	\$	14,362	\$225,308	[Add notes here as needed]
Physical Education	1.00	1.00	1.00	Yes	\$	98,292	\$	14,362	\$112,654	[Add notes here as needed]
Technology Ed	1.00		1.00	Yes	\$	98,292	\$	14,362	\$112,654	[Add notes here as needed]
Drama	1.00		1.00	Yes	\$	98,292	\$	14,362	\$112,654	[Add notes here as needed]
ITS				Yes	\$	98,292	\$	14,362	\$0	[Add notes here as needed]
Content Literacy				Yes	\$	98,292	\$	14,362	\$0	[Add notes here as needed]
Health	0.20		0.20	Yes	\$	98,292	\$	14,362	\$22,531	[Add notes here as needed]
Dance	1.00		1.00	Yes	\$	98,292	\$	14,362	\$112,654	[Add notes here as needed]
Library/Media Specialist	0.80		0.80	Yes	\$	105,594	\$	14,755	\$96,279	[Add notes here as needed]
Community School Manager				Yes	\$	98,292	\$	14,362	\$0	[Add notes here as needed]
All General Education Teachers	28.00	4.00	28.00						\$3,160,468	
Special Education Teachers										
Adjustment Teachers		see below			\$	98,292	\$	14,362	\$0	[Add notes here as needed]
LEAP Teachers		see below			\$	98,292	\$	14,362	\$0	[Add notes here as needed]
CSA Teachers	4.00	see below	4.00		\$	98,292	\$	14,362	\$450,616	[Add notes here as needed]
Other Special Ed Teachers	5.00	see below	5.00		\$	98,292	\$	14,362	\$563,270	[Add notes here as needed]
All Special Education Teachers	9.00	9.0	9.00							
English Language Learners Teachers										
ELL Teachers	3.00		3.00	Yes	\$	98,292	\$	14,362	\$337,962	[Add notes here as needed]
All Teachers	40.00	13.00	40.00						\$4,512,316	
Paraprofessionals:										
GenEd Paras										
Preschool Para	1.00	1.00	1.00	Yes	\$	38,999	\$	5,468	\$44,467	[Add notes here as needed]
Kindergarten Para	2.00	2.00	2.00	Yes	\$	38,999	\$	5,468	\$88,935	[Add notes here as needed]
Mainstream Paras	6.00		4.00	Yes	\$	38,999	\$	5,468	\$177,868	[Add notes here as needed]
All General Education Paras	9.00	3.0	7.00						\$311,270	
Special Education Paras										
Special Education Classroom Paras	12.00		12.00		\$	38,999	\$	5,593	\$535,109	[Add notes here as needed]
504 /ItoI	5.00			Funded based on need						[Add notes here as needed]

Pyne Arts School		SY24-25 Staff	Required minimum	SY25-26 Budgeted Staff	Check: Sufficient Staff?	Average Salary	Average Benefits	Amount	Notes
School Year 25-26 Budget				Budget in light yellow cells				\$6,398,966	Total Allocation - All Sources
				Gray cells are budgeted for you				(\$0)	Amount remaining to budget
English Language Learners Paras									
	ELL Para	1.00		1.00	Yes	\$ 38,999	\$ 5,593	\$44,592	[Add notes here as needed]
All Paraprofessionals		27.00	3.00	20.00				\$890,971	
Student Support:									
	Guidance Counselor	1.00	1.00	1.00	Yes	\$ 110,333	\$ 16,654	\$126,987	[Add notes here as needed]
	Social Worker	1.00	1.00	1.00	Yes	\$ 111,195	\$ 16,560	\$127,755	[Add notes here as needed]
	Mental Health Support Staff	1.00		1.00	Yes	\$ 99,164	\$ 16,560	\$115,724	BCBA -School based
	Behavior Support Staff				Yes	\$ 98,292	\$ 14,362	\$0	[Add notes here as needed]
	Building Substitute Staff				Yes	\$ 45,000	\$ 7,098	\$0	[Add notes here as needed]
	ELL Tutor	1.00		1.00	Funded by Title III				[Add notes here as needed]
	Tutors (including SEL): 15 hrs/week	4.00		5.00	Funded by Title I				[Add notes here as needed]
	School Funded Tutor			1.00	Yes	\$ 30,240		\$30,240	[Add notes here as needed]
	Parent Liaison: part time				Yes	\$ 18,900		\$0	[Add notes here as needed]
	Parent Liaison, full time				Yes	\$ 37,000	\$ 6,179	\$0	[Add notes here as needed]
Subtotal		8.00	1.00	10.00				\$400,707	
Facilities									
	Security Guards	0.00			Yes	\$ 50,206	\$ 8,329	\$0	[Add notes here as needed]
	Custodians	4.00	3.00	4.00	Funded based on need				[Add notes here as needed]
Subtotal		4.00	3.00	4.00				\$0	
Other Positions									
	Other (describe in column J)	n/a			Yes			\$0	[Add notes here as needed]
	Other (describe in column J)	n/a			Yes			\$0	[Add notes here as needed]
Subtotal				0.00				\$0	
Total Staffing									
All Staff		84.00		79.00				\$6,321,390	
Stipends									
	Website Content Manager Stipends	\$ 2,500		1.00	Yes	\$ 2,500.00		\$2,500	[Add notes here as needed]
	Other Lead Stipend (describe in column J);	\$ -			Yes	\$ -		\$0	[Add notes here as needed]
	Other Lead Stipend (describe in column J);	\$ -			Yes	\$ -		\$0	[Add notes here as needed]
	Other Lead Stipend (describe in column J);	\$ -			Yes	\$ -		\$0	[Add notes here as needed]
Total Stipends		\$ 2,500						\$2,500	
Non-Personnel									
	Office Supplies	\$ 50,076		\$ 50,076	Yes			\$50,076	[Add notes here as needed]
	General Supplies	\$ 5,000		\$ 5,000	Yes			\$5,000	[Add notes here as needed]
	Contracted Services	\$ 5,000		\$ 5,000	Yes			\$5,000	[Add notes here as needed]
	Professional Development	\$ 10,000		\$ 10,000	Yes			\$10,000	[Add notes here as needed]
	Hardware (i.e.: Smartboards, etc.)	\$ 5,000		\$ 5,000	Yes			\$5,000	[Add notes here as needed]
	Software (i.e.: ST Math)	\$ -			Yes				[Add notes here as needed]
	Field Trips	\$ -			Yes				[Add notes here as needed]
	Other (describe in column J)				Yes				[Add notes here as needed]
	Other (describe in column J)				Yes				[Add notes here as needed]
	Other (describe in column J)				Yes				[Add notes here as needed]
Total Non-Personnel		\$ 75,076		\$ 75,076				\$75,076	
Total Budget									
								\$6,398,966	

Reilly School

School Year 25-26 Budget

Category	Students	Weight	SY25-26 Amount
<i>FSF Weights</i>	<i>SY24-25 (for reference)</i>	<i>SY25-26</i>	<i>SY25-26</i>
All students	473	486	\$ 6,550 \$ 3,183,300
Economically disadvantaged	98	258	\$ 1,873 \$ 483,234
Homeless	18	43	\$ 1,310 \$ 56,330
Low incoming performance	120	72	\$ 1,310 \$ 94,320
Grades PreK-3	378	387	\$ 1,873 \$ 724,851
ELL below Level 3	96	130	\$ 3,050 \$ 396,500
ELL Level 3 and above	44	11	\$ 1,500 \$ 16,500
SWD substantially separate	31	28	\$ 23,000 \$ 644,000
SWD inclusion/language	81	61	\$ 6,500 \$ 396,500

FSF Baseline

ELL Baseline	\$ -
SWD Baseline	\$ -
General Ed Baseline	\$ -

Other FSF Policies

Transition amount	\$ 113,137
Budget Exceptions	\$ 50,896.00

FSF Total

	\$ 6,159,568
--	--------------

Comparison to previous year budget

Year	SY24-25	SY25-26	Projected Change
Enrollment	473	486	13
FSF Budget	\$ 6,003,693	\$ 6,159,568	\$ 155,875
Sub Total	\$ 6,003,693	\$ 6,159,568	\$ 155,875
Supplements	\$ -	\$ -	\$ -
Total Budget	\$ 6,003,693	\$ 6,159,568	\$ 155,875
\$ per pupil	\$ 12,693	\$ 12,674	\$ (19)

Note: Total budget above is not exhaustive. E.g., excludes psychologists, speech pathologists, occupational therapists, ELL and STEM lead stipends

Reilly School	SY24-25 Staff	Required minimum	SY25-26 Budgeted Staff	Check: Sufficient Staff?	Average Salary	Average Benefits	Amount	Notes		
School Year 25-26 Budget			Budget in light yellow cells				\$6,159,568	Total Allocation - All Sources		
			Gray cells are budgeted for you				(\$0)	Amount remaining to budget		
2100 Principal's Office:										
Principal/Coordinator	1.00	1.00	1.00	Yes	\$	145,677	\$	23,024	\$168,701	[Add notes here as needed]
Assistant Principal	1.00		1.00	Yes	\$	139,705	\$	22,368	\$162,073	[Add notes here as needed]
Administrative Assistant	1.00	1.00	1.00	Yes	\$	58,863	\$	13,475	\$72,338	[Add notes here as needed]
Subtotal	3.00	2.00	3.00						\$403,112	
Coaches:										
Math Resource Teacher	1.00	1.00	1.00	Yes	\$	98,292	\$	15,992	\$114,284	[Add notes here as needed]
Literacy Specialist	1.00		1.00							Funded by Title I
Instructional Specialist										Contact Finance before adding
Subtotal	2.00	1.00	2.00						\$114,284	
Teachers:										
Classroom Teachers										
PreSchool Teachers	1.00	1.00	1.00	Yes	\$	98,292	\$	14,362	\$112,654	[Add notes here as needed]
Kindergarten Teachers	4.00	4.00	4.00	Yes	\$	98,292	\$	14,362	\$450,616	[Add notes here as needed]
1st Grade Teachers	4.00	see below	4.00	see below	\$	98,292	\$	14,362	\$450,616	[Add notes here as needed]
2nd Grade Teachers	4.00	see below	4.00	see below	\$	98,292	\$	14,362	\$450,616	[Add notes here as needed]
3rd Grade Teachers	4.00	see below	4.00	see below	\$	98,292	\$	14,362	\$450,616	[Add notes here as needed]
4th Grade Teachers	4.00	see below	4.00	see below	\$	98,292	\$	14,362	\$450,616	[Add notes here as needed]
5th Grade Teachers		see below		see below	\$	98,292	\$	14,362	\$0	[Add notes here as needed]
6th Grade Teachers		see below		see below	\$	98,292	\$	14,362	\$0	[Add notes here as needed]
7th Grade Teachers		see below		see below	\$	98,292	\$	14,362	\$0	[Add notes here as needed]
8th Grade Teachers		see below		see below	\$	98,292	\$	14,362	\$0	[Add notes here as needed]
Loopers	1.00	see below	1.00	see below	\$	98,292	\$	14,362	\$112,654	[Add notes here as needed]
Subtotal: All Grade Teachers	22.00	14.00	22.00	Yes						
Allied Arts										
Art	1.00		1.00	Yes	\$	98,292	\$	14,362	\$112,654	[Add notes here as needed]
Music	1.00		1.00	Yes	\$	98,292	\$	14,362	\$112,654	[Add notes here as needed]
Physical Education	1.00	1.00	1.00	Yes	\$	98,292	\$	14,362	\$112,654	[Add notes here as needed]
Technology Ed				Yes	\$	98,292	\$	14,362	\$0	[Add notes here as needed]
Drama				Yes	\$	98,292	\$	14,362	\$0	[Add notes here as needed]
ITS				Yes	\$	98,292	\$	14,362	\$0	[Add notes here as needed]
Content Literacy			1.00	Yes	\$	98,292	\$	14,362	\$112,654	[Add notes here as needed]
Health				Yes	\$	98,292	\$	14,362	\$0	[Add notes here as needed]
Dance				Yes	\$	98,292	\$	14,362	\$0	[Add notes here as needed]
Library/Media Specialist	1.00			Yes	\$	105,594	\$	14,755	\$0	[Add notes here as needed]
Community School Manager			1.00	Yes	\$	98,292	\$	14,362	\$112,654	[Add notes here as needed]
All General Education Teachers	26.00	6.00	27.00						\$3,041,658	
Special Education Teachers										
Adjustment Teachers		see below			\$	98,292	\$	14,362	\$0	[Add notes here as needed]
LEAP Teachers		see below			\$	98,292	\$	14,362	\$0	[Add notes here as needed]
CSA Teachers	3.00	see below	3.00		\$	98,292	\$	14,362	\$337,962	[Add notes here as needed]
Other Special Ed Teachers	5.00	see below	5.00		\$	98,292	\$	14,362	\$563,270	[Add notes here as needed]
All Special Education Teachers	8.00	7.00	8.00							
English Language Learners Teachers										
ELL Teachers	4.00	4.00	4.00	Yes	\$	98,292	\$	14,362	\$450,616	[Add notes here as needed]
All Teachers	38.00	17.00	39.00						\$4,393,506	
Paraprofessionals:										
GenEd Paras										
Preschool Para	1.00	1.00	1.00	Yes	\$	38,999	\$	5,468	\$44,467	[Add notes here as needed]
Kindergarten Para	4.00	4.00	4.00	Yes	\$	38,999	\$	5,468	\$177,870	[Add notes here as needed]
Mainstream Paras	5.00		3.00	Yes	\$	38,999	\$	5,468	\$133,401	[Add notes here as needed]
All General Education Paras	10.00	5.00	8.00						\$355,738	

Reilly School	SY24-25 Staff	Required minimum	SY25-26 Budgeted Staff	Check: Sufficient Staff?	Average Salary	Average Benefits	Amount	Notes
Special Education Paras								
Special Education Classroom Paras	9.00		9.00		\$ 38,999	\$ 5,593	\$401,331	[Add notes here as needed]
504 /1to1			1.00	Funded based on need				[Add notes here as needed]
English Language Learners Paras								
ELL Para	4.00		4.00	Yes	\$ 38,999	\$ 5,593	\$178,370	[Add notes here as needed]
All Paraprofessionals	23.00	5.00	22.00				\$935,439	
Student Support:								
Guidance Counselor				Yes	\$ 110,333	\$ 16,654	\$0	[Add notes here as needed]
Social Worker	1.40	1.00	1.00	Yes	\$ 111,195	\$ 16,560	\$127,755	[Add notes here as needed]
Mental Health Support Staff				Yes	\$ 99,164	\$ 16,560	\$0	[Add notes here as needed]
Behavior Support Staff				Yes	\$ 98,292	\$ 14,362	\$0	[Add notes here as needed]
Building Substitute Staff				Yes	\$ 45,000	\$ 7,098	\$0	[Add notes here as needed]
ELL Tutor	1.00		1.00	Funded by Title III				[Add notes here as needed]
Tutors (including SEL): 15 hrs/week	4.00		5.00	Funded by Title I				[Add notes here as needed]
School Funded Tutors	4.00		4.00	Yes	\$ 30,240		\$120,960	[Add notes here as needed]
Parent Liaison: part time				Yes	\$ 18,900		\$0	[Add notes here as needed]
Parent Liaison: full time				Yes	\$ 37,000	\$ 6,179	\$0	[Add notes here as needed]
Subtotal	10.40	0.00	11.00				\$248,715	
Facilities								
Security Guards				Yes	\$ 50,206	\$ 8,329	\$0	[Add notes here as needed]
Custodians	3.00	3.00	3.00	Funded based on need				[Add notes here as needed]
Subtotal	3.00	3.00	3.00				\$0	
Other Positions								
Other (describe in column J)	n/a			Yes			\$0	[Add notes here as needed]
Other (describe in column J)	n/a			Yes			\$0	[Add notes here as needed]
Subtotal			0.00				\$0	
Total Staffing								
All Staff	79.40		80.00				\$6,095,056	
Stipends								
Website Content Manager Stipends	\$ 2,500			Yes	\$ 2,500		\$0	[Add notes here as needed]
Other Lead Stipend (describe in column J);	\$ -			Yes	\$0		\$0	[Add notes here as needed]
Other Lead Stipend (describe in column J);	\$ -			Yes	\$0		\$0	[Add notes here as needed]
Other Lead Stipend (describe in column J);	\$ -			Yes	\$0		\$0	[Add notes here as needed]
Total Stipends	\$ 2,500						\$0	
Non-Personnel								
Office Supplies	\$ -			Yes				[Add notes here as needed]
General Supplies	\$ 59,998		\$ 22,903	Yes			\$22,903	[Add notes here as needed]
Contracted Services	\$ 3,500			Yes				[Add notes here as needed]
Professional Development	\$ 20,000		\$ 28,109	Yes			\$28,109	[Add notes here as needed]
Hardware (i.e.: Smartboards, etc.)	\$ -			Yes				[Add notes here as needed]
Software (i.e.: ST Math)	\$ -		\$ 13,500	Yes			\$13,500	[Add notes here as needed]
Field Trips	\$ -			Yes				[Add notes here as needed]
Other (describe in column J)								[Add notes here as needed]
Other (describe in column J)								[Add notes here as needed]
Other (describe in column J)								[Add notes here as needed]
Total Non-Personnel	\$ 83,498		\$ 64,512				\$64,512	
Total Budget								
							\$6,159,568	

Robinson School

School Year 25-26 Budget

Category	Students	Weight	SY25-26 Amount	
<i>FSF Weights</i>	<i>SY24-25 (for reference)</i>	<i>SY25-26</i>	<i>SY25-26</i>	
All students	614	645	\$ 6,550	\$ 4,224,750
Economically disadvantaged	459	458	\$ 1,873	\$ 857,834
Homeless	79	84	\$ 1,310	\$ 110,040
Low incoming performance	253	573	\$ 1,310	\$ 750,630
Grades PreK-3	0	0	\$ 1,873	\$ -
ELL below Level 3	141	161	\$ 3,050	\$ 491,050
ELL Level 3 and above	78	84	\$ 1,500	\$ 126,000
SWD substantially separate	42	29	\$23,000	\$ 667,000
SWD inclusion/language	87	95	\$ 6,500	\$ 617,500

FSF Baseline

ELL Baseline	\$ -
SWD Baseline	\$ -
General Ed Baseline	\$ -

Other FSF Policies

Transition amount	\$ (162,281)
Budget Exceptions	\$ -

FSF Total

	\$ 7,682,523
--	--------------

Comparison to previous year budget

Year	SY24-25	SY25-26	Projected Change
Enrollment	614	645	31
FSF Budget	\$ 7,776,377	\$ 7,682,523	\$ (93,854)
Sub Total	\$ 7,776,377	\$ 7,682,523	\$ (93,854)
Supplements	\$ -	\$ -	\$ -
Total Budget	\$ 7,776,377	\$ 7,682,523	\$ (93,854)
\$ per pupil	\$ 12,665	\$ 11,911	\$ (754)

Note: Total budget above is not exhaustive. E.g., excludes psychologists, speech pathologists, occupational therapists, ELL and STEM lead stipends

Robinson School			SY24-25 Staff Required minimum	SY25-26 Budgeted Staff	Check: Sufficient Staff?	Average Salary	Average Benefits	Amount	Notes
School Year 25-26 Budget				Budget in light yellow cells				\$7,682,523	Total Allocation - All Sources
				Gray cells are budgeted for you				(\$0)	Amount remaining to budget
2100 Principal's Office:									
Principal/Coordinator	1.00	1.00	1.00	Yes	\$	145,677	\$	23,024	\$168,701 [Add notes here as needed]
Assistant Principal	2.00		2.00	Yes	\$	139,705	\$	22,368	\$324,145 [Add notes here as needed]
Administrative Assistant	1.00	1.00	1.00	Yes	\$	58,863	\$	13,475	\$72,338 [Add notes here as needed]
Subtotal	4.00	2.00	4.00						\$565,185
Coaches:									
Math Resource Teacher	1.00	1.00	1.00	Yes	\$	98,292	\$	15,992	\$114,284 [Add notes here as needed]
Literacy Specialist									Contact Finance before adding
Instructional Specialist	1.00		1.00						Funded by Title I
Subtotal	2.00	1.00	2.00						\$114,284
Teachers:									
Classroom Teachers									
PreSchool Teachers				Yes	\$	98,292	\$	14,362	\$0 [Add notes here as needed]
Kindergarten Teachers				Yes	\$	98,292	\$	14,362	\$0 [Add notes here as needed]
1st Grade Teachers	see below		see below		\$	98,292	\$	14,362	\$0 [Add notes here as needed]
2nd Grade Teachers	see below		see below		\$	98,292	\$	14,362	\$0 [Add notes here as needed]
3rd Grade Teachers	see below		see below		\$	98,292	\$	14,362	\$0 [Add notes here as needed]
4th Grade Teachers	see below		see below		\$	98,292	\$	14,362	\$0 [Add notes here as needed]
5th Grade Teachers	6.00	see below	6.00	see below	\$	98,292	\$	14,362	\$675,924 [Add notes here as needed]
6th Grade Teachers	6.00	see below	6.00	see below	\$	98,292	\$	14,362	\$675,924 [Add notes here as needed]
7th Grade Teachers	6.00	see below	6.00	see below	\$	98,292	\$	14,362	\$675,924 [Add notes here as needed]
8th Grade Teachers	6.00	see below	6.00	see below	\$	98,292	\$	14,362	\$675,924 [Add notes here as needed]
Loopers	6.00	see below	7.00	see below	\$	98,292	\$	14,362	\$788,578 [Add notes here as needed]
Subtotal: All Grade Teachers	30.00	25.00	31.00	Yes					
Allied Arts									
Art	1.00		1.00	Yes	\$	98,292	\$	14,362	\$112,654 [Add notes here as needed]
Music	1.00		1.00	Yes	\$	98,292	\$	14,362	\$112,654 [Add notes here as needed]
Physical Education	2.00	1.00	2.00	Yes	\$	98,292	\$	14,362	\$225,308 [Add notes here as needed]
Technology Ed	1.00		1.00	Yes	\$	98,292	\$	14,362	\$112,654 [Add notes here as needed]
Drama				Yes	\$	98,292	\$	14,362	\$0 [Add notes here as needed]
ITS				Yes	\$	98,292	\$	14,362	\$0 [Add notes here as needed]
Content Literacy				Yes	\$	98,292	\$	14,362	\$0 [Add notes here as needed]
Health	1.00		1.00	Yes	\$	98,292	\$	14,362	\$112,654 [Add notes here as needed]
Dance				Yes	\$	98,292	\$	14,362	\$0 [Add notes here as needed]
Library/Media Specialist				Yes	\$	105,594	\$	14,755	\$0 [Add notes here as needed]
Community School Manager				Yes	\$	98,292	\$	14,362	\$0 [Add notes here as needed]
All General Education Teachers	36.00	1.00	37.00						\$4,168,198
Special Education Teachers									
Adjustment Teachers	see below				\$	98,292	\$	14,362	\$0 [Add notes here as needed]
LEAP Teachers	see below				\$	98,292	\$	14,362	\$0 [Add notes here as needed]
CSA Teachers	2.00	see below	2.00		\$	98,292	\$	14,362	\$225,308 [Add notes here as needed]
Other Special Ed Teachers	7.00	see below	7.00		\$	98,292	\$	14,362	\$788,578 [Add notes here as needed]
All Special Education Teachers	9.00	9.00	9.00						
English Language Learners Teachers									
ELL Teachers	6.00	6.00	5.00	Please budget additional staff	\$	98,292	\$	14,362	\$563,270 [Add notes here as needed]
All Teachers	51.00	16.00	51.00						\$5,745,354
Paraprofessionals:									
GenEd Paras									
Preschool Para				Yes	\$	38,999	\$	5,468	\$0 [Add notes here as needed]
Kindergarten Para				Yes	\$	38,999	\$	5,468	\$0 [Add notes here as needed]

Robinson School	SY24-25 Staff	Required minimum	SY25-26 Budgeted Staff	Check: Sufficient Staff?	Average Salary	Average Benefits	Amount	Notes
Mainstream Paras	4.00		4.00	Yes	\$ 38,999	\$ 5,468	\$177,868	[Add notes here as needed]
All General Education Paras	4.00	0.00	4.00				\$177,868	
Special Education Paras								
Special Education Classroom Paras	8.00		8.00		\$ 38,999	\$ 5,593	\$356,739	[Add notes here as needed]
504 /ItoI	1.00		2.00	Funded based on need				[Add notes here as needed]
English Language Learners Paras								
ELL Para			0.00	Yes	\$ 38,999	\$ 5,593	\$0	[Add notes here as needed]
All Paraprofessionals	13.00	0.00	14.00				\$534,607	
Student Support:								
Guidance Counselor	1.00	1.00	1.00	Yes	\$ 110,333	\$ 16,654	\$126,987	[Add notes here as needed]
Social Worker	2.00	1.00	2.00	Yes	\$ 111,195	\$ 16,560	\$255,511	[Add notes here as needed]
Mental Health Support Staff	1.00		1.00	Yes	\$ 99,164	\$ 16,560	\$115,724	[Add notes here as needed]
Behavior Support Staff	1.00		1.00	Yes	\$ 98,292	\$ 14,362	\$112,654	[Add notes here as needed]
Building Substitute Staff				Yes	\$ 45,000	\$ 7,098	\$0	[Add notes here as needed]
ELL Tutor			1.00	Funded by Title III				[Add notes here as needed]
Tutors (including SEL): 15 hrs/week			7.00	Funded by Title I				[Add notes here as needed]
Parent Liaison: part time	1.00		0.00	Yes	\$ 18,900		\$0	[Add notes here as needed]
Parent Liaison: full time	1.00		1.00	Yes	\$ 37,000	\$ 6,179	\$43,179	[Add notes here as needed]
Subtotal	7.00	1.00	14.00				\$654,055	
Facilities								
Security Guards	0.00			Yes	\$ 50,206	\$ 8,329	\$0	[Add notes here as needed]
Custodians	4.00	4.00	4.00	Funded based on need				[Add notes here as needed]
Subtotal	4.00	4.00	4.00				\$0	
Other Positions								
Other (describe in column J)	n/a		0.00	Yes			\$0	
Other (describe in column J)	n/a			Yes			\$0	[Add notes here as needed]
Subtotal			0.00				\$0	
Total Staffing								
All Staff	81.00		89.00				\$7,613,484	
Stipends								
Website Content Manager Stipends	\$ 2,500		0.00	Yes	\$ 2,500.00		\$0	[Add notes here as needed]
Other Lead Stipend (describe in column J);	\$ -			Yes	\$ -		\$0	[Add notes here as needed]
Other Lead Stipend (describe in column J);	\$ -			Yes	\$ -		\$0	[Add notes here as needed]
Other Lead Stipend (describe in column J);	\$ -			Yes	\$ -		\$0	[Add notes here as needed]
Total Stipends	\$ 2,500						\$0	
Non-Personnel								
Office Supplies	\$ -			Yes				[Add notes here as needed]
General Supplies	\$ 53,093		\$ 40,000	Yes			\$40,000	[Add notes here as needed]
Contracted Services	\$ -			Yes				[Add notes here as needed]
Professional Development	\$ 31,916		\$ 29,039	Yes			\$29,039	[Add notes here as needed]
Hardware (i.e.: Smartboards, etc.)	\$ 20,000			Yes				[Add notes here as needed]
Software (i.e.: ST Math)	\$ -			Yes				[Add notes here as needed]
Field Trips	\$ -			Yes				Leadership/Innovation focus
Other (describe in column J)				Yes				[Add notes here as needed]
Other (describe in column J)				Yes				[Add notes here as needed]
Other (describe in column J)				Yes				[Add notes here as needed]
Total Non-Personnel	\$ 105,009		\$ 69,039				\$69,039	
Total Budget								
							\$7,682,523	

Shaughnessy School

School Year 25-26 Budget

Category	Students	Weight	SY25-26 Amount
<i>FSF Weights</i>	<i>SY24-25 (for reference)</i>	<i>SY25-26</i>	<i>SY25-26</i>
All students	480	487	\$ 6,550 \$ 3,189,850
Economically disadvantaged	130	346	\$ 1,873 \$ 648,058
Homeless	19	49	\$ 1,310 \$ 64,190
Low incoming performance	157	109	\$ 1,310 \$ 142,790
Grades PreK-3	388	391	\$ 1,873 \$ 732,343
ELL below Level 3	120	163	\$ 3,050 \$ 497,150
ELL Level 3 and above	55	22	\$ 1,500 \$ 33,000
SWD substantially separate	50	51	\$ 23,000 \$ 1,173,000
SWD inclusion/language	60	52	\$ 6,500 \$ 338,000

FSF Baseline

ELL Baseline	\$ -
SWD Baseline	\$ -
General Ed Baseline	\$ -

Other FSF Policies

Transition amount	\$ 77,572
Budget Exceptions	\$ -

FSF Total

	\$ 6,895,953
--	--------------

Comparison to previous year budget

Year	SY24-25	SY25-26	Projected Change
Enrollment	480	487	7
FSF Budget	\$ 6,511,286	\$ 6,895,953	\$ 384,667
Sub Total	\$ 6,511,286	\$ 6,895,953	\$ 384,667
Supplements	\$ -	\$ -	\$ -
Total Budget	\$ 6,511,286	\$ 6,895,953	\$ 384,667
\$ per pupil	\$ 13,565	\$ 14,160	\$ 595

Note: Total budget above is not exhaustive. E.g., excludes psychologists, speech pathologists, occupational therapists, ELL and STEM lead stipends

Shaugnessy School		SY24-25 Staff	Required minimum	SY25-26 Budgeted Staff	Check: Sufficient Staff?	Average Salary		Average Benefits		Amount	Notes
School Year 25-26 Budget				Budget in light yellow cells						\$6,895,953	Total Allocation - All Sources
				Gray cells are budgeted for you						(\$0)	Amount remaining to budget
2100 Principal's Office:											
Principal/Coordinator	1.00	1.00	1.00	Yes	\$	145,677	\$	23,024	\$168,701	[Add notes here as needed]	
Assistant Principal	1.00		1.00	Yes	\$	139,705	\$	22,368	\$162,073	[Add notes here as needed]	
Administrative Assistant	1.00	1.00	1.00	Yes	\$	58,863	\$	13,475	\$72,338	[Add notes here as needed]	
Subtotal	3.00	2.00	3.00						\$403,112		
Coaches:											
Math Resource Teacher	1.00	1.00	1.00	Yes	\$	98,292	\$	15,992	\$114,284	[Add notes here as needed]	
Literacy Specialist	2.00		2.00		\$	114,407	\$	19,106	\$133,513	1 Funded by Title I, second funded locally	
Instructional Specialist										Contact Finance before adding	
Subtotal	3.00	1.00	3.00						\$247,797		
Teachers:											
Classroom Teachers											
PreSchool Teachers	2.00	1.00	1.00	Yes	\$	98,292	\$	14,362	\$112,654	[Add notes here as needed]	
Kindergarten Teachers	4.00	4.00	4.00	Yes	\$	98,292	\$	14,362	\$450,616	[Add notes here as needed]	
1st Grade Teachers	4.00	see below	4.00	see below	\$	98,292	\$	14,362	\$450,616	[Add notes here as needed]	
2nd Grade Teachers	4.00	see below	4.00	see below	\$	98,292	\$	14,362	\$450,616	[Add notes here as needed]	
3rd Grade Teachers	4.00	see below	4.00	see below	\$	98,292	\$	14,362	\$450,616	[Add notes here as needed]	
4th Grade Teachers	4.00	see below	4.00	see below	\$	98,292	\$	14,362	\$450,616	[Add notes here as needed]	
5th Grade Teachers		see below		see below	\$	98,292	\$	14,362	\$0	[Add notes here as needed]	
6th Grade Teachers		see below		see below	\$	98,292	\$	14,362	\$0	[Add notes here as needed]	
7th Grade Teachers		see below		see below	\$	98,292	\$	14,362	\$0	[Add notes here as needed]	
8th Grade Teachers		see below		see below	\$	98,292	\$	14,362	\$0	[Add notes here as needed]	
Loopers		see below		see below	\$	98,292	\$	14,362	\$0	[Add notes here as needed]	
Subtotal: All Grade Teachers	22.00	14.00	21.00	Yes							
Allied Arts											
Art	1.00		1.00	Yes	\$	98,292	\$	14,362	\$112,654	[Add notes here as needed]	
Music	1.00		1.00	Yes	\$	98,292	\$	14,362	\$112,654	[Add notes here as needed]	
Physical Education	1.00	1.00	1.00	Yes	\$	98,292	\$	14,362	\$112,654	[Add notes here as needed]	
Technology Ed				Yes	\$	98,292	\$	14,362	\$0	[Add notes here as needed]	
Drama				Yes	\$	98,292	\$	14,362	\$0	[Add notes here as needed]	
ITS				Yes	\$	98,292	\$	14,362	\$0	[Add notes here as needed]	
Content Literacy	1.00		1.00	Yes	\$	98,292	\$	14,362	\$112,654	[Add notes here as needed]	
Health				Yes	\$	98,292	\$	14,362	\$0	[Add notes here as needed]	
Dance				Yes	\$	98,292	\$	14,362	\$0	[Add notes here as needed]	
Library/Media Specialist	1.00		1.00	Yes	\$	105,594	\$	14,755	\$120,349	[Add notes here as needed]	
Community School Manager				Yes	\$	98,292	\$	14,362	\$0	[Add notes here as needed]	
All General Education Teachers	27.00	6.00	26.00						\$2,936,699		
Special Education Teachers											
Adjustment Teachers		see below			\$	98,292	\$	14,362	\$0	[Add notes here as needed]	
LEAP Teachers		see below			\$	98,292	\$	14,362	\$0	[Add notes here as needed]	
CSA Teachers	5.00	see below	5.00		\$	98,292	\$	14,362	\$563,270	[Add notes here as needed]	
Other Special Ed Teachers	4.00	see below	4.00		\$	98,292	\$	14,362	\$450,616	[Add notes here as needed]	
All Special Education Teachers	9.00	8.00	9.00								
English Language Learners Teachers											
ELL Teachers	4.00		4.00	Yes	\$	98,292	\$	14,362	\$450,616	[Add notes here as needed]	
All Teachers	40.00	14.00	39.00						\$4,401,201		
Paraprofessionals:											
GenEd Paras											
Preschool Para	1.00	1.00	1.00	Yes	\$	38,999	\$	5,468	\$44,467	[Add notes here as needed]	
Kindergarten Para	4.00	4.00	4.00	Yes	\$	38,999	\$	5,468	\$177,870	[Add notes here as needed]	
Mainstream Paras	8.00		8.00	Yes	\$	38,999	\$	5,468	\$355,736	[Add notes here as needed]	
All General Education Paras	13.00	5.00	13.00						\$578,073		
Special Education Paras											
Special Education Classroom Paras	15.00		15.00		\$	38,999	\$	5,593	\$668,886	[Add notes here as needed]	

Shaugnessy School		SY24-25 Staff	Required minimum	SY25-26 Budgeted Staff	Check: Sufficient Staff?	Average Salary	Average Benefits	Amount	Notes
504 /1to1					<i>Funded based on need</i>				<i>[Add notes here as needed]</i>
English Language Learners Paras									
ELL Para	2.00		2.00	Yes	\$	38,999	\$	5,593	\$89,185 <i>[Add notes here as needed]</i>
All Paraprofessionals	30.00	5.00	30.00						\$1,336,144
Student Support:									
Guidance Counselor				Yes	\$	110,333	\$	16,654	\$0 <i>[Add notes here as needed]</i>
Social Worker	2.00	1.00	2.00	Yes	\$	111,195	\$	16,560	\$255,511 <i>[Add notes here as needed]</i>
Mental Health Support Staff	1.00		1.00	Yes	\$	99,164	\$	16,560	\$115,724 <i>[Add notes here as needed]</i>
Behavior Support Staff				Yes	\$	98,292	\$	14,362	\$0 <i>[Add notes here as needed]</i>
Building Substitute Staff				Yes	\$	45,000	\$	7,098	\$0 <i>[Add notes here as needed]</i>
ELL Tutor			1.00	<i>Funded by Title III</i>					<i>[Add notes here as needed]</i>
Tutors (including SEL): 15 hrs/week			4.00	<i>Funded by Title I</i>					<i>[Add notes here as needed]</i>
School Funded Tutor (15 hrs/week)			1.00	Yes	\$	25,200		\$25,200	<i>[Add notes here as needed]</i>
Parent Liaison: part time				Yes	\$	18,900		\$0	<i>[Add notes here as needed]</i>
Parent Liaison: full time				Yes	\$	37,000	\$	6,179	\$0 <i>[Add notes here as needed]</i>
Subtotal	3.00	0.00	9.00						\$396,435
Facilities									
Security Guards				Yes	\$	50,206	\$	8,329	\$0 <i>[Add notes here as needed]</i>
Custodians	3.00	3.00	3.00	<i>Funded based on need</i>					<i>[Add notes here as needed]</i>
Subtotal	3.00	3.00	3.00						\$0
Other Positions									
Other (describe in column J)	n/a			Yes				\$0	<i>[Add notes here as needed]</i>
Other (describe in column J)	n/a			Yes				\$0	<i>[Add notes here as needed]</i>
Subtotal			0.00						\$0
Total Staffing									
All Staff	82.00		87.00						\$6,784,688
Stipends									
Website Content Manager Stipends	\$ 2,500		1.00	Yes	\$	2,500		\$2,500	<i>[Add notes here as needed]</i>
Translation Stipend	\$ -		4.00	Yes	\$	2,000.00		\$8,000	<i>[Add notes here as needed]</i>
Other Lead Stipend (describe in column J);	\$ -			Yes	\$	-		\$0	<i>[Add notes here as needed]</i>
Other Lead Stipend (describe in column J);	\$ -			Yes	\$	-		\$0	<i>[Add notes here as needed]</i>
Total Stipends	\$ 2,500								\$10,500
Non-Personnel									
Office Supplies	\$ -			Yes					<i>[Add notes here as needed]</i>
General Supplies	\$ 50,951		\$ 43,607	Yes				\$43,607	<i>[Add notes here as needed]</i>
Contracted Services	\$ 8,500		\$ 8,000	Yes				\$8,000	<i>[Add notes here as needed]</i>
Professional Development	\$ 30,000		\$ 40,000	Yes				\$40,000	<i>[Add notes here as needed]</i>
Hardware (i.e.: Smartboards, etc.)	\$ -			Yes					<i>[Add notes here as needed]</i>
Software (i.e.: ST Math)	\$ -		\$ 3,500	Yes				\$3,500	<i>[Add notes here as needed]</i>
Field Trips	\$ -		\$ 5,658	Yes				\$5,658	<i>[Add notes here as needed]</i>
Other (describe in column J)				Yes					<i>[Add notes here as needed]</i>
Other (describe in column J)				Yes					<i>[Add notes here as needed]</i>
Other (describe in column J)				Yes					<i>[Add notes here as needed]</i>
Total Non-Personnel	\$ 89,451		\$ 100,765						\$100,765
Total Budget									
									\$6,895,953

STEM Academy

School Year 25-26 Budget

Category		Students	Weight	SY25-26 Amount
<i>FSF Weights</i>	<i>SY24-25 (for reference)</i>	<i>SY25-26</i>	<i>SY25-26</i>	
All students	900	898	\$ 6,550	\$ 5,881,900
Economically disadvantaged	479	637	\$ 1,873	\$ 1,193,101
Homeless	109	137	\$ 1,310	\$ 179,470
Low incoming performance	250	435	\$ 1,310	\$ 569,850
Grades PreK-3	357	371	\$ 1,873	\$ 694,883
ELL below Level 3	234	255	\$ 3,050	\$ 777,750
ELL Level 3 and above	122	100	\$ 1,500	\$ 150,000
SWD substantially separate	16	20	\$23,000	\$ 460,000
SWD inclusion/language	127	109	\$ 6,500	\$ 708,500

FSF Baseline

ELL Baseline	\$ -
SWD Baseline	\$ -
General Ed Baseline	\$ -

Other FSF Policies

Transition amount	\$ 161,853
Budget Exceptions	\$ -

FSF Total

	\$ 10,777,307
--	---------------

Comparison to previous year budget

Year	SY24-25	SY25-26	Projected Change
Enrollment	900	898	-2
FSF Budget	\$ 10,672,318	\$ 10,777,307	\$ 104,989
Sub Total	\$ 10,672,318	\$ 10,777,307	\$ 104,989
Supplements	\$ -	\$ -	\$ -
Total Budget	\$ 10,672,318	\$ 10,777,307	\$ 104,989
\$ per pupil	\$ 11,858	\$ 12,001	\$ 143

Note: Total budget above is not exhaustive. E.g., excludes psychologists, speech pathologists, occupational therapists, ELL and STEM lead stipends

STEM Academy		SY24-25 Staff	Required minimum	SY25-26 Budgeted Staff	Check: Sufficient Staff?	Average Salary		Average Benefits	Amount	Notes
School Year 25-26 Budget				Budget in light yellow cells					\$10,777,307	Total Allocation - All Sources
2100 Principal's Office:				Gray cells are budgeted for you					\$0	Amount remaining to budget
Principal/Coordinator	1.00	1.00	1.00	Yes	\$	145,677	\$	23,024	\$168,701	[Add notes here as needed]
Assistant Principal	3.00		3.00	Yes	\$	139,705	\$	22,368	\$486,218	[Add notes here as needed]
Administrative Assistant	2.00	1.00	2.00	Yes	\$	58,863	\$	13,475	\$144,676	[Add notes here as needed]
Subtotal	6.00	2.00	6.00						\$799,595	
Coaches:										
Math Resource Teacher	2.00	1.00	2.00	Yes	\$	98,292	\$	15,992	\$228,568	[Add notes here as needed]
Literacy Specialist	1.00		1.00	Funded by Title I						[Add notes here as needed]
Instructional Specialist	1.00		1.00	Funded by Title I						[Add notes here as needed]
Subtotal	4.00	1.00	4.00						\$228,568	
Teachers:										
Classroom Teachers										
PreSchool Teachers				Yes	\$	98,292	\$	14,362	\$0	[Add notes here as needed]
Kindergarten Teachers	4.00	4.00	4.00	Yes	\$	98,292	\$	14,362	\$450,616	[Add notes here as needed]
1st Grade Teachers	4.00	see below	4.00	see below	\$	98,292	\$	14,362	\$450,616	[Add notes here as needed]
2nd Grade Teachers	4.00	see below	4.00	see below	\$	98,292	\$	14,362	\$450,616	[Add notes here as needed]
3rd Grade Teachers	4.00	see below	4.00	see below	\$	98,292	\$	14,362	\$450,616	[Add notes here as needed]
4th Grade Teachers	4.00	see below	4.00	see below	\$	98,292	\$	14,362	\$450,616	[Add notes here as needed]
5th Grade Teachers	4.00	see below	4.00	see below	\$	98,292	\$	14,362	\$450,616	[Add notes here as needed]
6th Grade Teachers	4.00	see below	4.00	see below	\$	98,292	\$	14,362	\$450,616	[Add notes here as needed]
7th Grade Teachers	4.00	see below	4.00	see below	\$	98,292	\$	14,362	\$450,616	[Add notes here as needed]
8th Grade Teachers	4.00	see below	4.00	see below	\$	98,292	\$	14,362	\$450,616	[Add notes here as needed]
Loopers	1.00	see below	1.00	see below	\$	98,292	\$	14,362	\$112,654	[Add notes here as needed]
Subtotal: All Grade Teachers	37.00	32.00	37.00	Yes						
Allied Arts										
Art	2.00		2.00	Yes	\$	98,292	\$	14,362	\$225,308	[Add notes here as needed]
Music	3.00		3.00	Yes	\$	98,292	\$	14,362	\$337,962	[Add notes here as needed]
Physical Education	2.00	1.00	2.00	Yes	\$	98,292	\$	14,362	\$225,308	[Add notes here as needed]
Technology Ed	2.00		2.00	Yes	\$	98,292	\$	14,362	\$225,308	[Add notes here as needed]
Drama				Yes	\$	98,292	\$	14,362	\$0	[Add notes here as needed]
ITS	1.00		1.00	Yes	\$	98,292	\$	14,362	\$112,654	[Add notes here as needed]
Content Literacy				Yes	\$	98,292	\$	14,362	\$0	[Add notes here as needed]
Health	1.00		1.00	Yes	\$	98,292	\$	14,362	\$112,654	[Add notes here as needed]
Dance				Yes	\$	98,292	\$	14,362	\$0	[Add notes here as needed]
Library/Media Specialist				Yes	\$	105,594	\$	14,755	\$0	[Add notes here as needed]
Community School Manager				Yes	\$	98,292	\$	14,362	\$0	[Add notes here as needed]
All General Education Teachers	48.00	5.00	48.00						\$5,407,392	
Special Education Teachers										
Adjustment Teachers	see below				\$	98,292	\$	14,362	\$0	[Add notes here as needed]
LEAP Teachers	see below				\$	98,292	\$	14,362	\$0	[Add notes here as needed]
CSA Teachers	2.00	see below	2.00		\$	98,292	\$	14,362	\$225,308	[Add notes here as needed]
Other Special Ed Teachers	8.00	see below	8.00		\$	98,292	\$	14,362	\$901,232	[Add notes here as needed]
All Special Education Teachers	10.00	10.00	10.00							
English Language Learners Teachers										
ELL Teachers	9.00	8.00	9.00	Yes	\$	98,292	\$	14,362	\$1,013,886	[Add notes here as needed]
All Teachers	67.00	23.00	67.00						\$7,547,818	
Paraprofessionals:										
GenEd Paras										
Preschool Para				Yes	\$	38,999	\$	5,468	\$0	[Add notes here as needed]
Kindergarten Para	4.00	4.00	4.00	Yes	\$	38,999	\$	5,468	\$177,870	[Add notes here as needed]
Mainstream Paras	12.00		12.00	Yes	\$	38,999	\$	5,468	\$533,604	[Add notes here as needed]
All General Education Paras	16.00	4.00	16.00						\$711,474	

STEM Academy		SY24-25 Staff	Required minimum	SY25-26 Budgeted Staff	Check: Sufficient Staff?	Average Salary	Average Benefits	Amount	Notes
Special Education Paras									
Special Education Classroom Paras	6.00		6.00			\$ 38,999	\$ 5,593	\$267,554	[Add notes here as needed]
504 /1to1	3.00		1.00		Funded based on need				[Add notes here as needed]
English Language Learners Paras									
ELL Para	2.00		2.00		Yes	\$ 38,999	\$ 5,593	\$89,185	[Add notes here as needed]
All Paraprofessionals	27.00	4.00	25.00					\$1,068,213	
Student Support:									
Guidance Counselor	1.00	1.00	1.00		Yes	\$ 110,333	\$ 16,654	\$126,987	[Add notes here as needed]
Social Worker	3.00	1.00	3.00		Yes	\$ 111,195	\$ 16,560	\$383,266	[Add notes here as needed]
Mental Health Support Staff					Yes	\$ 99,164	\$ 16,560	\$0	[Add notes here as needed]
Behavior Support Staff					Yes	\$ 98,292	\$ 14,362	\$0	[Add notes here as needed]
Building Substitute Staff					Yes	\$ 45,000	\$ 7,098	\$0	[Add notes here as needed]
ELL Tutor	2.00		2.00		Funded by Title III				[Add notes here as needed]
Tutors (including SEL): 15 hrs/week	7.00		8.00		Funded by Title I				[Add notes here as needed]
Site Funded Tutors	9.00		6.00		Yes	\$ 30,240		\$181,440	[Add notes here as needed]
Parent Liaisons: 18 hrs/week					Yes	\$ 18,900		\$0	[Add notes here as needed]
Parent Liaison, full time	1.00		1.00		Yes	\$ 37,000	\$ 6,179	\$43,179	[Add notes here as needed]
Subtotal	23.00	1.00	21.00					\$734,872	
Facilities									
Security Guards					Yes	\$ 50,206	\$ 8,329	\$0	[Add notes here as needed]
Custodians	6.00	6.00	6.00		Funded based on need				[Add notes here as needed]
Subtotal	6.00	6.00	6.00					\$0	
Other Positions									
Other (describe in column J)	1.00		1.00		Yes	\$ 98,292	\$ 14,362	\$98,292	Reading Teacher
Other (describe in column J)	1.00		1.00		Yes	\$ 98,292	\$ 14,362	\$98,292	Math Interventionist
Subtotal			2.00					\$196,584	
Total Staffing									
All Staff	133.00		131.00					\$10,575,650	
Stipends									
Website Content Manager Stipends	\$ 2,500		1.00		Yes	\$ 2,500		\$2,500	[Add notes here as needed]
Other Lead Stipend (describe in column J);	\$ -				Yes	\$ -		\$0	[Add notes here as needed]
Other Lead Stipend (describe in column J);	\$ -				Yes	\$ -		\$0	[Add notes here as needed]
Other Lead Stipend (describe in column J);	\$ -				Yes	\$ -		\$0	[Add notes here as needed]
Total Stipends	\$ 2,500							\$2,500	
Non-Personnel									
Office Supplies	\$ -				Yes				[Add notes here as needed]
General Supplies	\$ 175,000		\$ 139,157		Yes			\$139,157	[Add notes here as needed]
Contracted Services	\$ -				Yes				[Add notes here as needed]
Professional Development	\$ 40,000		\$ 60,000		Yes			\$60,000	[Add notes here as needed]
Hardware (i.e.: Smartboards, etc.)	\$ 24,166		\$ -		Yes			\$0	[Add notes here as needed]
Software (i.e.: ST Math)	\$ -				Yes				[Add notes here as needed]
Field Trips	\$ -				Yes				[Add notes here as needed]
Other (describe in column J)					Yes				[Add notes here as needed]
Other (describe in column J)					Yes				[Add notes here as needed]
Other (describe in column J)					Yes				[Add notes here as needed]
Total Non-Personnel	\$ 239,166		\$ 199,157					\$199,157	
Total Budget									
								\$10,777,307	

Stoklosa School

School Year 25-26 Budget

Category	Students	Weight	SY25-26 Amount
<i>FSF Weights</i>	<i>SY24-25 (for reference)</i>	<i>SY25-26</i>	<i>SY25-26</i>
All students	610	586	\$ 6,550 \$ 3,838,300
Economically disadvantaged	475	416	\$ 1,873 \$ 779,168
Homeless	79	68	\$ 1,310 \$ 89,080
Low incoming performance	237	352	\$ 1,310 \$ 461,120
Grades PreK-3	0	0	\$ 1,873 \$ -
ELL below Level 3	88	107	\$ 3,050 \$ 326,350
ELL Level 3 and above	86	78	\$ 1,500 \$ 117,000
SWD substantially separate	15	10	\$ 23,000 \$ 230,000
SWD inclusion/language	92	107	\$ 6,500 \$ 695,500

FSF Baseline

ELL Baseline	\$ -
SWD Baseline	\$ -
General Ed Baseline	\$ -

Other FSF Policies

Transition amount	\$ 899,177
Budget Exceptions	\$ -

FSF Total

	\$ 7,435,695
--	--------------

Comparison to previous year budget

Year	SY24-25	SY25-26	Projected Change
Enrollment	610	586	-24
FSF Budget	\$ 7,320,035	\$ 7,435,695	\$ 115,660
Sub Total	\$ 7,320,035	\$ 7,435,695	\$ 115,660
Supplements	\$ -	\$ -	\$ -
Total Budget	\$ 7,320,035	\$ 7,435,695	\$ 115,660
\$ per pupil	\$ 12,000	\$ 12,689	\$ 689

Note: Total budget above is not exhaustive. E.g., excludes psychologists, speech pathologists, occupational therapists, ELL and STEM lead stipends

Stoklosa School		SY24-25 Staff	Required minimum	SY25-26 Budgeted Staff	Check: Sufficient Staff?	Average Salary	Average Benefits	Amount	Notes
School Year 25-26 Budget				Budget in light yellow cells				\$7,435,695	Total Allocation - All Sources
				Gray cells are budgeted for you				\$0	Amount remaining to budget
2100 Principal's Office:									
Principal/Coordinator	1.00	1.00	1.00	Yes	\$	145,677	\$	23,024	\$168,701 [Add notes here as needed]
Assistant Principal	2.00		2.00	Yes	\$	139,705	\$	22,368	\$324,145 [Add notes here as needed]
Administrative Assistant	1.00	1.00	1.00	Yes	\$	58,863	\$	13,475	\$72,338 [Add notes here as needed]
Subtotal	4.00	2.00	4.00					\$565,185	
Coaches:									
Math Resource Teacher	1.00	1.00	1.00	Yes	\$	98,292	\$	15,992	\$114,284 [Add notes here as needed]
Literacy Specialist									Contact Finance before adding
Instructional Specialist	1.00		1.00	Funded by Title I					[Add notes here as needed]
Subtotal	2.00	1.00	2.00					\$114,284	
Teachers:									
Classroom Teachers									
PreSchool Teachers				Yes	\$	98,292	\$	14,362	\$0 [Add notes here as needed]
Kindergarten Teachers				Yes	\$	98,292	\$	14,362	\$0 [Add notes here as needed]
1st Grade Teachers	see below		see below	see below	\$	98,292	\$	14,362	\$0 [Add notes here as needed]
2nd Grade Teachers	see below		see below	see below	\$	98,292	\$	14,362	\$0 [Add notes here as needed]
3rd Grade Teachers	see below		see below	see below	\$	98,292	\$	14,362	\$0 [Add notes here as needed]
4th Grade Teachers	see below		see below	see below	\$	98,292	\$	14,362	\$0 [Add notes here as needed]
5th Grade Teachers	6.00	see below	6.00	see below	\$	98,292	\$	14,362	\$675,924 [Add notes here as needed]
6th Grade Teachers	6.00	see below	6.00	see below	\$	98,292	\$	14,362	\$675,924 [Add notes here as needed]
7th Grade Teachers	6.00	see below	6.00	see below	\$	98,292	\$	14,362	\$675,924 [Add notes here as needed]
8th Grade Teachers	6.00	see below	6.00	see below	\$	98,292	\$	14,362	\$675,924 [Add notes here as needed]
Loopers	6.00	see below	8.00	see below	\$	98,292	\$	14,362	\$901,232 Science/SS Looper/Deleted AA Tech/Reading
Subtotal: All Grade Teachers	30.00	23.00	32.00	Yes					
Allied Arts									
Art	1.00		1.00	Yes	\$	98,292	\$	14,362	\$112,654 [Add notes here as needed]
Music	1.00		1.00	Yes	\$	98,292	\$	14,362	\$112,654 [Add notes here as needed]
Physical Education	2.00	1.00	2.00	Yes	\$	98,292	\$	14,362	\$225,308 [Add notes here as needed]
Technology Ed	1.00		0.00	Yes	\$	98,292	\$	14,362	\$0 [Add notes here as needed]
Drama				Yes	\$	98,292	\$	14,362	\$0 [Add notes here as needed]
ITS	1.00		1.00	Yes	\$	98,292	\$	14,362	\$112,654 [Add notes here as needed]
Content Literacy				Yes	\$	98,292	\$	14,362	\$0 [Add notes here as needed]
Health	1.00		1.00	Yes	\$	98,292	\$	14,362	\$112,654 [Add notes here as needed]
Dance				Yes	\$	98,292	\$	14,362	\$0 [Add notes here as needed]
Library/Media Specialist				Yes	\$	105,594	\$	14,755	\$0 [Add notes here as needed]
Community School Manager				Yes	\$	98,292	\$	14,362	\$0 [Add notes here as needed]
All General Education Teachers	37.00	1.00	38.00					\$4,280,852	
Special Education Teachers									
Adjustment Teachers	2.00	see below	2.00		\$	98,292	\$	14,362	\$225,308 [Add notes here as needed]
LEAP Teachers		see below			\$	98,292	\$	14,362	\$0 [Add notes here as needed]
CSA Teachers		see below			\$	98,292	\$	14,362	\$0 [Add notes here as needed]
Other Special Ed Teachers	6.00	see below	6.00		\$	98,292	\$	14,362	\$675,924 [Add notes here as needed]
All Special Education Teachers	8.00	8.00	8.00						
English Language Learners Teachers									
ELL Teachers	4.00	4.00	4.00	Yes	\$	98,292	\$	14,362	\$450,616 [Add notes here as needed]
All Teachers	49.00	13.00	50.00					\$5,632,700	
Paraprofessionals:									
GenEd Paras									
Preschool Para				Yes	\$	38,999	\$	5,468	\$0 [Add notes here as needed]
Kindergarten Para				Yes	\$	38,999	\$	5,468	\$0 [Add notes here as needed]
Mainstream Paras	8.00		5.00	Yes	\$	38,999	\$	5,468	\$222,335 [Add notes here as needed]
All General Education Paras	8.00	0.00	5.00					\$222,335	
Special Education Paras									
Special Education Classroom Paras	5.00		5.00		\$	38,999	\$	5,593	\$222,962 [Add notes here as needed]
504 /1to1	1.00		1.00	Funded based on need					[Add notes here as needed]
English Language Learners Paras									
ELL Para	1.00		1.00	Yes	\$	38,999	\$	5,593	\$44,592 [Add notes here as needed]

<u>Stoklosa School</u>	SY24-25 Staff	Required minimum	SY25-26 Budgeted Staff	Check: Sufficient Staff?	Average Salary	Average Benefits	Amount	Notes
All Paraprofessionals	15.00	0.00	12.00				\$489,889	
Student Support:								
Guidance Counselor	1.00	1.00	1.00	Yes	\$ 110,333	\$ 16,654	\$126,987	[Add notes here as needed]
Social Worker	2.00	1.00	2.00	Yes	\$ 111,195	\$ 16,560	\$255,511	[Add notes here as needed]
Mental Health Support Staff				Yes	\$ 99,164	\$ 16,560	\$0	[Add notes here as needed]
Behavior Support Staff				Yes	\$ 98,292	\$ 14,362	\$0	[Add notes here as needed]
Building Substitute Staff			1.00	Yes	\$ 45,000	\$ 7,098	\$52,098	Adding here for FMLA/-1 para
ELL Tutor			1.00	Funded by Title III				[Add notes here as needed]
Tutors (including SEL): 15 hrs/week	1.00		7.00	Funded by Title I				[Add notes here as needed]
Parent Liaison: part time				Yes	\$ 18,900		\$0	[Add notes here as needed]
Parent Liaison, full time	0.70		0.70	Yes	\$ 37,000	\$ 6,179	\$30,225	[Add notes here as needed]
Subtotal	4.70	1.00	12.70				\$464,821	
Facilities								
Security Guards				Yes	\$ 50,206	\$ 8,329	\$0	[Add notes here as needed]
Custodians	4.00	4.00	4.00	Funded based on need				[Add notes here as needed]
Subtotal	4.00	4.00	4.00				\$0	
Other Positions								
Other (describe in column J)	1.00		0.00	Contact Finance Office for Salary Information	\$ 98,292	\$ 14,362	\$0	Reading Intervention
Other (describe in column J)	1.00		1.00	Contact Finance Office for Salary Information	\$ 98,292	\$ 14,362	\$112,654	Math intervention
Subtotal			1.00				\$112,654	
Total Staffing								
All Staff	78.70		85.70				\$7,379,533	
Stipends								
Website Content Manager Stipends	\$ 2,500		0.00	Yes	\$ 2,500.00		\$0	[Add notes here as needed]
Other Lead Stipend (describe in column J);	\$ -			Yes	\$ -		\$0	[Add notes here as needed]
Other Lead Stipend (describe in column J);	\$ -			Yes	\$ -		\$0	[Add notes here as needed]
Other Lead Stipend (describe in column J);	\$ -			Yes	\$ -		\$0	[Add notes here as needed]
Total Stipends	\$ 2,500						\$0	
Non-Personnel								
Office Supplies	\$ -			Yes				[Add notes here as needed]
General Supplies	\$ 31,053		\$ 25,922	Yes			\$25,922	[Add notes here as needed]
Contracted Services	\$ -			Yes				[Add notes here as needed]
Professional Development	\$ 30,240		\$ 30,240	Yes			\$30,240	[Add notes here as needed]
Hardware (i.e.: Smartboards, etc.)	\$ -			Yes				[Add notes here as needed]
Software (i.e.: ST Math)	\$ -			Yes				[Add notes here as needed]
Field Trips	\$ -			Yes				[Add notes here as needed]
Other (describe in column J)								[Add notes here as needed]
Other (describe in column J)								[Add notes here as needed]
Other (describe in column J)								[Add notes here as needed]
Total Non-Personnel	\$ 61,293		\$ 56,162				\$56,162	
Total Budget								
							\$7,435,695	

Sullivan School

School Year 25-26 Budget

Category	Students	Weight	SY25-26 Amount
<i>FSF Weights</i>	<i>SY24-25 (for reference)</i>	<i>SY25-26</i>	<i>SY25-26</i>
All students	621	651	\$ 6,550 \$ 4,264,050
Economically disadvantaged	402	462	\$ 1,873 \$ 865,326
Homeless	52	78	\$ 1,310 \$ 102,180
Low incoming performance	245	518	\$ 1,310 \$ 678,580
Grades PreK-3	0	0	\$ 1,873 \$ -
ELL below Level 3	131	118	\$ 3,050 \$ 359,900
ELL Level 3 and above	92	98	\$ 1,500 \$ 147,000
SWD substantially separate	34	39	\$ 23,000 \$ 897,000
SWD inclusion/language	127	87	\$ 6,500 \$ 565,500

FSF Baseline

ELL Baseline	\$ -
SWD Baseline	\$ -
General Ed Baseline	\$ -

Other FSF Policies

Transition amount	\$ (17,401)
Budget Exceptions	\$ -

FSF Total

	\$ 7,862,135
--	--------------

Comparison to previous year budget

Year	SY24-25	SY25-26	Projected Change
Enrollment	621	651	30
FSF Budget	\$ 7,681,225	\$ 7,862,135	\$ 180,910
Sub Total	\$ 7,681,225	\$ 7,862,135	\$ 180,910
Supplements	\$ -	\$ -	\$ -
Total Budget	\$ 7,681,225	\$ 7,862,135	\$ 180,910
\$ per pupil	\$ 12,369	\$ 12,077	\$ (292)

Note: Total budget above is not exhaustive. E.g., excludes psychologists, speech pathologists, occupational therapists, ELL and STEM lead stipends

Sullivan School	SY24-25 Staff	Required minimum	SY25-26 Budgeted Staff	Check: Sufficient Staff?	Average Salary	Average Benefits	Amount	Notes		
School Year 25-26 Budget			Budget in light yellow cells				\$7,862,135	Total Allocation - All Sources		
			Gray cells are budgeted for you				\$0	Amount remaining to budget		
2100 Principal's Office:										
Principal/Coordinator	1.00	1.00	1.00	Yes	\$	145,677	\$	23,024	\$168,701	[Add notes here as needed]
Assistant Principal	2.00		2.00	Yes	\$	139,705	\$	22,368	\$324,145	[Add notes here as needed]
Administrative Assistant	1.00	1.00	1.00	Yes	\$	58,863	\$	13,475	\$72,338	[Add notes here as needed]
Subtotal	4.00	2.00	4.00						\$565,185	
Coaches:										
Math Resource Teacher	1.00	1.00	1.00	Yes	\$	98,292	\$	15,992	\$114,284	[Add notes here as needed]
Literacy Specialist										Contact Finance before adding
Instructional Specialist	2.00		2.00		\$	114,407	\$	19,106	\$133,513	1 Funded by Title I, second funded locally
Subtotal	3.00	1.00	3.00						\$247,797	
Teachers:										
Classroom Teachers										
PreSchool Teachers				Yes	\$	98,292	\$	14,362	\$0	[Add notes here as needed]
Kindergarten Teachers				Yes	\$	98,292	\$	14,362	\$0	[Add notes here as needed]
1st Grade Teachers	see below			see below	\$	98,292	\$	14,362	\$0	[Add notes here as needed]
2nd Grade Teachers	see below			see below	\$	98,292	\$	14,362	\$0	[Add notes here as needed]
3rd Grade Teachers	see below			see below	\$	98,292	\$	14,362	\$0	[Add notes here as needed]
4th Grade Teachers	see below			see below	\$	98,292	\$	14,362	\$0	[Add notes here as needed]
5th Grade Teachers	6.00	see below	6.00	see below	\$	98,292	\$	14,362	\$675,924	[Add notes here as needed]
6th Grade Teachers	6.00	see below	6.00	see below	\$	98,292	\$	14,362	\$675,924	[Add notes here as needed]
7th Grade Teachers	6.00	see below	6.00	see below	\$	98,292	\$	14,362	\$675,924	[Add notes here as needed]
8th Grade Teachers	6.00	see below	6.00	see below	\$	98,292	\$	14,362	\$675,924	[Add notes here as needed]
Loopers	5.00	see below	5.00	see below	\$	98,292	\$	14,362	\$563,270	[Add notes here as needed]
Subtotal: All Grade Teachers	29.00	26.00	29.00	Yes						
Allied Arts										
Art	1.00		1.00	Yes	\$	98,292	\$	14,362	\$112,654	[Add notes here as needed]
Music	1.00		1.00	Yes	\$	98,292	\$	14,362	\$112,654	[Add notes here as needed]
Physical Education	2.00	1.00	2.00	Yes	\$	98,292	\$	14,362	\$225,308	[Add notes here as needed]
Technology Ed				Yes	\$	98,292	\$	14,362	\$0	[Add notes here as needed]
Drama				Yes	\$	98,292	\$	14,362	\$0	[Add notes here as needed]
ITS				Yes	\$	98,292	\$	14,362	\$0	[Add notes here as needed]
Content Literacy				Yes	\$	98,292	\$	14,362	\$0	[Add notes here as needed]
Health	1.00		1.00	Yes	\$	98,292	\$	14,362	\$112,654	[Add notes here as needed]
Dance				Yes	\$	98,292	\$	14,362	\$0	[Add notes here as needed]
Library/Media Specialist				Yes	\$	105,594	\$	14,755	\$0	[Add notes here as needed]
Community School Manager	1.00		1.00	Yes	\$	98,292	\$	14,362	\$112,654	[Add notes here as needed]
All General Education Teachers	35.00	1.00	35.00						\$3,942,890	
Special Education Teachers										
Adjustment Teachers	2.00	see below	2.00		\$	98,292	\$	14,362	\$225,308	[Add notes here as needed]
LEAP Teachers		see below			\$	98,292	\$	14,362	\$0	[Add notes here as needed]
CSA Teachers	2.00	see below	2.00		\$	98,292	\$	14,362	\$225,308	[Add notes here as needed]
Other Special Ed Teachers	7.00	see below	7.00		\$	98,292	\$	14,362	\$788,578	[Add notes here as needed]
All Special Education Teachers	11.00	9.00	11.00							
English Language Learners Teachers										
ELL Teachers	5.00	5.00	5.00	Yes	\$	98,292	\$	14,362	\$563,270	[Add notes here as needed]
All Teachers	51.00	15.00	51.00						\$5,745,354	
Paraprofessionals:										
GenEd Paras										
Preschool Para				Yes	\$	38,999	\$	5,468	\$0	[Add notes here as needed]
Kindergarten Para				Yes	\$	38,999	\$	5,468	\$0	[Add notes here as needed]
Mainstream Paras	4.00	4.00	4.00	Yes	\$	38,999	\$	5,468	\$177,868	[Add notes here as needed]
All General Education Paras	4.00	4.00	4.00						\$177,868	
Special Education Paras										
Special Education Classroom Paras	8.00		8.00		\$	38,999	\$	5,593	\$356,739	[Add notes here as needed]
504 /1to1				Funded based on need						[Add notes here as needed]

Sullivan School		SY24-25 Staff	Required minimum	SY25-26 Budgeted Staff	Check: Sufficient Staff?	Average Salary	Average Benefits	Amount	Notes
English Language Learners Paras									
	ELL Para	4.00		4.00	Yes	\$ 38,999	\$ 5,593	\$178,370	[Add notes here as needed]
All Paraprofessionals		16.00	4.00	16.00				\$712,977	
Student Support:									
	Guidance Counselor	1.00	1.00	1.00	Yes	\$ 110,333	\$ 16,654	\$126,987	[Add notes here as needed]
	Social Worker	2.00	1.00	2.00	Yes	\$ 111,195	\$ 16,560	\$255,511	[Add notes here as needed]
	Mental Health Support Staff	1.00		1.00	Yes	\$ 99,164	\$ 16,560	\$115,724	[Add notes here as needed]
	Behavior Support Staff	1.00			Yes	\$ 98,292	\$ 14,362	\$0	[Add notes here as needed]
	Building Substitute Staff				Yes	\$ 45,000	\$ 7,098	\$0	[Add notes here as needed]
	ELL Tutor	1.00		1.00	Funded by Title III				[Add notes here as needed]
	Tutors (including SEL): 15 hrs/week			7.00	Funded by Title I				[Add notes here as needed]
	Parent Liaison: part time	1.00		1.00	Yes	\$ 18,900		\$18,900	[Add notes here as needed]
	Parent Liaison: full time				Yes	\$ 37,000	\$ 6,179	\$0	[Add notes here as needed]
Subtotal		7.00	1.00	13.00				\$517,122	
Facilities									
	Security Guards				Yes	\$ 50,206	\$ 8,329	\$0	[Add notes here as needed]
	Custodians	4.00	4.00	4.00	Funded based on need				[Add notes here as needed]
Subtotal		4.00	4.00	4.00				\$0	
Other Positions									
	Other (describe in column J)				Yes				[Add notes here as needed]
	Other (describe in column J)				Yes				[Add notes here as needed]
Subtotal		0.00		0.00				\$0	
Total Staffing									
All Staff		85.00		91.00				\$7,788,434	
Stipends									
	Website Content Manager Stipends	\$ -		1.00	Yes	\$ 2,500.00		\$2,500	[Add notes here as needed]
	Other Lead Stipend (describe in column J);	\$ -			Yes	\$ -		\$0	[Add notes here as needed]
	Other Lead Stipend (describe in column J);	\$ -			Yes	\$ -		\$0	[Add notes here as needed]
	Other Lead Stipend (describe in column J);	\$ -			Yes	\$ -		\$0	[Add notes here as needed]
Total Stipends		\$ -						\$2,500	
Non-Personnel									
	Office Supplies	\$ 20,000		\$ 21,201	Yes			\$21,201	[Add notes here as needed]
	General Supplies	\$ 28,701		\$ 25,000	Yes			\$25,000	[Add notes here as needed]
	Contracted Services	\$ -			Yes				[Add notes here as needed]
	Professional Development	\$ 25,000		\$ 25,000	Yes			\$25,000	[Add notes here as needed]
	Hardware (i.e.: Smartboards, etc.)	\$ -			Yes				[Add notes here as needed]
	Software (i.e.: ST Math)	\$ -			Yes				[Add notes here as needed]
	Field Trips	\$ -			Yes				[Add notes here as needed]
	Other (describe in column J)				Yes				[Add notes here as needed]
	Other (describe in column J)				Yes				[Add notes here as needed]
	Other (describe in column J)				Yes				[Add notes here as needed]
Total Non-Personnel		\$ 73,701		\$ 71,201				\$71,201	
Total Budget									
								\$7,862,135	

Wang School

School Year 25-26 Budget

Category	Students	Weight	SY25-26 Amount
<i>FSF Weights</i>	<i>SY24-25 (for reference)</i>	<i>SY25-26</i>	<i>SY25-26</i>
All students	672	684	\$ 6,550 \$ 4,480,200
Economically disadvantaged	429	472	\$ 1,873 \$ 884,056
Homeless	67	53	\$ 1,310 \$ 69,430
Low incoming performance	222	447	\$ 1,310 \$ 585,570
Grades PreK-3	0	0	\$ 1,873 \$ -
ELL below Level 3	75	88	\$ 3,050 \$ 268,400
ELL Level 3 and above	82	79	\$ 1,500 \$ 118,500
SWD substantially separate	14	14	\$ 23,000 \$ 322,000
SWD inclusion/language	125	103	\$ 6,500 \$ 669,500

FSF Baseline

ELL Baseline	\$ -
SWD Baseline	\$ -
General Ed Baseline	\$ -

Other FSF Policies

Transition amount	\$ (83,704)
Budget Exceptions	\$ -

FSF Total

	\$ 7,313,952
--	--------------

Comparison to previous year budget

Year	SY24-25	SY25-26	Projected Change
Enrollment	672	684	12
FSF Budget	\$ 7,182,457	\$ 7,313,952	\$ 131,495
Sub Total	\$ 7,182,457	\$ 7,313,952	\$ 131,495
Supplements	\$ -	\$ -	\$ -
Total Budget	\$ 7,182,457	\$ 7,313,952	\$ 131,495
\$ per pupil	\$ 10,688	\$ 10,693	\$ 5

Note: Total budget above is not exhaustive. E.g., excludes psychologists, speech pathologists, occupational therapists, ELL and STEM lead stipends

Wang School		SY24-25 Staff	Required minimum	SY25-26 Budgeted Staff	Check: Sufficient Staff?	Average Salary	Average Benefits	Amount	Notes
School Year 25-26 Budget				Budget in light yellow cells				\$7,313,952	Total Allocation - All Sources
				Gray cells are budgeted for you				\$0	Amount remaining to budget
2100 Principal's Office:									
Principal/Coordinator	1.00	1.00	1.00	Yes	\$	145,677	\$	23,024	\$168,701 [Add notes here as needed]
Assistant Principal	2.00		2.00	Yes	\$	139,705	\$	22,368	\$324,145 [Add notes here as needed]
Administrative Assistant	1.00	1.00	1.00	Yes	\$	58,863	\$	13,475	\$144,676 [Add notes here as needed]
Subtotal	4.00	2.00	4.00					\$637,522	
Coaches:									
Math Resource Teacher	1.00	1.00	1.00	Yes	\$	98,292	\$	15,992	\$114,284 [Add notes here as needed]
Literacy Specialist									Contact Finance before adding
Instructional Specialist	1.00		1.00						Funded by Title I
Subtotal	2.00	1.00	2.00					\$114,284	
Teachers:									
Classroom Teachers									
PreSchool Teachers				Yes	\$	98,292	\$	14,362	\$0 [Add notes here as needed]
Kindergarten Teachers				Yes	\$	98,292	\$	14,362	\$0 [Add notes here as needed]
1st Grade Teachers	see below			see below	\$	98,292	\$	14,362	\$0 [Add notes here as needed]
2nd Grade Teachers	see below			see below	\$	98,292	\$	14,362	\$0 [Add notes here as needed]
3rd Grade Teachers	see below			see below	\$	98,292	\$	14,362	\$0 [Add notes here as needed]
4th Grade Teachers	see below			see below	\$	98,292	\$	14,362	\$0 [Add notes here as needed]
5th Grade Teachers	6.00	see below	6.00	see below	\$	98,292	\$	14,362	\$675,924 [Add notes here as needed]
6th Grade Teachers	6.00	see below	6.00	see below	\$	98,292	\$	14,362	\$675,924 [Add notes here as needed]
7th Grade Teachers	6.00	see below	6.00	see below	\$	98,292	\$	14,362	\$675,924 [Add notes here as needed]
8th Grade Teachers	6.00	see below	6.00	see below	\$	98,292	\$	14,362	\$675,924 [Add notes here as needed]
Loopers	1.00	see below	4.00	see below	\$	98,292	\$	14,362	\$450,616 added loopers to meet needs of new schedule
Subtotal: All Grade Teachers	25.00	25.00	28.00	Yes					
Allied Arts									
Art	2.00		2.00	Yes	\$	98,292	\$	14,362	\$225,308 [Add notes here as needed]
Music	2.00		2.00	Yes	\$	98,292	\$	14,362	\$225,308 [Add notes here as needed]
Physical Education	2.00	1.00	2.00	Yes	\$	98,292	\$	14,362	\$225,308 [Add notes here as needed]
Technology Ed				Yes	\$	98,292	\$	14,362	\$0 [Add notes here as needed]
Drama				Yes	\$	98,292	\$	14,362	\$0 [Add notes here as needed]
ITS	1.00			Yes	\$	98,292	\$	14,362	\$0 [Add notes here as needed]
Content Literacy				Yes	\$	98,292	\$	14,362	\$0 [Add notes here as needed]
Health			1.00	Yes	\$	98,292	\$	14,362	\$112,654 [Add notes here as needed]
Dance				Yes	\$	98,292	\$	14,362	\$0 [Add notes here as needed]
Library/Media Specialist	1.00		1.00	Yes	\$	105,594	\$	14,755	\$120,349 [Add notes here as needed]
Community School Manager				Yes	\$	98,292	\$	14,362	\$0 [Add notes here as needed]
All General Education Teachers	33.00	1.00	36.00					\$4,063,239	
Special Education Teachers									
Adjustment Teachers	2.00	see below	2.00		\$	98,292	\$	14,362	\$225,308 [Add notes here as needed]
LEAP Teachers		see below			\$	98,292	\$	14,362	\$0 [Add notes here as needed]
CSA Teachers		see below			\$	98,292	\$	14,362	\$0 [Add notes here as needed]
Other Special Ed Teachers	7.00	see below	7.00		\$	98,292	\$	14,362	\$788,578 [Add notes here as needed]
All Special Education Teachers	9.00	9.00	9.00						
English Language Learners Teachers									
ELL Teachers	4.00	4.00	4.00	Yes	\$	98,292	\$	14,362	\$450,616 [Add notes here as needed]
All Teachers	46.00	14.00	49.00					\$5,527,741	
Paraprofessionals:									
GenEd Paras									
Preschool Para				Yes	\$	38,999	\$	5,468	\$0 [Add notes here as needed]
Kindergarten Para				Yes	\$	38,999	\$	5,468	\$0 [Add notes here as needed]
Mainstream Paras	7.00		5.00	Yes	\$	38,999	\$	5,468	\$222,335 [Add notes here as needed]
All General Education Paras	7.00	0.0	5.00					\$222,335	
Special Education Paras									
Special Education Classroom Paras	4.00		4.00		\$	38,999	\$	5,593	\$178,370 [Add notes here as needed]
504 /1to1	1.00		1.00	Funded based on need					[Add notes here as needed]
English Language Learners Paras									
ELL Para	1.00			Yes	\$	38,999	\$	5,593	\$0 [Add notes here as needed]

Wang School	SY24-25 Staff	Required minimum	SY25-26 Budgeted Staff	Check: Sufficient Staff?	Average Salary	Average Benefits	Amount	Notes
All Paraprofessionals	13.00	0.00	10.00				\$400,705	
Student Support:								
Guidance Counselor	2.00		2.00	Yes	\$ 110,333	\$ 16,654	\$253,975	[Add notes here as needed]
Social Worker	2.00	1.00	2.00	Yes	\$ 111,195	\$ 16,560	\$255,511	[Add notes here as needed]
Mental Health Support Staff				Yes	\$ 99,164	\$ 16,560	\$0	[Add notes here as needed]
Behavior Support Staff				Yes	\$ 98,292	\$ 14,362	\$0	[Add notes here as needed]
Building Substitute Staff				Yes	\$ 45,000	\$ 7,098	\$0	[Add notes here as needed]
ELL Tutor			1.00	Funded by Title III				[Add notes here as needed]
Tutors (including SEL): 15 hrs/week	4.00		7.00	Funded by Title I				[Add notes here as needed]
Parent Liaisons: 18 hrs/week				Yes	\$ 18,900		\$0	[Add notes here as needed]
Parent Liaison, full time	1.00		1.00	Yes	\$ 37,000	\$ 6,179	\$43,179	[Add notes here as needed]
Subtotal	9.00	0.00	13.00				\$552,665	
Facilities								
Security Guards				Yes	\$ 50,206	\$ 8,329	\$0	[Add notes here as needed]
Custodians	4.00	4.00	4.00	Funded based on need				[Add notes here as needed]
Subtotal	4.00	4.00	4.00				\$0	
Other Positions								
Other (describe in column J)	2.00			Yes	\$ 98,292	\$ 14,362	\$0	[Add notes here as needed]
Other (describe in column J)	n/a			Yes			\$0	[Add notes here as needed]
Subtotal	2.00		0.00				\$0	
Total Staffing								
All Staff	80.00		82.00				\$7,232,917	
Stipends								
Website Content Manager Stipends	\$ 2,500			Yes	\$ 2,500.00		\$0	[Add notes here as needed]
Other Lead Stipend (describe in column J);	\$ -			Yes	\$ -		\$0	[Add notes here as needed]
Other Lead Stipend (describe in column J);	\$ -			Yes	\$ -		\$0	[Add notes here as needed]
Other Lead Stipend (describe in column J);	\$ -			Yes	\$ -		\$0	[Add notes here as needed]
Total Stipends	\$ 2,500						\$0	
Non-Personnel								
Office Supplies	\$ 24,000			Yes				[Add notes here as needed]
General Supplies	\$ 70,000	\$ 40,000		Yes			\$40,000	[Add notes here as needed]
Contracted Services	\$ 10,000			Yes				[Add notes here as needed]
Professional Development	\$ 31,297	\$ 31,035		Yes			\$31,035	[Add notes here as needed]
Hardware (i.e.: Smartboards, etc.)	\$ 70,000	\$ 10,000		Yes			\$10,000	[Add notes here as needed]
Software (i.e.: ST Math)	\$ -			Yes				[Add notes here as needed]
Field Trips	\$ -			Yes				[Add notes here as needed]
Other (describe in column J)				Yes				[Add notes here as needed]
Other (describe in column J)				Yes				[Add notes here as needed]
Other (describe in column J)				Yes				[Add notes here as needed]
Total Non-Personnel	\$ 205,297	\$ 81,035					\$81,035	
Total Budget								
							\$7,313,952	

Washington School

School Year 25-26 Budget

Category		Students	Weight	SY25-26 Amount
<i>FSF Weights</i>	<i>SY24-25 (for reference)</i>	<i>SY25-26</i>	<i>SY25-26</i>	
All students	242	258	\$ 6,550	\$ 1,689,900
Economically disadvantaged	58	178	\$ 1,873	\$ 333,394
Homeless	12	24	\$ 1,310	\$ 31,440
Low incoming performance	146	47	\$ 1,310	\$ 61,570
Grades PreK-3	196	210	\$ 1,873	\$ 393,330
ELL below Level 3	74	65	\$ 3,050	\$ 198,250
ELL Level 3 and above	44	26	\$ 1,500	\$ 39,000
SWD substantially separate	34	31	\$23,000	\$ 713,000
SWD inclusion/language	36	30	\$ 6,500	\$ 195,000

FSF Baseline

ELL Baseline	\$ -
SWD Baseline	\$ -
General Ed Baseline	\$ -

Other FSF Policies

Transition amount	\$ 91,758
Budget Exceptions	\$ -

FSF Total

	\$ 3,746,642
--	--------------

Comparison to previous year budget

Year	SY24-25	SY25-26	Projected Change
Enrollment	242	258	16
FSF Budget	\$ 3,686,004	\$ 3,746,642	\$ 60,638
Sub Total	\$ 3,686,004	\$ 3,746,642	\$ 60,638
Supplements	\$ -	\$ -	\$ -
Total Budget	\$ 3,686,004	\$ 3,746,642	\$ 60,638
\$ per pupil	\$ 15,231	\$ 14,522	\$ (710)

Note: Total budget above is not exhaustive. E.g., excludes psychologists, speech pathologists, occupational therapists, ELL and STEM lead stipends

Washington School		SY24-25 Staff	Required minimum	SY25-26 Budgeted Staff	Check: Sufficient Staff?	Average Salary	Average Benefits	Amount	Notes
School Year 25-26 Budget				Budget in light yellow cells				\$3,746,642	Total Allocation - All Sources
				Gray cells are budgeted for you				(\$0)	Amount remaining to budget
2100 Principal's Office:									
Principal/Coordinator	1.00	1.00	1.00	Yes	\$	145,677	\$	23,024	\$168,701 [Add notes here as needed]
Assistant Principal				Yes	\$	139,705	\$	22,368	\$0 [Add notes here as needed]
Administrative Assistant	1.00	1.00	1.00	Yes	\$	58,863	\$	13,475	\$72,338 [Add notes here as needed]
Subtotal	2.00	2.00	2.00						\$241,039
Coaches:									
Math Resource Teacher	1.00	0.50	1.00	Yes	\$	98,292	\$	15,992	\$114,284 [Add notes here as needed]
Literacy Specialist	1.00		1.00						Funded by Title I
Instructional Specialist									Contact Finance before adding
Subtotal	2.00	0.50	2.00						\$114,284
Teachers:									
Classroom Teachers									
PreSchool Teachers	1.00	1.00	1.00	Yes	\$	98,292	\$	14,362	\$112,654 [Add notes here as needed]
Kindergarten Teachers	2.00	2.00	2.00	Yes	\$	98,292	\$	14,362	\$225,308 [Add notes here as needed]
1st Grade Teachers	2.00	see below	2.00	see below	\$	98,292	\$	14,362	\$225,308 [Add notes here as needed]
2nd Grade Teachers	2.00	see below	2.00	see below	\$	98,292	\$	14,362	\$225,308 [Add notes here as needed]
3rd Grade Teachers	2.00	see below	2.00	see below	\$	98,292	\$	14,362	\$225,308 [Add notes here as needed]
4th Grade Teachers	2.00	see below	2.00	see below	\$	98,292	\$	14,362	\$225,308 [Add notes here as needed]
5th Grade Teachers		see below		see below	\$	98,292	\$	14,362	\$0 [Add notes here as needed]
6th Grade Teachers		see below		see below	\$	98,292	\$	14,362	\$0 [Add notes here as needed]
7th Grade Teachers		see below		see below	\$	98,292	\$	14,362	\$0 [Add notes here as needed]
8th Grade Teachers		see below		see below	\$	98,292	\$	14,362	\$0 [Add notes here as needed]
Loopers		see below		see below	\$	98,292	\$	14,362	\$0 [Add notes here as needed]
Subtotal: All Grade Teachers	11.00	7.00	11.00	Yes					
Allied Arts									
Art	0.80		0.80	Yes	\$	98,292	\$	14,362	\$90,123 [Add notes here as needed]
Music	0.90		0.90	Yes	\$	98,292	\$	14,362	\$101,389 [Add notes here as needed]
Physical Education	1.00	1.00	1.00	Yes	\$	98,292	\$	14,362	\$112,654 [Add notes here as needed]
Technology Ed				Yes	\$	98,292	\$	14,362	\$0 [Add notes here as needed]
Drama				Yes	\$	98,292	\$	14,362	\$0 [Add notes here as needed]
ITS				Yes	\$	98,292	\$	14,362	\$0 [Add notes here as needed]
Content Literacy	1.00		1.00	Yes	\$	98,292	\$	14,362	\$112,654 [Add notes here as needed]
Health				Yes	\$	98,292	\$	14,362	\$0 [Add notes here as needed]
Dance				Yes	\$	98,292	\$	14,362	\$0 [Add notes here as needed]
Library/Media Specialist				Yes	\$	105,594	\$	14,755	\$0 [Add notes here as needed]
Community School Manager				Yes	\$	98,292	\$	14,362	\$0 [Add notes here as needed]
All General Education Teachers	14.70	4.00	14.70						\$1,656,014
Special Education Teachers									
Adjustment Teachers		see below			\$	98,292	\$	14,362	\$0 [Add notes here as needed]
LEAP Teachers		see below			\$	98,292	\$	14,362	\$0 [Add notes here as needed]
CSA Teachers	3.00	see below	3.00		\$	98,292	\$	14,362	\$337,962 [Add notes here as needed]
Other Special Ed Teachers	2.00	see below	2.00		\$	98,292	\$	14,362	\$225,308 [Add notes here as needed]
All Special Education Teachers	5.00	5.00	5.00						
English Language Learners Teachers									
ELL Teachers	3.00	3.00	3.00	Yes	\$	98,292	\$	14,362	\$337,962 [Add notes here as needed]
All Teachers	22.70	12.00	22.70						\$2,557,246
Paraprofessionals:									
GenEd Paras									
Preschool Para	1.00	1.00	1.00	Yes	\$	38,999	\$	5,468	\$44,467 [Add notes here as needed]
Kindergarten Para	2.00	2.00	2.00	Yes	\$	38,999	\$	5,468	\$88,935 [Add notes here as needed]
Mainstream Paras	2.00		2.00	Yes	\$	38,999	\$	5,468	\$88,934 [Add notes here as needed]

Washington School		SY24-25 Staff	Required minimum	SY25-26 Budgeted Staff	Check: Sufficient Staff?	Average Salary	Average Benefits	Amount	Notes
School Year 25-26 Budget				Budget in light yellow cells				\$3,746,642	Total Allocation - All Sources
				Gray cells are budgeted for you				(\$0)	Amount remaining to budget
All General Education Paras		5.00	3.00	5.00				\$222,336	
Special Education Paras									
Special Education Classroom Paras	9.00			9.00		\$ 38,999	\$ 5,593	\$401,331	[Add notes here as needed]
504 /1to1					Funded based on need				[Add notes here as needed]
English Language Learners Paras									
ELL Para	1.00			1.00	Yes	\$ 38,999	\$ 5,593	\$44,592	[Add notes here as needed]
All Paraprofessionals		15.00	3.00	15.00				\$668,260	
Student Support:									
Guidance Counselor					Yes	\$ 110,333	\$ 16,654	\$0	[Add notes here as needed]
Social Worker	1.00	0.50		1.00	Yes	\$ 111,195	\$ 16,560	\$127,755	[Add notes here as needed]
Mental Health Support Staff					Yes	\$ 99,164	\$ 16,560	\$0	[Add notes here as needed]
Behavior Support Staff					Yes	\$ 98,292	\$ 14,362	\$0	[Add notes here as needed]
Building Substitute Staff					Yes	\$ 45,000	\$ 7,098	\$0	[Add notes here as needed]
ELL Tutor									Contact Finance before adding
Tutors (including SEL): 15 hrs/week	3.00			3.00	Funded by Title I				[Add notes here as needed]
Parent Liaison: part time					Yes	\$ 18,900		\$0	[Add notes here as needed]
Parent Liaison: full time					Yes	\$ 37,000	\$ 6,179	\$0	[Add notes here as needed]
Subtotal	4.00	0.00		4.00				\$127,755	
Facilities									
Security Guards					Yes	\$ 50,206	\$ 8,329	\$0	[Add notes here as needed]
Custodians	2.00	2.00		2.00	Funded based on need				[Add notes here as needed]
Subtotal	2.00	2.00		2.00				\$0	
Other Positions									
Other (describe in column J)	n/a				Yes			\$0	[Add notes here as needed]
Other (describe in column J)	n/a				Yes			\$0	[Add notes here as needed]
Subtotal	0.00			0.00				\$0	
Total Staffing									
All Staff	47.70			47.70				\$3,708,584	
Stipends									
Website Content Manager Stipends	\$ 2,500			1.00	Yes	\$ 2,500.00		\$2,500	[Add notes here as needed]
Other Lead Stipend (describe in column J);	\$ 3,600			0.00	Yes	\$ 3,600.00		\$0	[Add notes here as needed]
Other Lead Stipend (describe in column J);	\$ -				Yes	\$ -		\$0	[Add notes here as needed]
Other Lead Stipend (describe in column J);	\$ -				Yes	\$ -		\$0	[Add notes here as needed]
Total Stipends	\$ 6,100							\$2,500	
Non-Personnel									
Office Supplies	\$ -				Yes				[Add notes here as needed]
General Supplies	\$ 20,000			\$ 18,600	Yes			\$18,600	[Add notes here as needed]
Contracted Services	\$ 4,000			\$ 4,000	Yes			\$4,000	[Add notes here as needed]
Professional Development	\$ 12,958			\$ 12,958	Yes			\$12,958	[Add notes here as needed]
Hardware (i.e.: Smartboards, etc.)	\$ -				Yes				[Add notes here as needed]
Software (i.e.: ST Math)	\$ -				Yes				[Add notes here as needed]
Field Trips	\$ -				Yes				[Add notes here as needed]
Other (describe in column J)									[Add notes here as needed]
Other (describe in column J)									[Add notes here as needed]
Other (describe in column J)									[Add notes here as needed]
Total Non-Personnel	\$ 36,958			\$ 35,558				\$35,558	
Total Budget									
								\$3,746,642	

DESE Function	Code	Last Name	First Name	School > Name	Job	Annual Pay	FTE	Org	Object
	1100	BAHOUE	FARID	Central - Superintendent's Office	School Committee	12,000	1.0	99341303	512918
	1100	CONWAY	DAVID	Central - Superintendent's Office	School Committee	12,000	1.0	99341303	512918
	1100	DELROSSI	EILEEN	Central - Superintendent's Office	School Committee	12,000	1.0	99341303	512918
	1100	DOHERTY	JACQUELINE	Central - Superintendent's Office	School Committee	12,000	1.0	99341303	512918
	1100	LAY	DOMINIK HOK	Central - Superintendent's Office	School Committee	12,000	1.0	99341303	512918
	1100	MARTIN	CONSTANCE	Central - Superintendent's Office	School Committee	12,000	1.0	99341303	512918
	1200	PHILLIPS	LATIFAH	Central - Equity & Empowerment	Asst. Super. - Equity	175,709	1.0	99341206	512149
	1200	HALL	JAMES	Central - Personnel and Operations Office	Asst. Super. - Operations	223,130	1.0	99341206	512147
	1200	FOX ROYE	ONEIDA	Central - Academics	Asst. Super. - Academics	179,375	1.0	99341203	512901
	1200	PINTO	DEREK	Central - Finance Office	Asst. Super. - Finance	188,600	1.0	99341203	512204
	1200	CROCKER-ROBERGE	WENDY	Central - Schools Office	Asst. Super. - School Leadership	179,375	1.0	99341206	512148
	1200	BROWN-LEGRAND	ALICE	Central - Student Support	Asst. Super. - Student Support Services	176,813	1.0	99341203	512205
	1200	SKINNER	LIAM	Central - Superintendent's Office	Superintendent of Schools	235,750	1.0	99341203	512800
	1230	BARROS	JENNIFER	Central - Academics	Administrative Assistant	62,022	1.0	99341230	512902
	1230	MAGUIRE	JEANNE	Central - Academics	Administrative Assistant	68,886	1.0	99341230	512902
	1230	RAMOS	PAYTON	Central - Finance Office	Administrative Assistant	68,886	1.0	99341230	512902
	1230	RIVERA	XIOMARA	Central - Finance Office	Administrative Assistant	68,886	1.0	99341230	512902
	1230	RYAN	KELLY	Central - Finance Office	Administrative Assistant	70,040	1.0	99341230	512902
	1230	CARDENAS	MARIANA	Central - Personnel and Operations Office	Administrative Assistant	57,237	1.0	99341230	512902
	1230	MACQUARRIE	PAMELA	Central - Personnel and Operations Office	Administrative Assistant	74,986	1.0	99341230	512902
	1230	ROBINSON	SAMANTHA	Central - Personnel and Operations Office	Administrative Assistant	64,157	1.0	99341230	512902
	1230	SANCHEZ	ELSA	Central - Personnel and Operations Office	Administrative Assistant	70,040	1.0	99341230	512902
	1230	TAMAYO	VANESSA	Central - Personnel and Operations Office	Administrative Assistant	65,595	1.0	99341230	512902
	1230	FARIA	LINA	Central - Student Support	Administrative Assistant	69,463	1.0	99341230	512902
	1230	FERNANDES	ESTELA	Central - Student Support	Administrative Assistant	67,235	1.0	99341230	512902
	1230	KIM	SARIN	Central - Student Support	Administrative Assistant	64,118	1.0	99341207	512902
	1230	MARTINEZ	MARIA	Central - Student Support	Administrative Assistant	64,118	1.0	99341207	512902
	1230	MITCHELL	DESTINY	Central - Student Support	Administrative Assistant	57,237	1.0	99341207	512902
	1230	MORAN	LYNN	Central - Student Support	Administrative Assistant	70,040	1.0	99341207	512902
	1230	RUIZ MERCADO	VIRGINIA	Central - Student Support	Administrative Assistant	63,173	1.0	99341207	512902
	1230	SANTOS	MARIE	Central - Student Support	Administrative Assistant	68,886	1.0	99341230	512902
	1230	SILVA	COURTNEY	Central - Student Support	Administrative Assistant	62,022	1.0	99341207	512902
	1230	RIOS	LUISA	Central - Superintendent's Office	Confidential Secretary	77,235	1.0	99341230	512902
	1230	DELGADO	JOYCELIANNIE	Central - Academics	Executive Secretary	71,549	1.0	99341230	512902
	1230	CHUOP	SOVANNSEILA	Central - Equity & Empowerment	Executive Secretary	68,299	1.0	99341230	512902
	1230	LAGANAS	KAREN	Central - Finance Office	Executive Secretary	72,702	1.0	99341230	512902
	1230	KEO	SOPHORN	Central - Personnel and Operations Office	Executive Secretary	71,549	1.0	99341230	512902
	1230	MURPHY	LISA	Central - Personnel and Operations Office	Executive Secretary	71,549	1.0	99341230	512902
	1230	GOODIN	CAROL	Central - Student Support	Executive Secretary	71,549	1.0	99341207	512902
	1230	SHEEHAN	MARY	Central - Student Support	Executive Secretary	73,645	1.0	99341230	512902
	1410	DUPONT	AMANDA	Central - Finance Office	Deputy CFO	107,671	1.0	99341215	512150
	1410	KELLEHER-ROY	JACLYN	Central - Finance Office	Budget/Fund Analyst	96,904	1.0	99341215	512206

DESE Function	Code	Last Name	First Name	School > Name	Job	Annual Pay	FTE	Org	Object
	1410	NUON	NAVEY	Central - Finance Office	Grants Manager	75,370	1.0	99341215	512920
	1410	ROSARIO	MARTA	Central - Finance Office	Payroll Supervisor	82,399	1.0	99341230	512902
	1410	DILLON	MICHAEL	Central - Personnel and Operations Office	Courier	25,433	1.0	99341215	512922
	1410	HOEY	WILLIAM	Central - Personnel and Operations Office	Courier	25,433	1.0	99341215	512922
	1410	HUMPHREY	RANDALL	Central - Personnel and Operations Office	Courier	25,433	1.0	99341215	512922
	1410	SHARRY	KAITLIN	Central - Personnel and Operations Office	Director of Transportation	99,057	1.0	99341235	512206
	1420	MCHUGH	EVAN	Central - Personnel and Operations Office	HR Generalist	93,686	1.0	99341230	512902
	1420	SAY	ANGELA	Central - Personnel and Operations Office	HR Generalist	93,686	1.0	99341230	512152
	1430	MOSHER-CANTY	JANE	Central - Student Support	Staff / Student Counsel	162,029	1.0	99341215	512143
	1430	ORTIZ	MICHAEL	Central - Student Support	Staff / Student Counsel	162,029	1.0	99341215	512143
	1450	TRICOCHÉ	CHRIS	Central - Academics	Assistant Network Manager	91,520	1.0	99341215	512916
	1450	GOYETTE	GERALD	Lowell High School	Computer Repair Tech	86,137	1.0	99011207	512917
	1450	RIVERA	KARINA	Central - Schools Office	Data Office Assistant	62,100	1.0	99341232	512203
	1450	LIMPERIS	GREGORY	Central - Academics	Director of Technology	138,168	1.0	99341230	512150
	1450	OVERTON	JOHN	Central - Academics	District Webmaster	87,867	1.0	99311202	512917
	1450	CHEA	ALEX	Central - Academics	Help Desk Manager	72,678	1.0	99341233	520703
	1450	NELSON	KENNETH	Central - Academics	Manager of ICTS	123,822	1.0	99311203	512120
	1450	ABDULMAGID	RAMZI	Central - Academics	Media Technology Support Liaison	80,753	1.0	99341201	512917
	1450	OO	THAN	Central - Academics	Media Technology Support Liaison	80,753	1.0	99341201	512917
	1450	YOUSIF	MOHAMED	Central - Academics	Media Technology Support Liaison	80,753	1.0	99341201	512917
	1450	SZUMITA	BRANDON	Central - Academics	Network Manager	103,364	1.0	99341215	512921
	1450	STANGLE	SCOTT	Central - Schools Office	Student Data Admin	99,391	1.0	99341232	512140
	1450	LEW	MARK	Lowell High School	Student Data Admin	103,926	1.0	99041205	512970
	2110	VAN THIEL	LISA	Central - Academics	Coordinator - ECE	140,219	1.0	99312006	512110
	2110	NEWELL	MELISSA	Central - Academics	Coordinator - ELA	136,481	1.0	99312904	512119
	2110	GWIAZDA	JEFFREY	Central - Academics	Coordinator - Math	139,952	1.0	99312003	512110
	2110	SOUSA	AIMEE	Central - Academics	Coordinator - MLE	138,496	1.0	99333003	512110
	2110	URBAN	KAITLIN	Central - Academics	Coordinator - Science and Soc. Studies	140,230	1.0	99313005	512146
	2110	BROOKS	SARAH	Central - Student Support	Coordinator - SEL	133,602	1.0	99320106	512135
	2110	ROSENSHINE	ANDREW	Central - Student Support	Director of Mental Health/Behavior/SEL	143,190	1.0	99339004	512112
	2110	ROBERTS	VERONIQUE	Central - Schools Office	Director of Research and Accountability	151,576	1.0	99300004	512159
	2110	BOUSIOS	ATHANASIA	Central - Student Support	Director of Special Ed	160,425	1.0	99320103	512133
	2110	CAMPION	LAUREN	Central - Student Support	Director of SRC	146,938	1.0	99300004	512972
	2110	COOPER	MARA	Central - Academics	District Support Specialist	125,609	1.0	99339004	512112
	2110	KRAFT	NATHANIEL	Lowell High School	HS Testing Coordinator	125,609	1.0	99300004	512110
	2110	SMULLIGAN	PAT	Lowell High School	Operations Specialist	118,847	1.0	99010707	512914
	2110	BOISVERT	SHELBY	Lowell High School	Student Support Services Specialist	118,102	1.0	99030306	512112
	2110	DURBROW	HEATHER	Lowell High School	Student Support Services Specialist	120,848	1.0	99030306	512112
	2110	FREDERICKSEN	MICHAEL	Lowell High School	Student Support Services Specialist	112,497	1.0	99030306	512112
	2110	PAOLILLO	KRISTY	Lowell High School	Student Support Services Specialist	127,199	1.0	99030306	512112
	2110	POLAK	STEPHANIE	Lowell High School	Student Support Services Specialist	112,495	1.0	99030306	512112

DESE Function	Code	Last Name	First Name	School > Name	Job	Annual Pay	FTE	Org	Object
	2110	TESINI	MEGHAN	Lowell High School	Student Support Services Specialist	112,495	1.0	99030306	512112
	2120	THORNTON	THOMAS	Lowell High School	Coordinator - Student Activities	108,480	1.0	99030502	512122
	2120	DAVISO	JESSICA	Lowell High School	Department Head	139,085	1.0	99011003	512109
	2120	GERADE	AMY	Lowell High School	Department Head	142,854	1.0	99013103	512109
	2120	GERVAIS	STEPHEN	Lowell High School	Department Head	143,398	1.0	99011603	512109
	2120	KEEFE	SUZANNE	Lowell High School	Department Head	147,165	1.0	99011503	512109
	2120	KEHOE	ERIN	Lowell High School	Department Head	139,931	1.0	99010715	512109
	2120	PATTERSON	TIMOTHY	Lowell High School	Department Head	145,436	1.0	99012003	512109
	2120	SELVAGGIO	STEPHANIE	Lowell High School	Department Head	147,165	1.0	99013003	512109
	2120	SLATTERY	DAVID	Lowell High School	Department Head	145,436	1.0	99012603	512109
	2210	DOWLING	ROBERTA	Adie Day School	Administrative Assistant	56,415	1.0	95441103	512902
	2210	MCLUSKEY	NANCY	Bailey Elementary School	Administrative Assistant	55,299	1.0	90241103	512902
	2210	GAGEN	WILLIAM	Bartlett Community Partnership	Administrative Assistant	55,299	1.0	98341103	512902
	2210	COUILLIARD	CARLA	BRIDGE Program	Administrative Assistant	55,857	1.0	99241103	512902
	2210	MORSE	LAURA	Butler Middle School	Administrative Assistant	53,672	1.0	98441103	512902
	2210	CARNEY	LAURIE	Cardinal O'Connell Early Learning Center	Administrative Assistant	53,672	1.0	90141103	512902
	2210	FURBINO HESLIN	MICHELLE	Daley Middle School	Administrative Assistant	50,615	1.0	98541103	512902
	2210	JOSLYN	KAREN	Greenhalge Elementary School	Administrative Assistant	55,299	1.0	91541103	512902
	2210	DOIRON	AMY	Laura Lee Therapeutic Day School	Administrative Assistant	50,615	1.0	91941103	512902
	2210	LENZI	JENNIFER	Leblanc Therapeutic Day School	Administrative Assistant	55,299	1.0	93541103	512902
	2210	CARRABIS	KATHLEEN	Lincoln Elementary School	Administrative Assistant	55,857	1.0	92041103	512902
	2210	BEDARD	NICOLE	Lowell High School	Administrative Assistant	60,366	1.0	99041103	512902
	2210	COUTU	JULIE	Lowell High School	Administrative Assistant	55,299	1.0	99041103	512902
	2210	DAIGLE	RENEE	Lowell High School	Administrative Assistant	62,596	1.0	99341207	512902
	2210	FRANCISCO	SUSAN	Lowell High School	Administrative Assistant	73,645	1.0	99041103	512902
	2210	KEEFE	MEAGHAN	Lowell High School	Administrative Assistant	52,040	1.0	99041103	512902
	2210	MARAIS	JOAN	Lowell High School	Administrative Assistant	70,040	1.0	99041103	512902
	2210	MICHALCZYK	ERIN	Lowell High School	Administrative Assistant	53,672	1.0	99041103	512902
	2210	MONTOYA	DARMERY	Lowell High School	Administrative Assistant	55,299	1.0	99041103	512902
	2210	SOSA	SHEILA	Lowell High School	Administrative Assistant	57,326	1.0	99041103	512902
	2210	TELLADO PEREZ	MARIA	Lowell High School	Administrative Assistant	55,299	1.0	99041103	512902
	2210	BOND	LYNNE	McAuliffe Elementary School	Administrative Assistant	52,040	1.0	97541103	512902
	2210	REAL	ANA	McAvinnue Elementary School	Administrative Assistant	55,299	1.0	91241103	512902
	2210	PARASOLE	GENEVIEVE	Moody Elementary School	Administrative Assistant	56,415	1.0	92741103	512902
	2210	CROWLEY	LISA	Morey Elementary School	Administrative Assistant	55,857	1.0	93041103	512902
	2210	MCCULLOUGH	LO	Murkland Elementary School	Administrative Assistant	55,857	1.0	98041103	512902
	2210	COTE	CORALIE	Pawtucketville Memorial Elementary School	Administrative Assistant	55,299	1.0	93641103	512902
	2210	SOROTA	JOY	Pyne Arts Magnet School	Administrative Assistant	55,299	1.0	91841103	512902
	2210	ORTIZ	JENNIFER	Reilly Elementary School	Administrative Assistant	52,040	1.0	94041103	512902
	2210	GUZMAN	YURIS	Robinson Middle School	Administrative Assistant	50,615	1.0	98641103	512902
	2210	MORALES	JACQUELINE	Rogers STEM Academy	Administrative Assistant	50,615	1.0	98741103	512902
	2210	MORIARTY	ELLEN	Rogers STEM Academy	Administrative Assistant	55,299	1.0	98741103	512902
	2210	SILVA	NINA	Shaughnessy Elementary School	Administrative Assistant	53,672	1.0	95041103	512902

DESE Function	Code	Last Name	First Name	School > Name	Job	Annual Pay	FTE	Org	Object
	2210	DOLAN	JACQUELINE	Stoklosa Middle School	Administrative Assistant	55,857	1.0	96041109	512902
	2210	TANGUAY	HOLLIE	Sullivan Middle School	Administrative Assistant	55,299	1.0	98841103	512902
	2210	KOY	MALINDA	The Career Academy	Administrative Assistant	50,615	1.0	92541105	512902
	2210	SIERRA	DELMIS	Wang Middle School	Administrative Assistant	55,299	1.0	98941103	512902
	2210	AMES	MEGAN	Washington Elementary School	Administrative Assistant	55,857	1.0	95541103	512902
	2210	SILVESTRONE	ALISHA	Bailey Elementary School	Assistant Principal	134,648	1.0	90241103	512102
	2210	DUFFEY	BRIAN	Bartlett Community Partnership	Assistant Principal	134,510	1.0	98341103	512102
	2210	MISAIL	DINA	Bartlett Community Partnership	Assistant Principal	134,510	1.0	98341103	512102
	2210	HOCHHEISER	DAVID	Butler Middle School	Assistant Principal	138,767	1.0	98441103	512102
	2210	MALUCCIO	DONNA	Butler Middle School	Assistant Principal	148,984	1.0	98441103	512102
	2210	ALVES	VITOR	Daley Middle School	Assistant Principal	142,632	1.0	98541103	512102
	2210	SULLIVAN	DANIELLE	Daley Middle School	Assistant Principal	142,632	1.0	98541103	512102
	2210	CASEY	BRENDAN	Greenhalge Elementary School	Assistant Principal	130,395	1.0	91541103	512102
	2210	DRISCOLL	KERIEN	Lincoln Elementary School	Assistant Principal	142,387	1.0	92041103	512102
	2210	GOBBI	ANDREA	Lowell High School	Assistant Principal	142,632	1.0	99030306	512968
	2210	GONZALEZ	ATHALIA	Lowell High School	Assistant Principal	134,510	1.0	99010706	512108
	2210	HALEY	DEIDRE	Lowell High School	Assistant Principal	150,714	1.0	99010706	512108
	2210	O'KEEFE	TIMOTHY	Lowell High School	Assistant Principal	145,117	1.0	99010706	512108
	2210	TANAKA	SHIGEHITO	Lowell High School	Assistant Principal	134,510	1.0	99010706	512108
	2210	CORRENTE	PATTI-JEAN	McAuliffe Elementary School	Assistant Principal	144,868	1.0	97541103	512102
	2210	SHANAHAN	DANIEL	McAvinnue Elementary School	Assistant Principal	133,274	1.0	91241103	512102
	2210	WOODLOCK	KELIANN	Morey Elementary School	Assistant Principal	146,599	1.0	93041103	512102
	2210	LESNIAK	LAURA	Murkland Elementary School	Assistant Principal	148,331	1.0	98041103	512102
	2210	SANTY	MATTHEW	Pawtucketville Memorial Elementary School	Assistant Principal	139,126	1.0	93641103	512102
	2210	BURNHAM	LORI	Pyne Arts Magnet School	Assistant Principal	138,767	1.0	91841103	512102
	2210	WARD-NAULT	MAUREEN	Reilly Elementary School	Assistant Principal	144,868	1.0	94041103	512102
	2210	DERUBEIS	CARL	Robinson Middle School	Assistant Principal	138,767	1.0	98641103	512102
	2210	ROSSETTI	MICHAEL	Robinson Middle School	Assistant Principal	146,499	1.0	98641103	512102
	2210	COLLINS	DANIELLE	Rogers STEM Academy	Assistant Principal	150,714	1.0	98741103	512102
	2210	CRONES	NANCY	Rogers STEM Academy	Assistant Principal	143,381	1.0	98741103	512102
	2210	SEGARRA-MORALES	ROSA	Rogers STEM Academy	Assistant Principal	124,831	1.0	99339004	512112
	2210	YANN	DAROTH	Shaughnessy Elementary School	Assistant Principal	131,362	1.0	95041103	512102
	2210	FLETCHER	TARA	Stoklosa Middle School	Assistant Principal	134,510	1.0	96041103	512102
	2210	SWETT	PATRICK	Stoklosa Middle School	Assistant Principal	148,984	1.0	96041103	512102
	2210	BANKS	MICHAEL	Sullivan Middle School	Assistant Principal	150,714	1.0	98841103	512102
	2210	PETROSINO	JOCELYN	Sullivan Middle School	Assistant Principal	134,510	1.0	98841103	512102
	2210	SALMON	JENNIFER	Wang Middle School	Assistant Principal	142,632	1.0	98941103	512102
	2210	SIWICKI	KATHLEEN	Wang Middle School	Assistant Principal	142,632	1.0	98941103	512102
	2210	BRANCO	MEGHAN	Lowell High School	Associate Head of Schools	154,712	1.0	99010706	512102
	2210	KAYA MBERI	KAMOU BIKO	Central - Student Support	Bilingual Family Liaison	57,887	1.0	99338003	512924
	2210	OSORIO	DIANA	Central - Student Support	Bilingual Family Liaison	57,887	1.0	99338003	512924
	2210	VAN	TOOCH	Central - Student Support	Bilingual Family Liaison	57,887	1.0	99338003	512924
	2210	DA SILVA	GREISE	Family Resource Center	Bilingual Family Liaison	57,887	1.0	99338003	512924
	2210	HERRERA-BALTAN	JENNIFER	Greenhalge Elementary School	Bilingual Family Liaison	55,644	1.0	99338003	512924
	2210	CALLAHAN	MICHELLE	Lowell High School	Bursar/Finance Specialist	62,388	1.0	99041006	512207

DESE Function	Code	Last Name	First Name	School > Name	Job	Annual Pay	FTE	Org	Object
	2210	ADAMS	CHRISTINE	Adie Day School	Coordinator - Alt School	141,402	1.0	95441103	512101
	2210	MCKAY	KRISTIN	Laura Lee Therapeutic Day School	Coordinator - Alt School	131,283	1.0	91920104	512110
	2210	DE SOUSA	FATIMA	Central - Equity & Empowerment	Coordinator - CLSP	135,826	1.0	99339004	512924
	2210	WILCOX	KERRY	Cardinal O'Connell Early Learning Center	Coordinator - EC School	135,052	1.0	90141103	512101
	2210	ZIELINSKI	SUSAN	Lowell High School	Coordinator - Student Services	149,018	1.0	99010708	512112
	2210	FIATO	MICHAEL	Lowell High School	Head of Schools	174,617	1.0	99010706	512106
	2210	CLEMENTS	KIMBERLEY	Bailey Elementary School	Principal	152,000	1.0	90241103	512101
	2210	MCLEAN	MATHEW	Bartlett Community Partnership	Principal	148,462	1.0	98341103	512101
	2210	TWOMEY	BRIAN	BRIDGE Program	Principal	135,000	1.0	99210609	512110
	2210	MOODY	JAIME	Butler Middle School	Principal	150,380	1.0	98441103	512101
	2210	ASQUITH	BRENDAN	Daley Middle School	Principal	144,000	1.0	98541103	512101
	2210	SCARPATI	JENNIFER	Greenhalge Elementary School	Principal	144,600	1.0	91541103	512101
	2210	HUNTLEY	KATHLEEN	Lincoln Elementary School	Principal	146,401	1.0	92041103	512101
	2210	ANDERSON	DAVID	McAuliffe Elementary School	Principal	149,000	1.0	97541103	512101
	2210	DOMINA	MICHAEL	McAvinue Elementary School	Principal	146,000	1.0	91241103	512101
	2210	KEEFE	ROBERTA	Moody Elementary School	Principal	147,693	1.0	92741103	512101
	2210	MCLAUGHLIN	KATHLEEN	Morey Elementary School	Principal	153,618	1.0	93041103	512101
	2210	ANDRIOLO	KEVIN	Murkland Elementary School	Principal	149,000	1.0	98041103	512101
	2210	JONES	PAULA	Pawtucketville Memorial Elementary School	Principal	142,140	1.0	93641103	512101
	2210	LANG	LORI	Pyne Arts Magnet School	Principal	149,350	1.0	91841103	512101
	2210	FUSCO	RONALD	Reilly Elementary School	Principal	144,000	1.0	94041103	512101
	2210	DOWLING	BRIDGET	Robinson Middle School	Principal	152,000	1.0	98641103	512101
	2210	PASSERI	GREGORY	Rogers STEM Academy	Principal	159,500	1.0	98741103	512101
	2210	MCCREVAN	JASON	Shaughnessy Elementary School	Principal	158,394	1.0	95041103	512101
	2210	CARDACI	JAMES	Stoklosa Middle School	Principal	152,000	1.0	96041109	512101
	2210	CARABATSOS	SEAN	Sullivan Middle School	Principal	159,650	1.0	98841103	512101
	2210	O'LOUGHLIN	MEGAN	The Career Academy	Principal	135,000	1.0	92541103	512101
	2210	MORNEAU	ROGER	Wang Middle School	Principal	143,946	1.0	98741103	512102
	2210	HAINES	JEFFREY	Washington Elementary School	Principal	145,101	1.0	95541103	512101
	2305	CHASE	MARGARET	Adult Basic Education Program	Adult Ed Instructor	111,219	1.0	99339003	512903
	2305	BOYLE	SCOTT	Adie Day School	Teacher	111,218	1.0	95410106	512903
	2305	SALVANT	WESTLEY	Adie Day School	Teacher	62,100	1.0	95410106	512903
	2305	BAER	ANDREA	Bailey Elementary School	Teacher	102,453	1.0	90210103	512903
	2305	BERNARD	TIFFANY	Bailey Elementary School	Teacher	112,344	1.0	90210103	512903
	2305	BERNIER	CATHERINE	Bailey Elementary School	Teacher	108,480	1.0	90210103	512903
	2305	CARLOMAGNO	MARLEY	Bailey Elementary School	Teacher	78,099	1.0	90210103	512903
	2305	COTE	DONNA	Bailey Elementary School	Teacher	110,109	1.0	90210103	512903
	2305	DEARTH-GAUDET	MELISSA	Bailey Elementary School	Teacher	104,224	1.0	90210103	512903
	2305	DELUCIA	HEATHER	Bailey Elementary School	Teacher	99,303	1.0	90210103	512903
	2305	DOHERTY	KATIE	Bailey Elementary School	Teacher	102,453	1.0	90210103	512903
	2305	DOUCETTE	GEORGIANA	Bailey Elementary School	Teacher	109,718	1.0	90210103	512903
	2305	DUMAIS	SAMANTHA	Bailey Elementary School	Teacher	68,896	1.0	90210103	512903
	2305	GAUTHIER	NICOLE	Bailey Elementary School	Teacher	62,100	1.0	90210103	512903
	2305	HACKETT	CARLENE	Bailey Elementary School	Teacher	112,344	1.0	90210103	512903

DESE Function	Code	Last Name	First Name	School > Name	Job	Annual Pay	FTE	Org	Object
	2305	KENNEDY	LESLIE	Bailey Elementary School	Teacher	108,480	1.0	90210103	512903
	2305	LABRECQUE	EMILY	Bailey Elementary School	Teacher	115,081	1.0	90210103	512903
	2305	LAWRENSON	GWENYTH	Bailey Elementary School	Teacher	105,192	1.0	90210103	512903
	2305	MCMANMON	MELANIE	Bailey Elementary School	Teacher	111,219	1.0	90210103	512903
	2305	MENDES	TRACI	Bailey Elementary School	Teacher	101,488	1.0	90210103	512903
	2305	OLSON	CHRISTINE	Bailey Elementary School	Teacher	115,081	1.0	90210103	512903
	2305	PEIRCE	KIM	Bailey Elementary School	Teacher	110,682	1.0	90210103	512903
	2305	SAVASTANO	EMILY	Bailey Elementary School	Teacher	109,606	1.0	90210103	512903
	2305	SNOW	LINDSEY	Bailey Elementary School	Teacher	62,100	1.0	90210103	512903
	2305	STROUT	BRIDGET	Bailey Elementary School	Teacher	108,480	1.0	90210103	512903
	2305	TUDRYN	LINDA	Bailey Elementary School	Teacher	115,081	1.0	90210103	512903
	2305	WRIGHT	DANIELLE	Bailey Elementary School	Teacher	104,224	1.0	90210103	512903
	2305	ALREKABI	FIRAS	Bartlett Community Partnership	Teacher	111,282	1.0	98310603	512903
	2305	BUCCARELLI	KIMBERLY	Bartlett Community Partnership	Teacher	101,488	1.0	98310603	512903
	2305	BUTLER	KATHRYN	Bartlett Community Partnership	Teacher	105,741	1.0	98010103	512903
	2305	CANTY	BRENDAN	Bartlett Community Partnership	Teacher	93,888	1.0	98310603	512903
	2305	DANEAU	VALERIE	Bartlett Community Partnership	Teacher	108,480	1.0	98310603	512903
	2305	FABERY	MARIA	Bartlett Community Partnership	Teacher	112,471	1.0	98310603	512903
	2305	FOSS	CARL	Bartlett Community Partnership	Teacher	101,488	1.0	98310603	512903
	2305	HODGDON	MIKAYLA	Bartlett Community Partnership	Teacher	83,310	1.0	98310103	512903
	2305	HOLLANDER	SARAH	Bartlett Community Partnership	Teacher	69,533	1.0	98310103	512903
	2305	KHAKNEJAD	PRISCILLA	Bartlett Community Partnership	Teacher	86,010	1.0	98310103	512903
	2305	KHARFEN	RACHEL	Bartlett Community Partnership	Teacher	113,436	1.0	98010103	512903
	2305	KOTHARI	SUPRIYA	Bartlett Community Partnership	Teacher	86,982	1.0	98310603	512903
	2305	MACINNIS	KALEIGH	Bartlett Community Partnership	Teacher	82,215	1.0	98010103	512903
	2305	MCCUE	HANNAH	Bartlett Community Partnership	Teacher	89,809	1.0	98310603	512903
	2305	MCKELLAR	MARK	Bartlett Community Partnership	Teacher	101,488	1.0	98310603	512903
	2305	MCNULTY DAVILA	BRIDGET	Bartlett Community Partnership	Teacher	105,741	1.0	98310603	512903
	2305	NOEL	LISA	Bartlett Community Partnership	Teacher	111,219	1.0	98010103	512903
	2305	PARNELL	LINDSAY	Bartlett Community Partnership	Teacher	66,828	1.0	98310103	512903
	2305	PIEKOS	DENISE	Bartlett Community Partnership	Teacher	101,552	1.0	98310603	512903
	2305	PIGEON	KENNETH	Bartlett Community Partnership	Teacher	108,480	1.0	98310603	512903
	2305	ROANE	ELLEN	Bartlett Community Partnership	Teacher	94,556	1.0	98310103	512903
	2305	SATTERFIELD	AMANDA	Bartlett Community Partnership	Teacher	64,121	1.0	98310603	512903
	2305	SORINOLA	ANTHONIA	Bartlett Community Partnership	Teacher	86,469	1.0	98310603	512903
	2305	SPINNEY	QUENTIN	Bartlett Community Partnership	Teacher	64,121	1.0	98310603	512903
	2305	STACK	JENNIFER	Bartlett Community Partnership	Teacher	105,741	1.0	98310603	512903
	2305	STILIAN	SAMANTHA	Bartlett Community Partnership	Teacher	74,309	1.0	98310603	512903
	2305	VIEIRA	KRYSTLE	Bartlett Community Partnership	Teacher	79,513	1.0	98010103	512903
	2305	WILSON	ERIN	Bartlett Community Partnership	Teacher	62,100	1.0	98310103	512903
	2305	ZORBAS	MELISSA	Bartlett Community Partnership	Teacher	113,972	1.0	98010103	512903
	2305	BLACK	DARCY	BRIDGE Program	Teacher	102,453	1.0	99213003	512903
	2305	CHAN	ROEUN	BRIDGE Program	Teacher	89,143	1.0	99213003	512903
	2305	KEEGAN	JAMES	BRIDGE Program	Teacher	99,303	1.0	99213103	512903
	2305	LOWE	DEREK	BRIDGE Program	Teacher	64,121	1.0	99213003	512903

DESE Function	Code	Last Name	First Name	School > Name	Job	Annual Pay	FTE	Org	Object
	2305	MASON	NGAIIVA	BRIDGE Program	Teacher	64,121	1.0	99213003	512903
	2305	PLUNKETT	JOHN	BRIDGE Program	Teacher	96,075	1.0	99213003	512903
	2305	SONIS	CRAIG	BRIDGE Program	Teacher	105,741	1.0	99213003	512903
	2305	ANDREWS	JESSICA	Butler Middle School	Teacher	68,896	1.0	98410603	512903
	2305	BARLOW	TIFFANY	Butler Middle School	Teacher	99,303	1.0	98410603	512903
	2305	BURGESS	JOSALYN	Butler Middle School	Teacher	111,219	1.0	98410603	512903
	2305	BUTLER	KELSIE	Butler Middle School	Teacher	78,099	1.0	98410603	512903
	2305	CABRERA	ALEJANDRA	Butler Middle School	Teacher	94,062	1.0	98410603	512903
	2305	CONNOLLY	DONNA	Butler Middle School	Teacher	101,488	1.0	98410603	512903
	2305	CORCORAN	AUSTIN	Butler Middle School	Teacher	78,099	1.0	98410603	512903
	2305	CRUZ	LUIS	Butler Middle School	Teacher	94,556	1.0	98410603	512903
	2305	DABILIS	DEMIMARIE	Butler Middle School	Teacher	69,533	1.0	98410603	512903
	2305	FERRIS	CHERYLANNE	Butler Middle School	Teacher	102,453	1.0	98410603	512903
	2305	FRANCIS	PETER	Butler Middle School	Teacher	86,010	1.0	98410603	512903
	2305	FREEMAN	KEVIN	Butler Middle School	Teacher	117,836	1.0	98410603	512903
	2305	FUGARINO	JOHN	Butler Middle School	Teacher	109,718	1.0	98410603	512903
	2305	GILLIS	MATTHEW	Butler Middle School	Teacher	102,453	1.0	98410603	512903
	2305	GUERRIERO	AMY	Butler Middle School	Teacher	108,480	1.0	98410603	512903
	2305	HOWARD-SMITH	SHAWLETTE	Butler Middle School	Teacher	93,888	1.0	98410603	512903
	2305	KING	AARON	Butler Middle School	Teacher	89,143	1.0	98410603	512903
	2305	LEIRE	JENNIFER	Butler Middle School	Teacher	82,215	1.0	98410603	512903
	2305	MAGUIRE	JILLIAN	Butler Middle School	Teacher	105,192	1.0	98410603	512903
	2305	MELE	BAILEY	Butler Middle School	Teacher	72,686	1.0	98410603	512903
	2305	PACHECO	PAUL	Butler Middle School	Teacher	69,533	1.0	98410603	512903
	2305	PAPPALARDO	CHRISTINA	Butler Middle School	Teacher	104,224	1.0	98410603	512903
	2305	PEARL	CLARZELL	Butler Middle School	Teacher	94,556	1.0	98410603	512903
	2305	RIVERA	DANIEL	Butler Middle School	Teacher	62,100	1.0	99310103	512402
	2305	ROSARIO	NILSON	Butler Middle School	Teacher	62,100	1.0	98410603	512903
	2305	SANCHEZ	TERESA	Butler Middle School	Teacher	90,773	1.0	98410603	512903
	2305	SAYLES	JULIA	Butler Middle School	Teacher	90,773	1.0	98410603	512903
	2305	SEBASTIAN	MINU	Butler Middle School	Teacher	102,676	1.0	98410603	512903
	2305	SPARKES-SWEPSON	TANYA	Butler Middle School	Teacher	102,453	1.0	98410603	512903
	2305	THREHANE	KAITLYN	Butler Middle School	Teacher	97,929	1.0	98410603	512903
	2305	TIERNEY	KAREN	Butler Middle School	Teacher	89,810	1.0	98410603	512903
	2305	ASPETTI	KARA	Cardinal O'Connell Early Learning Center	Teacher	104,224	1.0	90110106	512903
	2305	CORREA	KIMBERLY	Cardinal O'Connell Early Learning Center	Teacher	89,810	1.0	90110903	512903
	2305	CURRAN	ALYSON	Cardinal O'Connell Early Learning Center	Teacher	89,810	1.0	90110903	512903
	2305	HOGAN	LISA	Cardinal O'Connell Early Learning Center	Teacher	105,192	1.0	90110106	512903
	2305	MORRISSEY	KRISTEN	Cardinal O'Connell Early Learning Center	Teacher	99,303	1.0	90110903	512903
	2305	WARNER	JESSICA	Cardinal O'Connell Early Learning Center	Teacher	86,219	1.0	90110106	512903
	2305	BURGESS-MACINTOSH	KATE	Central - Personnel and Operations Office	Teacher	102,676	1.0	98710603	512903
	2305	ABBOTT	STEPHANIE	Daley Middle School	Teacher	94,556	1.0	98510603	512903
	2305	AVALLONE	KATHRYN	Daley Middle School	Teacher	107,422	1.0	98510603	512903
	2305	BEJANIANCE	DONNA	Daley Middle School	Teacher	117,836	1.0	98510603	512903
	2305	BULLOCK	RANDALL	Daley Middle School	Teacher	107,058	1.0	98510603	512903

DESE Function	Code	Last Name	First Name	School > Name	Job	Annual Pay	FTE	Org	Object
	2305	CAMPBELL	BARBARA	Daley Middle School	Teacher	113,972	1.0	98510606	512903
	2305	CHAN-LAM	KARRIE	Daley Middle School	Teacher	122,520	1.0	98510603	512903
	2305	COREA	EDWARD	Daley Middle School	Teacher	111,218	1.0	98510603	512903
	2305	DALY	STEPHEN	Daley Middle School	Teacher	82,215	1.0	98510603	512903
	2305	FARRELL CONDON	COLLEEN	Daley Middle School	Teacher	107,929	1.0	98510603	512903
	2305	FONTAINE	MELISSA	Daley Middle School	Teacher	107,929	1.0	98510603	512903
	2305	GREEN	HEATHER	Daley Middle School	Teacher	112,344	1.0	98510603	512903
	2305	GREEN	GUNNAR	Daley Middle School	Teacher	78,099	1.0	98510603	512903
	2305	HOLLOWAY	LAUREN	Daley Middle School	Teacher	102,453	1.0	98510603	512903
	2305	HUGHES	CAROLYN	Daley Middle School	Teacher	104,224	1.0	98510603	512903
	2305	JEPSON	RACHAEL	Daley Middle School	Teacher	111,219	1.0	98510603	512903
	2305	KULLBERG	CAITLIN	Daley Middle School	Teacher	99,303	1.0	98510603	512903
	2305	LANDRY	MEGAN	Daley Middle School	Teacher	108,480	1.0	98510603	512903
	2305	LEWIS	JASON	Daley Middle School	Teacher	106,965	1.0	98510603	512903
	2305	LIMA	MARIA	Daley Middle School	Teacher	80,600	1.0	98510603	512903
	2305	MCGRATH	ERIN	Daley Middle School	Teacher	115,081	1.0	98510603	512903
	2305	MIRANDA	KAREN	Daley Middle School	Teacher	101,552	1.0	98510603	512903
	2305	NGUYEN	TODD	Daley Middle School	Teacher	116,724	1.0	98510603	512903
	2305	OMAHONY	KAYLEIGH	Daley Middle School	Teacher	66,420	1.0	98510603	512903
	2305	PELTIER	MATTHEW	Daley Middle School	Teacher	82,215	1.0	98510603	512903
	2305	PRATT	LAUREN	Daley Middle School	Teacher	64,121	1.0	98510603	512903
	2305	PUDIL	KATIE	Daley Middle School	Teacher	109,606	1.0	98510603	512903
	2305	QUIROZ	CARLA	Daley Middle School	Teacher	117,836	1.0	98510603	512903
	2305	SANBORN	KELLY	Daley Middle School	Teacher	106,965	1.0	98510603	512903
	2305	SCOTT	ASHLEY	Daley Middle School	Teacher	80,600	1.0	98510603	512903
	2305	SODRE	STEPHANIE	Daley Middle School	Teacher	105,192	1.0	98510603	512903
	2305	ST. LOUIS	LINDSEY	Daley Middle School	Teacher	90,773	1.0	98510603	512903
	2305	SUVAINA	MADALINA	Daley Middle School	Teacher	94,556	1.0	98510603	512903
	2305	TRAVERS	RACHEL	Daley Middle School	Teacher	64,121	1.0	98510603	512903
	2305	VOZZELLA	ALYSSA	Daley Middle School	Teacher	78,099	1.0	98510603	512903
	2305	BARIBEAULT	DANIELLE	Greenhalge Elementary School	Teacher	102,453	1.0	91510103	512903
	2305	BEDFORD	JOSHLYN	Greenhalge Elementary School	Teacher	100,270	1.0	91510103	512903
	2305	CALLERY	COLBY	Greenhalge Elementary School	Teacher	89,810	1.0	91510103	512903
	2305	CRONIN	CARRIE	Greenhalge Elementary School	Teacher	107,929	1.0	91510103	512903
	2305	DONOVAN	HOLLY	Greenhalge Elementary School	Teacher	109,606	1.0	91510103	512903
	2305	EMERICK	MELISSA	Greenhalge Elementary School	Teacher	103,555	1.0	91510103	512903
	2305	FLANDERS	JOY	Greenhalge Elementary School	Teacher	112,471	1.0	91510103	512903
	2305	FRANKS	SARA	Greenhalge Elementary School	Teacher	80,603	1.0	91510106	512903
	2305	FREITAS	LEAH	Greenhalge Elementary School	Teacher	78,099	1.0	91510103	512903
	2305	GRIER	ANDREA	Greenhalge Elementary School	Teacher	101,488	1.0	91510103	512903
	2305	HAMILTON	MADELAINE	Greenhalge Elementary School	Teacher	74,309	1.0	91510103	512903
	2305	HART	ERIN	Greenhalge Elementary School	Teacher	109,718	1.0	91510103	512903
	2305	HOEY	SARAH	Greenhalge Elementary School	Teacher	68,896	1.0	91510103	512903
	2305	KULESZA-YI	ELIZABETH	Greenhalge Elementary School	Teacher	111,219	1.0	91510103	512903
	2305	LAMB	SHALISA	Greenhalge Elementary School	Teacher	89,143	1.0	91510106	512903

DESE Function	Code	Last Name	First Name	School > Name	Job	Annual Pay	FTE	Org	Object
	2305	MACHADO	JENNIFER	Greenhalge Elementary School	Teacher	111,219	1.0	91510103	512903
	2305	MAGNUSON	LAURA	Greenhalge Elementary School	Teacher	74,309	1.0	91510103	512903
	2305	O'DONNELL	LAUREN	Greenhalge Elementary School	Teacher	109,606	1.0	91510103	512903
	2305	ORTIZ	SAMARA	Greenhalge Elementary School	Teacher	90,773	1.0	91510103	512903
	2305	OUELLET	KEVIN	Greenhalge Elementary School	Teacher	107,929	1.0	91510103	512903
	2305	PAQUETTE	AMANDA	Greenhalge Elementary School	Teacher	105,192	1.0	91510103	512903
	2305	RAMIREZ	KATHLEEN	Greenhalge Elementary School	Teacher	110,109	1.0	91510103	512903
	2305	SAVAS	JESSICA	Greenhalge Elementary School	Teacher	74,309	1.0	91510103	512903
	2305	SWEETSER	ADELIA	Greenhalge Elementary School	Teacher	86,010	1.0	91510103	512903
	2305	TROMBLY	LAUREN	Greenhalge Elementary School	Teacher	112,344	1.0	91510103	512903
	2305	VILLANO	PAIGE	Greenhalge Elementary School	Teacher	101,488	1.0	91510103	512903
	2305	WILLIAMSON	SOPHIE	Greenhalge Elementary School	Teacher	69,534	1.0	91510103	512903
	2305	WONG	KERRI	Greenhalge Elementary School	Teacher	105,741	1.0	91510103	512903
	2305	WOODCOX	SAVANNAH	Greenhalge Elementary School	Teacher	89,810	1.0	91510103	512903
	2305	DURHAM	JOSEPH	Laura Lee Therapeutic Day School	Teacher	64,121	1.0	91920106	512903
	2305	GAUTHIER	JARED	Laura Lee Therapeutic Day School	Teacher	80,600	1.0	91920106	512903
	2305	MORRISON	MARY	Leblanc Therapeutic Day School	Teacher	101,488	1.0	93510106	512903
	2305	BALDWIN	ELIZABETH	Lincoln Elementary School	Teacher	94,556	1.0	92010103	512903
	2305	BREEN	OLIVIA	Lincoln Elementary School	Teacher	101,488	1.0	92010103	512903
	2305	CATANZANO	KATHERINE	Lincoln Elementary School	Teacher	112,344	1.0	92010103	512903
	2305	CHIN-CHAP	SOPHIA	Lincoln Elementary School	Teacher	116,725	1.0	92010103	512903
	2305	CIESLA	MELISSA	Lincoln Elementary School	Teacher	108,480	1.0	92010103	512903
	2305	DOLAN	TRICIA	Lincoln Elementary School	Teacher	105,192	1.0	92010103	512903
	2305	EBERIEL	MELISSA	Lincoln Elementary School	Teacher	104,224	1.0	92010103	512903
	2305	FARLEY	THOMAS	Lincoln Elementary School	Teacher	113,972	1.0	92010103	512903
	2305	FRASER	JESSICA	Lincoln Elementary School	Teacher	111,219	1.0	92010103	512903
	2305	GILMAN	ALYSSA	Lincoln Elementary School	Teacher	110,682	1.0	92010103	512903
	2305	GONZALEZ	ELIANETH	Lincoln Elementary School	Teacher	68,896	1.0	92010103	512903
	2305	GOULD	JULIE	Lincoln Elementary School	Teacher	113,972	1.0	92010103	512903
	2305	HANEFFANT	CAITLYN	Lincoln Elementary School	Teacher	69,533	1.0	92010103	512903
	2305	JONES	STEPHANIE	Lincoln Elementary School	Teacher	98,809	1.0	92010103	512903
	2305	KELLY	ERIN	Lincoln Elementary School	Teacher	108,480	1.0	92010103	512903
	2305	KRUG	MARGARET	Lincoln Elementary School	Teacher	102,453	1.0	92010103	512903
	2305	KULARSKI	JESSICA	Lincoln Elementary School	Teacher	109,606	1.0	92010103	512903
	2305	MELLO	DEVON	Lincoln Elementary School	Teacher	101,488	1.0	92010103	512903
	2305	POLLARD	PATRICK	Lincoln Elementary School	Teacher	106,965	1.0	92010103	512903
	2305	REGINA	ANDREA	Lincoln Elementary School	Teacher	112,344	1.0	92010103	512903
	2305	ROSADO	AMANDA	Lincoln Elementary School	Teacher	109,718	1.0	92010103	512903
	2305	ROYLOS	BETH	Lincoln Elementary School	Teacher	112,471	1.0	92010103	512903
	2305	RYAN	CLAIRE	Lincoln Elementary School	Teacher	105,741	1.0	92010103	512903
	2305	SARAO	SUSAN	Lincoln Elementary School	Teacher	94,556	1.0	92010103	512903
	2305	SCHEMBARI	COURTNEY	Lincoln Elementary School	Teacher	69,533	1.0	92010103	512903
	2305	STEFANY	MOLLY	Lincoln Elementary School	Teacher	94,556	1.0	92010103	512903
	2305	TRAINOR	MARCELLA	Lincoln Elementary School	Teacher	109,606	1.0	92010103	512903
	2305	WILLIAMS	JEANANN	Lincoln Elementary School	Teacher	98,814	1.0	92010103	512903

DESE Function	Code	Last Name	First Name	School > Name	Job	Annual Pay	FTE	Org	Object
	2305	WILLIAMS	JESSICA	Lincoln Elementary School	Teacher	103,555	1.0	92010103	512903
	2305	ABOAGYE-KODJOE	RANSFORD	Lowell High School	Teacher	109,606	1.0	99010720	512903
	2305	ADAMS	PATRICIA	Lowell High School	Teacher	121,700	1.0	99010720	512903
	2305	AFFLICK	DAVID	Lowell High School	Teacher	99,303	1.0	99010720	512903
	2305	AHERN	JODI	Lowell High School	Teacher	117,836	1.0	99010720	512903
	2305	ALLSHOUSE	ERIC	Lowell High School	Teacher	102,676	1.0	99010720	512903
	2305	AMEDURI	JEANNINE	Lowell High School	Teacher	104,224	1.0	99010720	512903
	2305	AMEZQUITA	YARALIZ	Lowell High School	Teacher	101,488	1.0	99010720	512903
	2305	ANGELIS	LIANA	Lowell High School	Teacher	74,309	1.0	99010720	512903
	2305	ANONAS	BIANCA	Lowell High School	Teacher	94,556	1.0	99010720	512903
	2305	APOSTOLOS	ELENA	Lowell High School	Teacher	112,344	1.0	99010720	512903
	2305	ARHUIDESE	RAPHAEL	Lowell High School	Teacher	105,741	1.0	99010720	512903
	2305	AYALA	NATASHA	Lowell High School	Teacher	62,100	1.0	99010720	512903
	2305	BAILEY	PENNY	Lowell High School	Teacher	62,100	1.0	99010720	512903
	2305	BARRY	BRIAN	Lowell High School	Teacher	112,344	1.0	99010720	512903
	2305	BAUER	KENDRA	Lowell High School	Teacher	115,081	1.0	99010720	512903
	2305	BEAUCHESNE	BRIGITTE	Lowell High School	Teacher	117,836	1.0	99010720	512903
	2305	BELLEROSSE-ROCKWOOD	STEPHANIE	Lowell High School	Teacher	94,556	1.0	99010720	512903
	2305	BERARD	DARRIN	Lowell High School	Teacher	106,965	1.0	99010720	512903
	2305	BERNIER	SETH	Lowell High School	Teacher	96,075	1.0	99010720	512903
	2305	BERUBE	STEPHEN	Lowell High School	Teacher	79,513	1.0	99010720	512903
	2305	BIENVENUE	ANN	Lowell High School	Teacher	113,972	1.0	99010720	512903
	2305	BIGWOOD	LAURA	Lowell High School	Teacher	86,469	1.0	99010720	512903
	2305	BLANKINGSHIP	CHRISTOPHER	Lowell High School	Teacher	62,100	1.0	99010720	512903
	2305	BLOOD THOM	SHERLEY	Lowell High School	Teacher	109,606	1.0	99010720	512903
	2305	BOLIANITES	CHARLES	Lowell High School	Teacher	119,776	1.0	99010720	512903
	2305	BOOTS	ROBIN	Lowell High School	Teacher	116,725	1.0	99010720	512903
	2305	BORGES	SEPHORA	Lowell High School	Teacher	93,888	1.0	99010720	512903
	2305	BRASSARD	SUSAN	Lowell High School	Teacher	113,469	1.0	99010720	512903
	2305	BRETON PANTOS	CAROLYN	Lowell High School	Teacher	102,676	1.0	99010720	512903
	2305	BRITTON	MARGARET	Lowell High School	Teacher	100,270	1.0	99010720	512903
	2305	BRYAN	SEAN	Lowell High School	Teacher	62,100	1.0	99010720	512903
	2305	BUCKLEY	ELISE	Lowell High School	Teacher	82,353	1.0	99010720	512903
	2305	BURNELL	AMY	Lowell High School	Teacher	102,676	1.0	99010720	512903
	2305	CAHILL	CLARA	Lowell High School	Teacher	99,302	1.0	99010720	512903
	2305	CALLAHAN	JAMES	Lowell High School	Teacher	115,081	1.0	99010720	512903
	2305	CAREY	JENNIFER	Lowell High School	Teacher	119,395	1.0	99010720	512903
	2305	CASEY	DAVID	Lowell High School	Teacher	106,965	1.0	99010720	512903
	2305	CAVERLY	EVAN	Lowell High School	Teacher	64,121	1.0	99010720	512903
	2305	CHACE	LAURA	Lowell High School	Teacher	107,929	1.0	99010720	512903
	2305	CHAMPAGNE	RILEY	Lowell High School	Teacher	64,121	1.0	99010720	512903
	2305	CHHOEUNG	CHHENGHAK	Lowell High School	Teacher	66,418	1.0	99010720	512903
	2305	COE	SHELBY	Lowell High School	Teacher	78,099	1.0	99010720	512903
	2305	COLLOCA	LISA	Lowell High School	Teacher	117,836	1.0	99010720	512903
	2305	COMEAU	PHILIP	Lowell High School	Teacher	113,436	1.0	99010720	512903

DESE Function	Code	Last Name	First Name	School > Name	Job	Annual Pay	FTE	Org	Object
	2305	CONNELLY	NANCY	Lowell High School	Teacher	113,972	1.0	99010720	512903
	2305	COPPINGER	JESSICA	Lowell High School	Teacher	64,121	1.0	99010720	512903
	2305	CORDOVA-ARDOIN	PATRICIA	Lowell High School	Teacher	86,979	1.0	99010720	512903
	2305	COUTURE	BAILEY	Lowell High School	Teacher	62,100	1.0	99010720	512903
	2305	DAVID	MATTHEW	Lowell High School	Teacher	66,420	1.0	99010720	512903
	2305	DECARDENAS	NICOLE	Lowell High School	Teacher	99,303	1.0	99010720	512903
	2305	DECARVALHO	DIVA	Lowell High School	Teacher	102,676	1.0	99010720	512903
	2305	DELGADO	AMARILIS	Lowell High School	Teacher	106,965	1.0	99010720	512903
	2305	DENLY	BRETT	Lowell High School	Teacher	62,100	1.0	99010720	512903
	2305	DERUOSI	RICHARD	Lowell High School	Teacher	66,420	1.0	99010720	512903
	2305	DONOVAN	AARON	Lowell High School	Teacher	86,010	1.0	99010720	512903
	2305	DUNHAM	KEVIN	Lowell High School	Teacher	113,152	1.0	99010720	512903
	2305	DYSON	MARY ANN	Lowell High School	Teacher	107,058	1.0	99010720	512903
	2305	EM	ALINA	Lowell High School	Teacher	64,121	1.0	99010720	512903
	2305	ERNST	AMANDA	Lowell High School	Teacher	109,606	1.0	99010720	512903
	2305	FADNESS	PETER	Lowell High School	Teacher	94,062	1.0	99010720	512903
	2305	FERREIRA	LENA	Lowell High School	Teacher	108,480	1.0	99010720	512903
	2305	FIDRYCH	MARIE	Lowell High School	Teacher	105,741	1.0	99010720	512903
	2305	FILLMORE	ROBERTA	Lowell High School	Teacher	109,718	1.0	99010720	512903
	2305	FLINNER	KATHRYN	Lowell High School	Teacher	98,810	1.0	99010720	512903
	2305	FRANCOEUR	PAUL	Lowell High School	Teacher	109,606	1.0	99010720	512903
	2305	GABOR	TRICIA	Lowell High School	Teacher	108,480	1.0	99010720	512903
	2305	GALE	DYLAN	Lowell High School	Teacher	66,420	1.0	99010720	512903
	2305	GALLAGHER	GLEN	Lowell High School	Teacher	105,741	1.0	99010720	512903
	2305	GANNON	TAYLOR	Lowell High School	Teacher	90,773	1.0	99010720	512903
	2305	GIBBS	ALEXIS	Lowell High School	Teacher	111,282	1.0	99010720	512903
	2305	GIORDANO	ANTHONY	Lowell High School	Teacher	104,224	1.0	99010720	512903
	2305	GIRAFFO	NICOLE	Lowell High School	Teacher	101,488	1.0	99010720	512903
	2305	GOODHUE	TARA	Lowell High School	Teacher	113,469	1.0	99010720	512903
	2305	GRADY	KELLIANNE	Lowell High School	Teacher	102,453	1.0	99010720	512903
	2305	GRAHAM	DANIEL	Lowell High School	Teacher	111,219	1.0	99010720	512903
	2305	HAMILTON	JASMINE	Lowell High School	Teacher	62,100	1.0	99010720	512903
	2305	HANLON	DANIEL	Lowell High School	Teacher	113,436	1.0	99010720	512903
	2305	HEYWOSZ	THOMAS	Lowell High School	Teacher	90,773	1.0	99010720	512903
	2305	HOFFMAN	JACQUELINE	Lowell High School	Teacher	107,422	1.0	99010720	512903
	2305	HOOTS	BRANDON	Lowell High School	Teacher	76,805	1.0	99010712	512903
	2305	HOR	SAMNANG	Lowell High School	Teacher	104,224	1.0	99010720	512903
	2305	HORAN	KRISTIN	Lowell High School	Teacher	100,270	1.0	99010720	512903
	2305	JAMES	GREGORY	Lowell High School	Teacher	86,010	1.0	99010720	512903
	2305	JANOWICZ	ABBY	Lowell High School	Teacher	69,533	1.0	99010720	512903
	2305	JARACZ	EDWARD	Lowell High School	Teacher	106,965	1.0	99010720	512903
	2305	JOHNSTON	CYNTHIA	Lowell High School	Teacher	101,488	1.0	99010720	512903
	2305	JORGENSEN	KAI	Lowell High School	Teacher	66,418	1.0	99010720	512903
	2305	JUSSAUME	JOSEPH	Lowell High School	Teacher	118,946	1.0	99010720	512903
	2305	KEEFE	MARK	Lowell High School	Teacher	106,965	1.0	99010720	512903

DESE Function	Code	Last Name	First Name	School > Name	Job	Annual Pay	FTE	Org	Object
	2305	KEEFE	RYAN	Lowell High School	Teacher	108,480	1.0	99010720	512903
	2305	KEEGAN	KRISTINA	Lowell High School	Teacher	102,453	1.0	99010720	512903
	2305	KHO	TARARITH	Lowell High School	Teacher	89,810	1.0	99010720	512903
	2305	LABONTE	AUBREY	Lowell High School	Teacher	89,810	1.0	99010720	512903
	2305	LAUGHLIN	BRYANNA	Lowell High School	Teacher	93,888	1.0	99010720	512903
	2305	LEBRON	JONAYLIS	Lowell High School	Teacher	64,121	1.0	99010720	512903
	2305	LEDUC	TAYLOR	Lowell High School	Teacher	103,555	1.0	99010720	512903
	2305	LEE	MEEYOUNG	Lowell High School	Teacher	107,422	1.0	99010720	512903
	2305	LOGAN	JARED	Lowell High School	Teacher	86,010	1.0	99010720	512903
	2305	LONG	VERONICA	Lowell High School	Teacher	64,121	1.0	99010720	512903
	2305	MAGNUS	MARTA	Lowell High School	Teacher	105,192	1.0	99010720	512903
	2305	MAI	MELANIE	Lowell High School	Teacher	76,805	1.0	99010720	512903
	2305	MALEK	CONNOR	Lowell High School	Teacher	86,010	1.0	99010720	512903
	2305	MARSDEN	SOPHIA	Lowell High School	Teacher	74,309	1.0	99010720	512903
	2305	MARTINEZ	MEGAN	Lowell High School	Teacher	115,081	1.0	99010720	512903
	2305	MCANANEY	KILLIAN	Lowell High School	Teacher	106,965	1.0	99010720	512903
	2305	MCCABE	MICHAEL	Lowell High School	Teacher	109,718	1.0	99010720	512903
	2305	MCCARTY	SHAUN	Lowell High School	Teacher	117,836	1.0	99010720	512903
	2305	MCDONOUGH	CAROLYN	Lowell High School	Teacher	82,215	1.0	99010720	512903
	2305	MCQUAID	ELIZABETH	Lowell High School	Teacher	103,555	1.0	99010720	512903
	2305	MEDRANO	STEPHANIE	Lowell High School	Teacher	89,810	1.0	99030306	512112
	2305	MELLONAKOS	ZACHARY	Lowell High School	Teacher	68,896	1.0	99010720	512903
	2305	MIGLIORI	DORETTE	Lowell High School	Teacher	102,453	1.0	99010720	512903
	2305	MIRABELLA	AMANDA	Lowell High School	Teacher	89,810	1.0	99010720	512903
	2305	MIVILLE	JULIA	Lowell High School	Teacher	86,010	1.0	99010712	512903
	2305	MONTOYA LOPEZ	MATEO	Lowell High School	Teacher	62,100	1.0	99010720	512903
	2305	MORALES	KERRI	Lowell High School	Teacher	101,552	1.0	99010720	512903
	2305	MORSE	PAUL	Lowell High School	Teacher	94,556	1.0	99010720	512903
	2305	MURPHY	DANIEL	Lowell High School	Teacher	101,552	1.0	99010720	512903
	2305	NORTHROP	WILLIAM	Lowell High School	Teacher	106,965	1.0	99010720	512903
	2305	NUTILE	CAROLINE	Lowell High School	Teacher	68,896	1.0	99010720	512903
	2305	OEUR	THY	Lowell High School	Teacher	113,972	1.0	99010720	512903
	2305	O'LEARY	FAYE	Lowell High School	Teacher	115,081	1.0	99010720	512903
	2305	O'NEILL	JESSICA	Lowell High School	Teacher	105,741	1.0	99010720	512903
	2305	OTERO	MEARA	Lowell High School	Teacher	112,344	1.0	99010720	512903
	2305	PACKARD	THERESE	Lowell High School	Teacher	96,075	1.0	99010720	512903
	2305	PARISI	JOSEPH	Lowell High School	Teacher	78,099	1.0	99010720	512903
	2305	PATNAUDE	ANDREW	Lowell High School	Teacher	94,556	1.0	99010720	512903
	2305	PAYES	ROCIO	Lowell High School	Teacher	76,805	1.0	99010720	512903
	2305	PEDERSON	MEGAN	Lowell High School	Teacher	107,422	1.0	99010720	512903
	2305	PERKINS	JARED	Lowell High School	Teacher	101,488	1.0	99010720	512903
	2305	PHAM	ALEXANDER	Lowell High School	Teacher	99,303	1.0	99010720	512903
	2305	PICHARDO	EUCLIDES	Lowell High School	Teacher	105,192	1.0	99010720	512903
	2305	PLANTE	JOANN	Lowell High School	Teacher	89,810	1.0	99010720	512903
	2305	POLAK	CECELIA	Lowell High School	Teacher	62,100	1.0	99010720	512903

DESE Function	Code	Last Name	First Name	School > Name	Job	Annual Pay	FTE	Org	Object
	2305	POPESCU	DORIAN	Lowell High School	Teacher	109,606	1.0	99010720	512903
	2305	PRAK	CHENDA	Lowell High School	Teacher	98,814	1.0	99010720	512903
	2305	QUILES	RAFAEL	Lowell High School	Teacher	112,344	1.0	99010720	512903
	2305	RAPONE	LEONARD	Lowell High School	Teacher	117,836	1.0	99010720	512903
	2305	RILEY	SUZANNE	Lowell High School	Teacher	107,929	1.0	99010720	512903
	2305	ROWSELL	TAYLOR	Lowell High School	Teacher	82,215	1.0	99010720	512903
	2305	ROY	HANNAH	Lowell High School	Teacher	99,303	1.0	99010720	512903
	2305	SAINT-LOUIS	RALPH	Lowell High School	Teacher	90,773	1.0	99010720	512903
	2305	SANTANA	ANA MARIA	Lowell High School	Teacher	39,060	1.0	98510606	512958
	2305	SARAULT	STEPHEN	Lowell High School	Teacher	78,099	1.0	99010720	512903
	2305	SCANLAN	BRIAN	Lowell High School	Teacher	101,792	1.0	99010720	512903
	2305	SCHOLTES	CAILEY	Lowell High School	Teacher	62,100	1.0	99010720	512903
	2305	SEM	SABRINA	Lowell High School	Teacher	68,896	1.0	99010720	512903
	2305	SHEEHAN	ROSE	Lowell High School	Teacher	108,479	1.0	99010720	512903
	2305	SHEMELINA	NATALIA	Lowell High School	Teacher	82,215	1.0	99010720	512903
	2305	SILVERBERG	JASON	Lowell High School	Teacher	105,741	1.0	99010720	512903
	2305	SINHA	JAYA	Lowell High School	Teacher	104,224	1.0	99010720	512903
	2305	SMITH	ERICA	Lowell High School	Teacher	110,682	1.0	99010720	512903
	2305	SMITH	BELINDA	Lowell High School	Teacher	69,533	1.0	99010720	512903
	2305	SOTO	SARAH	Lowell High School	Teacher	74,307	1.0	99010720	512903
	2305	SOUCY	JENNIFER	Lowell High School	Teacher	101,488	1.0	99010720	512903
	2305	SPENCER	JUSTIN	Lowell High School	Teacher	106,965	1.0	99010720	512903
	2305	STEINBERG	EMILY	Lowell High School	Teacher	110,682	1.0	99010720	512903
	2305	STEWART	MEGAN	Lowell High School	Teacher	111,282	1.0	99010720	512903
	2305	SWENSON	KYLE	Lowell High School	Teacher	89,143	1.0	99010720	512903
	2305	SZECSEKAS	STEPHEN	Lowell High School	Teacher	111,219	1.0	99010720	512903
	2305	TACITO	CHARLOTTE	Lowell High School	Teacher	89,809	1.0	99010720	512903
	2305	TAYLOR	JACQUELINE	Lowell High School	Teacher	117,836	1.0	99010720	512903
	2305	TAYLOR	JILL	Lowell High School	Teacher	120,589	1.0	99010720	512903
	2305	TAYLOR	WAYNE	Lowell High School	Teacher	103,555	1.0	99010720	512903
	2305	TIERNO	MORGAN	Lowell High School	Teacher	86,010	1.0	99010720	512903
	2305	TRIPATHI	NEETI	Lowell High School	Teacher	102,455	1.0	99010720	512903
	2305	VALDEZ DICURU	YOSIBEL	Lowell High School	Teacher	64,121	1.0	99010720	512903
	2305	VAN	KUNTHEAR	Lowell High School	Teacher	94,556	1.0	99010720	512903
	2305	VOLANTE	KRISTIE	Lowell High School	Teacher	105,192	1.0	99010720	512903
	2305	WARDYGA	LISA	Lowell High School	Teacher	109,606	1.0	99010720	512903
	2305	WEIJER	ANDY	Lowell High School	Teacher	103,555	1.0	99010720	512903
	2305	WHALEN CROCKETT	RUTH	Lowell High School	Teacher	102,453	1.0	99010720	512903
	2305	WILLIAMS	PATRICIA	Lowell High School	Teacher	102,453	1.0	99010720	512903
	2305	YOUNGCLAUS	JEFFREY	Lowell High School	Teacher	86,010	1.0	99010720	512903
	2305	ZINGALES	TODD	Lowell High School	Teacher	64,121	1.0	99010720	512903
	2305	ZUCCO	MARCIA	Lowell High School	Teacher	86,010	1.0	99010720	512903
	2305	ALMEIDA	CATHERINE	McAuliffe Elementary School	Teacher	105,741	1.0	97510103	512903
	2305	BAHOV	JOHNNA	McAuliffe Elementary School	Teacher	107,929	1.0	97510106	512903
	2305	BEDARD	TARA	McAuliffe Elementary School	Teacher	110,682	1.0	97510103	512903

DESE Function	Code	Last Name	First Name	School > Name	Job	Annual Pay	FTE	Org	Object
	2305	BOWDEN	CARL	McAuliffe Elementary School	Teacher	104,224	1.0	97510103	512903
	2305	BURGESS	BARBARA	McAuliffe Elementary School	Teacher	105,192	1.0	97510103	512903
	2305	CAYER	ANNA MARIE	McAuliffe Elementary School	Teacher	101,488	1.0	97510103	512903
	2305	CHANDLER	HALEY	McAuliffe Elementary School	Teacher	101,488	1.0	97510103	512903
	2305	DAVIS	LELA	McAuliffe Elementary School	Teacher	104,224	1.0	97510103	512903
	2305	DIXON	CHRISTINA	McAuliffe Elementary School	Teacher	115,081	1.0	97510103	512903
	2305	DOWLING	KATHLEEN	McAuliffe Elementary School	Teacher	112,344	1.0	97510103	512903
	2305	FERNANDEZ	JOSHUA	McAuliffe Elementary School	Teacher	104,224	1.0	97510103	512903
	2305	FRIAS	ASHLEY	McAuliffe Elementary School	Teacher	74,309	1.0	97510103	512903
	2305	GALLAGHER	RACHEL	McAuliffe Elementary School	Teacher	86,010	1.0	97510103	512903
	2305	GARRY-DURAND	CATHLEEN	McAuliffe Elementary School	Teacher	117,836	1.0	97510103	512903
	2305	GORDON	JULIE	McAuliffe Elementary School	Teacher	113,972	1.0	97510103	512903
	2305	GUILBEAULT	AUDREY	McAuliffe Elementary School	Teacher	101,488	1.0	97510103	512903
	2305	HILL	CALI	McAuliffe Elementary School	Teacher	72,686	1.0	97510103	512903
	2305	HOWES	JULIA	McAuliffe Elementary School	Teacher	68,897	1.0	97510103	512903
	2305	KELSEY	PATRICIA	McAuliffe Elementary School	Teacher	107,929	1.0	97510103	512903
	2305	MARKEY	JESSICA	McAuliffe Elementary School	Teacher	107,929	1.0	97510103	512903
	2305	MCGAFFIGAN	KERRIE	McAuliffe Elementary School	Teacher	109,718	1.0	97510103	512903
	2305	MCHUGH	ELLEN	McAuliffe Elementary School	Teacher	107,058	1.0	97510103	512903
	2305	MIDDLEMISS	KATHERINE	McAuliffe Elementary School	Teacher	86,010	1.0	97510103	512903
	2305	MORSE	ERIN	McAuliffe Elementary School	Teacher	94,556	1.0	97510103	512903
	2305	O'DONNELL	ALEXANDRA	McAuliffe Elementary School	Teacher	86,010	1.0	97510103	512903
	2305	SWEENEY	CHRISTINE	McAuliffe Elementary School	Teacher	113,972	1.0	97510103	512903
	2305	THERIAULT	LEIGHA	McAuliffe Elementary School	Teacher	104,224	1.0	97510106	512903
	2305	YAU	KATELYN	McAuliffe Elementary School	Teacher	105,741	1.0	97510103	512903
	2305	ABRAMS	ERIN	McAvinnue Elementary School	Teacher	113,972	1.0	91210103	512903
	2305	CARRUCINI	MAYLEEN	McAvinnue Elementary School	Teacher	62,100	1.0	91210103	512903
	2305	CHANDONNET-RYDER	KAITLIN	McAvinnue Elementary School	Teacher	110,415	1.0	91210103	512903
	2305	CLEMENTE	EMILY	McAvinnue Elementary School	Teacher	69,533	1.0	91210103	512903
	2305	CORIO	HANNAH	McAvinnue Elementary School	Teacher	74,309	1.0	91210103	512903
	2305	CRAFTS	KATIE	McAvinnue Elementary School	Teacher	72,686	1.0	91210103	512903
	2305	FIGUEIREDO	KARA	McAvinnue Elementary School	Teacher	101,488	1.0	91210103	512903
	2305	GERVAIS	MARIBEL	McAvinnue Elementary School	Teacher	120,589	1.0	91210103	512903
	2305	HISLOP	ANNE-MARIE	McAvinnue Elementary School	Teacher	109,718	1.0	91210103	512903
	2305	JOYCE	ERIKA	McAvinnue Elementary School	Teacher	80,600	1.0	91210103	512903
	2305	LECLERC	PEPPER JEAN	McAvinnue Elementary School	Teacher	94,556	1.0	91210103	512903
	2305	LECZYNSKI	MALLORY	McAvinnue Elementary School	Teacher	95,522	1.0	91210103	512903
	2305	LEWIS	CYNTHIA	McAvinnue Elementary School	Teacher	109,718	1.0	91210103	512903
	2305	MACLEOD	CHRISTINA	McAvinnue Elementary School	Teacher	76,805	1.0	91210103	512903
	2305	MAKUMBI	JESSICA	McAvinnue Elementary School	Teacher	102,453	1.0	91210103	512903
	2305	MARTINEAU	FELISHA	McAvinnue Elementary School	Teacher	102,453	1.0	91210103	512903
	2305	MAYO	JENNIFER	McAvinnue Elementary School	Teacher	111,219	1.0	91210103	512903
	2305	MCCANN	TAYLOR	McAvinnue Elementary School	Teacher	82,215	1.0	91210103	512903
	2305	MICHAUD	MEGAN	McAvinnue Elementary School	Teacher	82,215	1.0	91210103	512903
	2305	PATTERSON	CHRISTINA	McAvinnue Elementary School	Teacher	106,965	1.0	91210103	512903

DESE Function	Code	Last Name	First Name	School > Name	Job	Annual Pay	FTE	Org	Object
	2305	PIKE	MICHELLE	McAvinnue Elementary School	Teacher	86,010	1.0	91210103	512903
	2305	RINDO	KATHRYN	McAvinnue Elementary School	Teacher	94,556	1.0	91210103	512903
	2305	UBELE	KATERINA	McAvinnue Elementary School	Teacher	89,810	1.0	91210103	512903
	2305	WAGNER	MICHELLE	McAvinnue Elementary School	Teacher	96,075	1.0	91210103	512903
	2305	AGO	COURTNEY	Moody Elementary School	Teacher	104,224	1.0	92710103	512903
	2305	BRADFIELD	DEBORA	Moody Elementary School	Teacher	79,066	1.0	92710103	512903
	2305	COSTELLO	AMY	Moody Elementary School	Teacher	101,488	1.0	92710103	512903
	2305	DONOVAN	SARAH	Moody Elementary School	Teacher	105,192	1.0	92710103	512903
	2305	FLYNN	JANICE	Moody Elementary School	Teacher	107,058	1.0	92710103	512903
	2305	GALLAGHER	SHELAGH	Moody Elementary School	Teacher	101,488	1.0	92710103	512903
	2305	HALEY	KRISTINE	Moody Elementary School	Teacher	66,420	1.0	92710103	512903
	2305	IBARGUEN	STEVEN	Moody Elementary School	Teacher	110,682	1.0	92710103	512903
	2305	KLOBUCHER	LISA	Moody Elementary School	Teacher	105,192	1.0	92710103	512903
	2305	LOUGHLIN	ANNEMARIE	Moody Elementary School	Teacher	78,100	1.0	92710103	512903
	2305	NETISHEN	ELLEN	Moody Elementary School	Teacher	120,589	1.0	92710103	512903
	2305	NICHOLSON	ANDREA	Moody Elementary School	Teacher	77,651	1.0	92710103	512903
	2305	PAPPATHAN	PATRICIA	Moody Elementary School	Teacher	105,192	1.0	92710103	512903
	2305	REYNOLDS	MARTHA	Moody Elementary School	Teacher	107,058	1.0	92710103	512903
	2305	SPEARMAN	YOLANDA	Moody Elementary School	Teacher	94,556	1.0	92710103	512903
	2305	AMOS	MARY KATE	Morey Elementary School	Teacher	105,192	1.0	93010103	512903
	2305	ARMSTRONG	BETH	Morey Elementary School	Teacher	117,836	1.0	93010103	512903
	2305	BOI	TUNDE	Morey Elementary School	Teacher	109,606	1.0	93010103	512903
	2305	CAPPELLINI	SUSAN	Morey Elementary School	Teacher	107,058	1.0	93010103	512903
	2305	CHHOUY	AMANDA	Morey Elementary School	Teacher	62,100	1.0	93010103	512903
	2305	CRAWFORD	RACHEL	Morey Elementary School	Teacher	104,224	1.0	93010103	512903
	2305	CROWLEY	CHRISTOPHER	Morey Elementary School	Teacher	110,682	1.0	93010103	512903
	2305	EMRICK	ALEXANDRA	Morey Elementary School	Teacher	86,010	1.0	93010103	512903
	2305	FLAHERTY	KATHLEEN	Morey Elementary School	Teacher	115,081	1.0	93010103	512903
	2305	HILLMAN	ERIN	Morey Elementary School	Teacher	105,192	1.0	93010103	512903
	2305	HONG	HUONG	Morey Elementary School	Teacher	89,810	1.0	93010103	512903
	2305	HYSLIP	SUZANNE	Morey Elementary School	Teacher	99,303	1.0	93010103	512903
	2305	KELLETT	MELYNDA	Morey Elementary School	Teacher	89,810	1.0	93010103	512903
	2305	KELLY	LEANNE	Morey Elementary School	Teacher	104,224	1.0	93010103	512903
	2305	LAROCQUE	CATHERINE	Morey Elementary School	Teacher	108,480	1.0	93010103	512903
	2305	LAWRENCE	KAITLYN	Morey Elementary School	Teacher	108,480	1.0	93010103	512903
	2305	MACKWELL	MARCIE	Morey Elementary School	Teacher	113,436	1.0	93010103	512903
	2305	MCKELVIE	LYNN	Morey Elementary School	Teacher	117,836	1.0	93010103	512903
	2305	NANGLE	KATIE	Morey Elementary School	Teacher	98,809	1.0	93010103	512903
	2305	PIANTAGGINI	SANDRA	Morey Elementary School	Teacher	120,589	1.0	93010103	512903
	2305	ROBERGE	JULIE	Morey Elementary School	Teacher	107,422	1.0	93010103	512903
	2305	SPELLISSY	KATHERINE	Morey Elementary School	Teacher	107,929	1.0	93010103	512903
	2305	UNGER	KERIANN	Morey Elementary School	Teacher	105,192	1.0	93010103	512903
	2305	UVANNI	SUSAN	Morey Elementary School	Teacher	117,836	1.0	93010103	512903
	2305	VEIGA	CHRISTINE	Morey Elementary School	Teacher	104,304	1.0	93010103	512903
	2305	VEILLEUX	RACHEL	Morey Elementary School	Teacher	115,081	1.0	93010103	512903

DESE Function	Code	Last Name	First Name	School > Name	Job	Annual Pay	FTE	Org	Object
	2305	VOGEL	AMY	Morey Elementary School	Teacher	110,682	1.0	93010103	512903
	2305	ALONARDO	MELISSA	Murkland Elementary School	Teacher	106,540	1.0	98010103	512903
	2305	BOWLEN	SARAH	Murkland Elementary School	Teacher	120,589	1.0	98010103	512903
	2305	BROWN	COLLEEN	Murkland Elementary School	Teacher	123,640	1.0	98010103	512903
	2305	CHICOINE	SARAH	Murkland Elementary School	Teacher	101,488	1.0	98010103	512903
	2305	DALTON	MICHELLE	Murkland Elementary School	Teacher	90,773	1.0	98010103	512903
	2305	DESMARAIS	ROXANNE	Murkland Elementary School	Teacher	112,344	1.0	98010103	512903
	2305	FENDELL	BRIAN	Murkland Elementary School	Teacher	109,606	1.0	98010103	512903
	2305	FLAHIVE	SHANNON	Murkland Elementary School	Teacher	99,303	1.0	98010103	512903
	2305	GOOR	ARTEMIS	Murkland Elementary School	Teacher	116,725	1.0	98010103	512903
	2305	LANIER	KRISTEN	Murkland Elementary School	Teacher	101,488	1.0	98010103	512903
	2305	LEMAY	BRIANNE	Murkland Elementary School	Teacher	109,606	1.0	98010103	512903
	2305	MAINVILLE	AMANDA	Murkland Elementary School	Teacher	70,503	1.0	98010103	512903
	2305	MOYNIHAN	JENNIFER	Murkland Elementary School	Teacher	99,303	1.0	98010103	512903
	2305	MUNROE	HILLARY	Murkland Elementary School	Teacher	93,888	1.0	98010103	512903
	2305	MURPHY	AARON	Murkland Elementary School	Teacher	109,606	1.0	98010103	512903
	2305	QUEALY	ERIN	Murkland Elementary School	Teacher	112,344	1.0	98010103	512903
	2305	RILEY	DANIELLE	Murkland Elementary School	Teacher	74,309	1.0	98010103	512903
	2305	SERPE	LINDSAY	Murkland Elementary School	Teacher	105,741	1.0	98010103	512903
	2305	SMITH	SAMANTHA	Murkland Elementary School	Teacher	64,121	1.0	98010103	512903
	2305	ST LAWRENCE	DOUGLAS	Murkland Elementary School	Teacher	117,836	1.0	98010103	512903
	2305	SULLIVAN	MEGAN	Murkland Elementary School	Teacher	86,010	1.0	98010103	512903
	2305	TAVERAS	SHANNON	Murkland Elementary School	Teacher	94,132	1.0	98010103	512903
	2305	TOWER	KIMBERLY	Murkland Elementary School	Teacher	102,453	1.0	98010103	512903
	2305	WALLACE	ALYSSA	Murkland Elementary School	Teacher	82,215	1.0	98010103	512903
	2305	WATTS	APRIL	Murkland Elementary School	Teacher	115,081	1.0	98010103	512903
	2305	WEINTRAUB	JESSICA	Murkland Elementary School	Teacher	117,836	1.0	98010103	512903
	2305	WOODS	ELIZABETH	Murkland Elementary School	Teacher	86,982	1.0	98010103	512903
	2305	AMLASHI	ANNA	Pawtucketville Memorial Elementary School	Teacher	102,453	1.0	93610103	512903
	2305	BONFILIO	KIMBERLY	Pawtucketville Memorial Elementary School	Teacher	117,836	1.0	93610103	512903
	2305	BURNS	DALE	Pawtucketville Memorial Elementary School	Teacher	104,224	1.0	93610103	512903
	2305	CALLAHAN	TARA	Pawtucketville Memorial Elementary School	Teacher	108,480	1.0	93610103	512903
	2305	CHAHINE	FADIA	Pawtucketville Memorial Elementary School	Teacher	90,773	1.0	93610103	512903
	2305	COGAN	TRACEY	Pawtucketville Memorial Elementary School	Teacher	86,010	1.0	93610106	512903
	2305	CONWAY	KASEY	Pawtucketville Memorial Elementary School	Teacher	99,303	1.0	93610103	512903
	2305	COTMAN-EL	MANSUR	Pawtucketville Memorial Elementary School	Teacher	94,556	1.0	93610103	512903
	2305	DION	STEPHANIE	Pawtucketville Memorial Elementary School	Teacher	101,488	1.0	93610103	512903
	2305	DUCHESNE	KATRINA	Pawtucketville Memorial Elementary School	Teacher	109,606	1.0	93610103	512903
	2305	GENEST	TRACY	Pawtucketville Memorial Elementary School	Teacher	110,109	1.0	93610103	512903
	2305	HANLON	LAUREN	Pawtucketville Memorial Elementary School	Teacher	102,455	1.0	93610106	512903
	2305	HEALEY	ALICIA	Pawtucketville Memorial Elementary School	Teacher	105,741	1.0	93610103	512903
	2305	HUNT	TARA	Pawtucketville Memorial Elementary School	Teacher	113,972	1.0	93610103	512903
	2305	KNIGHT	JESSICA	Pawtucketville Memorial Elementary School	Teacher	102,453	1.0	93610103	512903
	2305	KOUY	MELISSA	Pawtucketville Memorial Elementary School	Teacher	111,219	1.0	93610103	512903
	2305	LABENSKI	LEEANNA	Pawtucketville Memorial Elementary School	Teacher	89,810	1.0	93610103	512903

DESE Function	Code	Last Name	First Name	School > Name	Job	Annual Pay	FTE	Org	Object
	2305	LANDSTEINER	ALLISA	Pawtucketville Memorial Elementary School	Teacher	111,219	1.0	93610103	512903
	2305	MARANDOLA	KATHLEEN	Pawtucketville Memorial Elementary School	Teacher	117,836	1.0	93610103	512903
	2305	MARSHALL	KERRY	Pawtucketville Memorial Elementary School	Teacher	112,344	1.0	93610103	512903
	2305	MARTIN	BRITTANY	Pawtucketville Memorial Elementary School	Teacher	105,741	1.0	93610103	512903
	2305	MEEHAN-GILET	MAUREEN	Pawtucketville Memorial Elementary School	Teacher	104,224	1.0	93610103	512903
	2305	MENDONCA	TAYLOR	Pawtucketville Memorial Elementary School	Teacher	99,303	1.0	93610103	512903
	2305	MORIN	CASEY	Pawtucketville Memorial Elementary School	Teacher	72,686	1.0	93610106	512903
	2305	PAOLINO	KRISTEN	Pawtucketville Memorial Elementary School	Teacher	98,809	1.0	93610103	512903
	2305	ROGERS	SEAN	Pawtucketville Memorial Elementary School	Teacher	107,058	1.0	93610103	512903
	2305	SCHOFIELD	DONNA	Pawtucketville Memorial Elementary School	Teacher	108,480	1.0	93610103	512903
	2305	SHAIKH	ASIYA	Pawtucketville Memorial Elementary School	Teacher	72,686	1.0	93610103	512903
	2305	SHELTON	KERRI	Pawtucketville Memorial Elementary School	Teacher	102,453	1.0	93610103	512903
	2305	ADLEY	CAITLYN	Pyne Arts Magnet School	Teacher	109,606	1.0	91810106	512903
	2305	ALVES	HEIDI	Pyne Arts Magnet School	Teacher	101,488	1.0	91810604	512903
	2305	ANDERSON	ERIN	Pyne Arts Magnet School	Teacher	82,215	1.0	91810103	512903
	2305	CONNORS	TAMMY	Pyne Arts Magnet School	Teacher	105,192	1.0	91810604	512903
	2305	EDWARDS	KAITLYN	Pyne Arts Magnet School	Teacher	83,180	1.0	91810103	512903
	2305	FOTOPOULOS	ANTHE	Pyne Arts Magnet School	Teacher	102,676	1.0	91810604	512903
	2305	HEBERT	ERIN	Pyne Arts Magnet School	Teacher	86,010	1.0	91810604	512903
	2305	JOY	KEVIN	Pyne Arts Magnet School	Teacher	107,058	1.0	91810604	512903
	2305	LABRIE	KRISTIAN	Pyne Arts Magnet School	Teacher	68,896	1.0	91810604	512903
	2305	LAM	TINSON	Pyne Arts Magnet School	Teacher	83,180	1.0	91810604	512903
	2305	LANG	COLLEEN	Pyne Arts Magnet School	Teacher	99,303	1.0	91810604	512903
	2305	LEAHY	CARMEN	Pyne Arts Magnet School	Teacher	89,810	1.0	91810103	512903
	2305	LIM	SOVANNAVY	Pyne Arts Magnet School	Teacher	120,589	1.0	91810604	512903
	2305	MAGNUSON	JEFFREY	Pyne Arts Magnet School	Teacher	101,488	1.0	91810604	512903
	2305	MILLER	JACQUELINE	Pyne Arts Magnet School	Teacher	120,589	1.0	91810604	512903
	2305	OUELLETTE	KENDRA	Pyne Arts Magnet School	Teacher	101,488	1.0	91810604	512903
	2305	PANNETON	MAURA	Pyne Arts Magnet School	Teacher	113,972	1.0	91810604	512903
	2305	PEASE	SARAH	Pyne Arts Magnet School	Teacher	109,606	1.0	91810604	512903
	2305	RAUTENBERG	JANEL	Pyne Arts Magnet School	Teacher	96,075	1.0	91810604	512903
	2305	ROMANOWSKY	NICHOLAS	Pyne Arts Magnet School	Teacher	91,850	1.0	91810604	512903
	2305	ROSE	STEVEN	Pyne Arts Magnet School	Teacher	116,725	1.0	91810604	512903
	2305	ROSE	BONNIE	Pyne Arts Magnet School	Teacher	119,776	1.0	91810604	512903
	2305	ROTMAN	KATHERINE	Pyne Arts Magnet School	Teacher	69,533	1.0	91810103	512903
	2305	THOREN	JUSTYN	Pyne Arts Magnet School	Teacher	89,809	1.0	91810604	512903
	2305	TRINGALE	VINCENT	Pyne Arts Magnet School	Teacher	94,556	1.0	91810604	512903
	2305	URBINE	KATHRYN	Pyne Arts Magnet School	Teacher	101,488	1.0	91810604	512903
	2305	WOOD	MARY	Pyne Arts Magnet School	Teacher	108,480	1.0	91810604	512903
	2305	AMES	ALISON	Reilly Elementary School	Teacher	106,965	1.0	94010103	512903
	2305	BOISVERT	LEAH	Reilly Elementary School	Teacher	101,488	1.0	94010103	512903
	2305	BROPHY	RACHEL	Reilly Elementary School	Teacher	112,344	1.0	94010103	512903
	2305	CASSELLA	ANGELA	Reilly Elementary School	Teacher	113,436	1.0	94010103	512903
	2305	CHASE	JUDITH	Reilly Elementary School	Teacher	104,224	1.0	94010103	512903
	2305	COTTRELL	KATHERINE	Reilly Elementary School	Teacher	101,488	1.0	94010103	512903

DESE Function	Code	Last Name	First Name	School > Name	Job	Annual Pay	FTE	Org	Object
	2305	DILLON	KATIE	Reilly Elementary School	Teacher	101,488	1.0	94010103	512903
	2305	DUNHAM	KELLEY	Reilly Elementary School	Teacher	96,075	1.0	94010103	512903
	2305	GALLAGHER	JESSICA	Reilly Elementary School	Teacher	102,453	1.0	94010103	512903
	2305	GILIBERTI	BETH	Reilly Elementary School	Teacher	106,965	1.0	94010103	512903
	2305	GUDEWICH	CAITLIN	Reilly Elementary School	Teacher	102,453	1.0	94010103	512903
	2305	HALL	KERRY	Reilly Elementary School	Teacher	105,741	1.0	94010103	512903
	2305	IPPOLITO	AMY	Reilly Elementary School	Teacher	104,224	1.0	94010103	512903
	2305	JUBINVILLE	ROBIN	Reilly Elementary School	Teacher	110,109	1.0	94010103	512903
	2305	KENNEDY	MARIAH	Reilly Elementary School	Teacher	109,606	1.0	94010103	512903
	2305	LABRECQUE	LISA	Reilly Elementary School	Teacher	69,533	1.0	94010103	512903
	2305	MCPMAHON	BECKY	Reilly Elementary School	Teacher	99,303	1.0	94010106	512903
	2305	MCPMANUS	AMY	Reilly Elementary School	Teacher	94,132	1.0	94010103	512903
	2305	MCNEIL	ALANA	Reilly Elementary School	Teacher	101,488	1.0	94010103	512903
	2305	PAGE	KATHRYN	Reilly Elementary School	Teacher	107,058	1.0	94010103	512903
	2305	PONTES	TANYA	Reilly Elementary School	Teacher	62,100	1.0	94010103	512903
	2305	RYAN	BRIANNA	Reilly Elementary School	Teacher	75,276	1.0	94010103	512903
	2305	SILK	ANNA	Reilly Elementary School	Teacher	93,888	1.0	94010103	512903
	2305	VONKAHLE	AMY	Reilly Elementary School	Teacher	112,344	1.0	94010103	512903
	2305	WELCH	BETHANNE	Reilly Elementary School	Teacher	120,589	1.0	94010103	512903
	2305	ZAHARAKES	KATHLEEN	Reilly Elementary School	Teacher	109,718	1.0	94010103	512903
	2305	ANDELMAN	LYNN	Robinson Middle School	Teacher	90,266	1.0	98610603	512903
	2305	BATEMAN	SHAUN	Robinson Middle School	Teacher	99,303	1.0	98610603	512903
	2305	BEGGAN	STEPHANIE	Robinson Middle School	Teacher	74,307	1.0	98610603	512903
	2305	BERNARD	KERRY-ANN	Robinson Middle School	Teacher	82,215	1.0	98610603	512903
	2305	BOUTIN	SHARON	Robinson Middle School	Teacher	95,522	1.0	98610603	512903
	2305	BUCKLEY	MARK	Robinson Middle School	Teacher	101,488	1.0	98610603	512903
	2305	BULL	NICHOLAS	Robinson Middle School	Teacher	86,011	1.0	98610603	512903
	2305	CROWLEY	MICHAEL	Robinson Middle School	Teacher	116,725	1.0	98610603	512903
	2305	CULLEN	GLENN	Robinson Middle School	Teacher	104,224	1.0	98610603	512903
	2305	DESCOTEAUX	SAMUEL	Robinson Middle School	Teacher	93,888	1.0	98610603	512903
	2305	DESROSIERS	CARSON	Robinson Middle School	Teacher	80,603	1.0	98610603	512903
	2305	DOHERTY	RENEE	Robinson Middle School	Teacher	94,556	1.0	98610603	512903
	2305	DOMINGUEZ	DANYRIS	Robinson Middle School	Teacher	68,896	1.0	98610603	512903
	2305	DOYLE	TIMOTHY	Robinson Middle School	Teacher	94,556	1.0	98610603	512903
	2305	FANTASIA	KAITLYN	Robinson Middle School	Teacher	89,143	1.0	98610603	512903
	2305	GAFFNEY	MELISSA	Robinson Middle School	Teacher	107,422	1.0	98610603	512903
	2305	KHALAF	ZAYAD	Robinson Middle School	Teacher	69,533	1.0	98610603	512903
	2305	LINDEN	IAN	Robinson Middle School	Teacher	74,307	1.0	98610603	512903
	2305	LOMBARD	ELIZABETH	Robinson Middle School	Teacher	68,896	1.0	98610603	512903
	2305	LOPEZ	ANDRES	Robinson Middle School	Teacher	105,741	1.0	98610603	512903
	2305	LUCAS	DEVONNE	Robinson Middle School	Teacher	64,121	1.0	98610603	512903
	2305	LUSTYIK	RYAN	Robinson Middle School	Teacher	74,309	1.0	98610603	512903
	2305	LYONS	AMANDA	Robinson Middle School	Teacher	86,011	1.0	98610603	512903
	2305	MOHAMMED	VANNAK	Robinson Middle School	Teacher	89,810	1.0	98610603	512903
	2305	MONAGLE	DAVID	Robinson Middle School	Teacher	89,143	1.0	98610603	512903

DESE Function	Code	Last Name	First Name	School > Name	Job	Annual Pay	FTE	Org	Object
	2305	MOON	KATIE	Robinson Middle School	Teacher	105,741	1.0	98610606	512903
	2305	MURPHY	KYLIE	Robinson Middle School	Teacher	69,533	1.0	98610603	512903
	2305	MURRIN	ANDREW	Robinson Middle School	Teacher	107,422	1.0	98610603	512903
	2305	NICHOLS	EMILY	Robinson Middle School	Teacher	74,309	1.0	98610603	512903
	2305	POWER	SARAH	Robinson Middle School	Teacher	69,533	1.0	98610603	512903
	2305	PRAK	PAO	Robinson Middle School	Teacher	76,806	1.0	98610603	512903
	2305	PRIETO	BIANCA	Robinson Middle School	Teacher	89,810	1.0	98610603	512903
	2305	ROGIER	DIANA	Robinson Middle School	Teacher	112,344	1.0	98610603	512903
	2305	SARGENT	DANIEL	Robinson Middle School	Teacher	101,488	1.0	98610603	512903
	2305	SCHERMERHORN	TYLER	Robinson Middle School	Teacher	86,982	1.0	98610603	512903
	2305	SHANNON	KRISTEN	Robinson Middle School	Teacher	107,422	1.0	98610603	512903
	2305	ST. CLAIR	NICOLE	Robinson Middle School	Teacher	103,555	1.0	98610603	512903
	2305	TAYLOR	NICOLE	Robinson Middle School	Teacher	64,121	1.0	98610603	512903
	2305	TROTT	SEAN	Robinson Middle School	Teacher	64,121	1.0	98610603	512903
	2305	YOUNG	TRACY	Robinson Middle School	Teacher	102,453	1.0	98610603	512903
	2305	AL-REKABI	OSAMA	Rogers STEM Academy	Teacher	79,513	1.0	98710603	512903
	2305	BARR	AMANDA	Rogers STEM Academy	Teacher	105,741	1.0	98710603	512903
	2305	BOWER	DEANNA	Rogers STEM Academy	Teacher	103,555	1.0	98710603	512903
	2305	BROTHERS	KALEIGH	Rogers STEM Academy	Teacher	82,215	1.0	98710603	512903
	2305	BRUGEL	JESSICA	Rogers STEM Academy	Teacher	107,929	1.0	98710606	512903
	2305	BUCKLEY	ERIC	Rogers STEM Academy	Teacher	109,718	1.0	98710603	512903
	2305	CASEY	SEAN	Rogers STEM Academy	Teacher	112,344	1.0	98710603	512903
	2305	CLARK	KATHRYN	Rogers STEM Academy	Teacher	116,725	1.0	98710606	512903
	2305	CONKLIN	ELLEN	Rogers STEM Academy	Teacher	117,836	1.0	98710603	512903
	2305	CUMMISKEY	CHRISTIANN	Rogers STEM Academy	Teacher	117,836	1.0	98710603	512903
	2305	DARCY	KERI	Rogers STEM Academy	Teacher	104,224	1.0	98710603	512903
	2305	D'AURORA	ALICIA	Rogers STEM Academy	Teacher	93,200	1.0	98710603	512903
	2305	FARLEY	MICHAEL	Rogers STEM Academy	Teacher	93,888	1.0	98710603	512903
	2305	FARRELL-SCHRIBMAN	MARY JO	Rogers STEM Academy	Teacher	107,058	1.0	98710603	512903
	2305	FULCINITI	EMILY	Rogers STEM Academy	Teacher	100,270	1.0	98710603	512903
	2305	GALLAGHER	CARA	Rogers STEM Academy	Teacher	105,741	1.0	98710603	512903
	2305	HALEY	KYLE	Rogers STEM Academy	Teacher	75,393	1.0	98710603	512903
	2305	HARGENS	MICHAEL	Rogers STEM Academy	Teacher	72,686	1.0	98710603	512903
	2305	HOEY	BETH	Rogers STEM Academy	Teacher	94,556	1.0	98710603	512903
	2305	HOFFMAN	MICHELLE	Rogers STEM Academy	Teacher	86,011	1.0	98710603	512903
	2305	KHUY	JENNIFER	Rogers STEM Academy	Teacher	68,896	1.0	98710603	512903
	2305	LOPEZ	CARLOS	Rogers STEM Academy	Teacher	93,888	1.0	98710603	512903
	2305	MADDEN	ERIN	Rogers STEM Academy	Teacher	64,121	1.0	98710603	512903
	2305	MASTORAKOS	OLIVIA	Rogers STEM Academy	Teacher	72,686	1.0	98710603	512903
	2305	MONTGOMERY	HOLLY	Rogers STEM Academy	Teacher	69,533	1.0	98710603	512903
	2305	MONTMARQUET	KRISTIE	Rogers STEM Academy	Teacher	82,215	1.0	98710603	512903
	2305	MURPHY	CAITLIN	Rogers STEM Academy	Teacher	102,453	1.0	98710603	512903
	2305	NUCEFORA	JESSICA	Rogers STEM Academy	Teacher	115,081	1.0	98710603	512903
	2305	PEN	SETHEYNY	Rogers STEM Academy	Teacher	98,780	1.0	98710603	512903
	2305	PICKETT	MICHAEL	Rogers STEM Academy	Teacher	101,488	1.0	98710603	512903

DESE Function	Code	Last Name	First Name	School > Name	Job	Annual Pay	FTE	Org	Object
	2305	PIEDRA	ERIN	Rogers STEM Academy	Teacher	99,303	1.0	98710603	512903
	2305	PRATT	LINDSEY	Rogers STEM Academy	Teacher	75,276	1.0	98710603	512903
	2305	RENNIE	CARLY	Rogers STEM Academy	Teacher	68,896	1.0	98710603	512903
	2305	RENNIE	LANEY	Rogers STEM Academy	Teacher	62,100	1.0	98710603	512903
	2305	SARGENT	TROY	Rogers STEM Academy	Teacher	89,810	1.0	98710603	512903
	2305	SAWYER	HELENE	Rogers STEM Academy	Teacher	112,344	1.0	98710619	512903
	2305	SEID	BAASHAH	Rogers STEM Academy	Teacher	69,533	1.0	98710603	512903
	2305	SHEEHY	ANNE	Rogers STEM Academy	Teacher	117,836	1.0	98710603	512903
	2305	SHORTSIANITIS	ANDREA	Rogers STEM Academy	Teacher	104,224	1.0	98710603	512903
	2305	SILVA	DIENIFFER	Rogers STEM Academy	Teacher	72,686	1.0	98710603	512903
	2305	STASIAK	ALLISON	Rogers STEM Academy	Teacher	105,741	1.0	98710603	512903
	2305	STEFANO	LISA	Rogers STEM Academy	Teacher	64,121	1.0	98710603	512903
	2305	SULLIVAN	MAREENA	Rogers STEM Academy	Teacher	96,596	1.0	98710603	512903
	2305	SYKES	JESSE	Rogers STEM Academy	Teacher	86,011	1.0	98710603	512903
	2305	TODT	MEGAN	Rogers STEM Academy	Teacher	78,099	1.0	98710603	512903
	2305	TOOMBS	COURTNEY	Rogers STEM Academy	Teacher	99,303	1.0	98710603	512903
	2305	WYMAN	JEFFREY	Rogers STEM Academy	Teacher	82,353	1.0	98710603	512903
	2305	YOUNG	GRACE	Rogers STEM Academy	Teacher	62,100	1.0	98710603	512903
	2305	ALLEN	MAEGAN	Shaughnessy Elementary School	Teacher	74,309	1.0	95010103	512903
	2305	ASHWORTH	ALLISON	Shaughnessy Elementary School	Teacher	101,488	1.0	95010103	512903
	2305	COTTA	MICHAEL	Shaughnessy Elementary School	Teacher	102,453	1.0	95010103	512903
	2305	DALY	KATHERINE	Shaughnessy Elementary School	Teacher	64,121	1.0	95010103	512903
	2305	DECOURCEY	SAMANTHA	Shaughnessy Elementary School	Teacher	68,896	1.0	95010103	512903
	2305	DOYLE	HEATHER	Shaughnessy Elementary School	Teacher	75,276	1.0	95010103	512903
	2305	EWING	CHELSEA	Shaughnessy Elementary School	Teacher	100,270	1.0	95010103	512903
	2305	FENNELL	JESSICA	Shaughnessy Elementary School	Teacher	115,081	1.0	95010103	512903
	2305	GANGEMI	KERI	Shaughnessy Elementary School	Teacher	89,810	1.0	95010103	512903
	2305	GREEN	SHANNON	Shaughnessy Elementary School	Teacher	112,471	1.0	95010103	512903
	2305	HILBRUNNER	ELLEN	Shaughnessy Elementary School	Teacher	103,555	1.0	95010103	512903
	2305	HILL	CAROLYN	Shaughnessy Elementary School	Teacher	68,214	1.0	95010103	512903
	2305	JUSSAUME	EMILY	Shaughnessy Elementary School	Teacher	69,533	1.0	95010106	512903
	2305	LANZI	KATIE	Shaughnessy Elementary School	Teacher	115,081	1.0	95010103	512903
	2305	LOPEZ	CAITLIN	Shaughnessy Elementary School	Teacher	94,556	1.0	95010103	512903
	2305	LUBINSKI-JUSSAUME	CAITLYN	Shaughnessy Elementary School	Teacher	102,453	1.0	95010103	512903
	2305	MARKEE	KATHLEEN	Shaughnessy Elementary School	Teacher	102,453	1.0	95010103	512903
	2305	MOEGELIN	BRITTANY	Shaughnessy Elementary School	Teacher	90,266	1.0	95010103	512903
	2305	MORRILL	NICOLE	Shaughnessy Elementary School	Teacher	86,010	1.0	95010103	512903
	2305	NOBREGA	JESSICA	Shaughnessy Elementary School	Teacher	120,589	1.0	95010103	512903
	2305	O'NEIL	SHELAGH	Shaughnessy Elementary School	Teacher	78,099	1.0	95010103	512903
	2305	PALLADINO	MICHAELA	Shaughnessy Elementary School	Teacher	86,010	1.0	95010103	512903
	2305	REIS	DONNA	Shaughnessy Elementary School	Teacher	107,058	1.0	95010103	512903
	2305	SILVERSTEIN	ELI	Shaughnessy Elementary School	Teacher	74,309	1.0	95010103	512903
	2305	TORIGIAN	STEPHANIE	Shaughnessy Elementary School	Teacher	94,556	1.0	95010103	512903
	2305	TUTEIN	CHARLENE	Shaughnessy Elementary School	Teacher	111,219	1.0	95010103	512903
	2305	VIEIRA	MELISSA	Shaughnessy Elementary School	Teacher	105,741	1.0	95010103	512903

DESE Function	Code	Last Name	First Name	School > Name	Job	Annual Pay	FTE	Org	Object
	2305	VILLENEUVE	GENEVIEVE	Shaughnessy Elementary School	Teacher	105,741	1.0	95010103	512903
	2305	ALLEN	TADD	Stoklosa Middle School	Teacher	106,965	1.0	96010603	512903
	2305	BIRKHEAD	ELIZABETH	Stoklosa Middle School	Teacher	86,010	1.0	96010603	512903
	2305	BOYD	MEGHAN	Stoklosa Middle School	Teacher	99,303	1.0	96010603	512903
	2305	BROOKS	NATALIE	Stoklosa Middle School	Teacher	101,488	1.0	96010603	512903
	2305	BRUNELAS	GINA	Stoklosa Middle School	Teacher	108,480	1.0	96010603	512903
	2305	CARAVOULIAS	BRAD	Stoklosa Middle School	Teacher	96,075	1.0	96010603	512903
	2305	CHIEN	BRENDA	Stoklosa Middle School	Teacher	86,010	1.0	96010603	512903
	2305	CONNERS	PHILIP	Stoklosa Middle School	Teacher	106,965	1.0	96010603	512903
	2305	CREMIN	DANIEL	Stoklosa Middle School	Teacher	64,121	1.0	96010603	512903
	2305	CROTEAU	GREGORY	Stoklosa Middle School	Teacher	66,420	1.0	96010603	512903
	2305	DOLLIVER	KYLE	Stoklosa Middle School	Teacher	98,780	1.0	96010603	512903
	2305	DOWD	SHARON	Stoklosa Middle School	Teacher	113,972	1.0	96010603	512903
	2305	FARLEY	AMANDA	Stoklosa Middle School	Teacher	107,422	1.0	96010603	512903
		FERLAND	COLIN	Stoklosa Middle School	Teacher	97,995	1.0	96010603	512903
	2305	FIELDING	TAYLOR	Stoklosa Middle School	Teacher	76,805	1.0	96010603	512903
	2305	FLABOURIS	SOPHIA	Stoklosa Middle School	Teacher	101,488	1.0	96010603	512903
	2305	GANGI	NICOLE	Stoklosa Middle School	Teacher	96,596	1.0	96010603	512903
	2305	GERALD	CHERYL	Stoklosa Middle School	Teacher	62,100	1.0	96010603	512903
	2305	GOYETTE	DEANNA	Stoklosa Middle School	Teacher	99,303	1.0	96010603	512903
	2305	GRATTA	MICHAEL	Stoklosa Middle School	Teacher	102,453	1.0	96010603	512903
	2305	HARRIS	ANNABELLE	Stoklosa Middle School	Teacher	89,810	1.0	96010603	512903
	2305	JEWER	NANCY	Stoklosa Middle School	Teacher	101,488	1.0	96010603	512903
	2305	JNBAPTISTE	RUTH	Stoklosa Middle School	Teacher	89,810	1.0	96010603	512903
	2305	LINDTVEIT	SARAH	Stoklosa Middle School	Teacher	64,121	1.0	96010603	512903
	2305	MACLEOD	SUSAN	Stoklosa Middle School	Teacher	115,081	1.0	96010603	512903
	2305	MACLEOD	KIRSTEN	Stoklosa Middle School	Teacher	110,682	1.0	96010603	512903
	2305	MAZZONE	ROBERT	Stoklosa Middle School	Teacher	94,556	1.0	96010603	512903
	2305	MCKIERNAN	KELLEY	Stoklosa Middle School	Teacher	103,555	1.0	96010603	512903
	2305	MOORMAN	JILL	Stoklosa Middle School	Teacher	103,555	1.0	96010603	512903
	2305	POLLARD	CHERYL	Stoklosa Middle School	Teacher	113,972	1.0	96010603	512903
	2305	POLLARD	ANDREW	Stoklosa Middle School	Teacher	46,675	1.0	96010603	512903
	2305	RAND	NICHOLAS	Stoklosa Middle School	Teacher	74,307	1.0	96010603	512903
	2305	ROPER	CAM	Stoklosa Middle School	Teacher	101,488	1.0	96010603	512903
	2305	RURAK	MARK	Stoklosa Middle School	Teacher	106,965	1.0	96010603	512903
	2305	SARIN	SUMAVATEY	Stoklosa Middle School	Teacher	74,307	1.0	96010603	512903
	2305	SCHWALM	DANIELLE	Stoklosa Middle School	Teacher	72,686	1.0	96010603	512903
	2305	SULLIVAN	BRETT	Stoklosa Middle School	Teacher	89,810	1.0	96010603	512903
	2305	TOOHEY	ERINN	Stoklosa Middle School	Teacher	100,270	1.0	96010603	512903
	2305	TZELIAS	GEORGE	Stoklosa Middle School	Teacher	109,607	1.0	96010603	512903
	2305	WEINHOLD	JENIFFER	Stoklosa Middle School	Teacher	90,773	1.0	96010603	512903
	2305	ZARLENGA	JENNIFER	Stoklosa Middle School	Teacher	90,773	1.0	99310103	512402
	2305	ANDERSON	SCOTT	Sullivan Middle School	Teacher	93,888	1.0	98810603	512903
	2305	ANSTISS	ADRIANNA	Sullivan Middle School	Teacher	82,214	1.0	98810603	512903
	2305	BOURASSA	LISA	Sullivan Middle School	Teacher	97,929	1.0	98810603	512903

DESE Function	Code	Last Name	First Name	School > Name	Job	Annual Pay	FTE	Org	Object
	2305	COUTU	CHRISTOPHER	Sullivan Middle School	Teacher	99,303	1.0	98810603	512903
	2305	FIORENTINO	APRIL	Sullivan Middle School	Teacher	86,010	1.0	98810603	512903
	2305	GALIPEAU	ASHLEY	Sullivan Middle School	Teacher	111,219	1.0	98810603	512903
	2305	GUILMETTE	SARA	Sullivan Middle School	Teacher	90,333	1.0	98810603	512903
	2305	JARVIS	STEPHEN	Sullivan Middle School	Teacher	111,218	1.0	98810603	512903
	2305	JOHNSON	DEBORAH	Sullivan Middle School	Teacher	108,480	1.0	98810603	512903
	2305	JULIAN	ALEXANDRIA	Sullivan Middle School	Teacher	89,810	1.0	98810603	512903
	2305	KINNEY	SHERIANNE	Sullivan Middle School	Teacher	109,606	1.0	98810603	512903
	2305	LANDRY	ELAINE	Sullivan Middle School	Teacher	62,100	1.0	98810603	512903
	2305	LUBY	PAUL	Sullivan Middle School	Teacher	64,121	1.0	98810603	512903
	2305	MAY	LAUREN	Sullivan Middle School	Teacher	113,972	1.0	98810603	512903
	2305	MCARDLE	NICHOLAS	Sullivan Middle School	Teacher	94,556	1.0	98810603	512903
	2305	MCDONALD	MELISSA	Sullivan Middle School	Teacher	109,606	1.0	98810603	512903
	2305	O'DONOHUE	RAIGEN	Sullivan Middle School	Teacher	101,488	1.0	98810603	512903
	2305	O'ROURKE	KAREN	Sullivan Middle School	Teacher	69,533	1.0	98810603	512903
	2305	PIZZANO	KYM	Sullivan Middle School	Teacher	115,081	1.0	98810603	512903
	2305	PRENTICE	HYACINTH	Sullivan Middle School	Teacher	117,836	1.0	98810603	512903
	2305	PURCELL	DANIEL	Sullivan Middle School	Teacher	105,741	1.0	98810603	512903
	2305	RENNA	CHRISTOPHER	Sullivan Middle School	Teacher	90,773	1.0	98810603	512903
	2305	ROTHSCHILD	KAREN	Sullivan Middle School	Teacher	110,109	1.0	98810603	512903
	2305	SCANLON	TERI	Sullivan Middle School	Teacher	101,488	1.0	98810603	512903
	2305	SHEEHAN	KEVIN	Sullivan Middle School	Teacher	113,972	1.0	98810603	512903
	2305	STINCHFIELD	ZACHARY	Sullivan Middle School	Teacher	66,418	1.0	98810603	512903
	2305	SULLIVAN	ASHLEY	Sullivan Middle School	Teacher	100,270	1.0	98810603	512903
	2305	TEAGUE	JAMIE	Sullivan Middle School	Teacher	106,965	1.0	98810603	512903
	2305	TROOP	HENRY	Sullivan Middle School	Teacher	62,100	1.0	98810603	512903
	2305	TUBRIDY	SARAH	Sullivan Middle School	Teacher	107,420	1.0	98810603	512903
	2305	VALLIERE	KEITH	Sullivan Middle School	Teacher	105,192	1.0	98810603	512903
	2305	WATSON	JOANNE	Sullivan Middle School	Teacher	102,453	1.0	98810603	512903
	2305	WILKEY	KELLY	Sullivan Middle School	Teacher	94,556	1.0	98810603	512903
	2305	AVERY	GAIL	The Career Academy	Teacher	62,100	1.0	92510103	512903
	2305	HARTIGAN	JENNIFER	The Career Academy	Teacher	104,304	1.0	92510103	512903
	2305	HICKEY	CHRISTOPHER	The Career Academy	Teacher	106,965	1.0	92510103	512903
	2305	MCDONOUGH	GREGORY	The Career Academy	Teacher	115,081	1.0	92510103	512903
	2305	MURRAY	TYLER	The Career Academy	Teacher	72,687	1.0	92510103	512903
	2305	O'NEIL	GREGORY	The Career Academy	Teacher	104,224	1.0	92510103	512903
	2305	PELETIER	BONNIE	The Career Academy	Teacher	103,555	1.0	92510103	512903
	2305	RETALLACK	GARTH	The Career Academy	Teacher	89,143	1.0	92510103	512903
	2305	WILSON	SARAH	The Career Academy	Teacher	80,600	1.0	92510103	512903
	2305	ARNOLD	SAMANTHA	Wang Middle School	Teacher	106,357	1.0	98910603	512903
	2305	BARNES	ARIANNA	Wang Middle School	Teacher	99,303	1.0	98910603	512903
	2305	BOURRET	JASON	Wang Middle School	Teacher	36,203	1.0	98910603	512958
	2305	CHAFFEE	ELIZABETH	Wang Middle School	Teacher	74,307	1.0	98910603	512903
	2305	CHASE	SHAWN	Wang Middle School	Teacher	113,972	1.0	98910603	512903
	2305	D'AMBROSIO	BRIAN	Wang Middle School	Teacher	82,215	1.0	98910606	512903

DESE Function	Code	Last Name	First Name	School > Name	Job	Annual Pay	FTE	Org	Object
	2305	DEAN	KAYLA	Wang Middle School	Teacher	96,075	1.0	98910603	512903
	2305	DELWORTH	LESLIE	Wang Middle School	Teacher	84,400	1.0	98910603	512903
	2305	DESOUSA	JESSICA	Wang Middle School	Teacher	71,601	1.0	98910603	512903
	2305	DOOLE	REBECCA	Wang Middle School	Teacher	102,453	1.0	98910603	512903
	2305	FABER	CARLY	Wang Middle School	Teacher	68,896	1.0	98910603	512903
	2305	FILLMORE	GWEN	Wang Middle School	Teacher	66,829	1.0	98910606	512903
	2305	GALLEZZO	KAITLIN	Wang Middle School	Teacher	64,121	1.0	98910603	512903
	2305	GARABEDIAN	KATE	Wang Middle School	Teacher	109,606	1.0	98910603	512903
	2305	GIAIMO	JULIA	Wang Middle School	Teacher	66,828	1.0	98910603	512903
	2305	GOULD	HANNAH	Wang Middle School	Teacher	62,100	1.0	98910603	512903
	2305	GRENIER	DAVID	Wang Middle School	Teacher	111,219	1.0	98910603	512903
	2305	HAMILTON	SAMANTHA	Wang Middle School	Teacher	64,121	1.0	98910603	512903
	2305	HOGAN	MATTHEW	Wang Middle School	Teacher	64,121	1.0	98910603	512903
	2305	KATTAR	LISA	Wang Middle School	Teacher	110,682	1.0	98910603	512903
	2305	KELLER	RACHEL	Wang Middle School	Teacher	101,488	1.0	98910603	512903
	2305	KING	JOHN	Wang Middle School	Teacher	112,471	1.0	98910603	512903
	2305	KUZARA	ALISON	Wang Middle School	Teacher	95,522	1.0	98910603	512903
	2305	LUONG-BRIDGELAND	VAN	Wang Middle School	Teacher	104,304	1.0	98910603	512903
	2305	MACKENZIE	MARYLOU	Wang Middle School	Teacher	112,344	1.0	98910603	512903
	2305	MAHONEY	KATIE	Wang Middle School	Teacher	104,224	1.0	98910603	512903
	2305	MCCARTHY	NATHANIEL	Wang Middle School	Teacher	64,121	1.0	98910603	512903
	2305	MCMAHON	ERIN	Wang Middle School	Teacher	109,718	1.0	98910603	512903
	2305	MERLINO	PAMELA	Wang Middle School	Teacher	104,304	1.0	98910603	512903
	2305	MORGAN	BRITTANY	Wang Middle School	Teacher	94,556	1.0	98910603	512903
	2305	MOSLEY	CYNTHIA	Wang Middle School	Teacher	107,929	1.0	98910603	512903
	2305	PALMER	MATTHEW	Wang Middle School	Teacher	113,469	1.0	98910603	512903
	2305	QUIGLEY	JOHN	Wang Middle School	Teacher	62,100	1.0	98910603	512903
	2305	RENAUD	PAULA	Wang Middle School	Teacher	102,676	1.0	98910603	512903
	2305	RENAUD	ROBERT	Wang Middle School	Teacher	82,215	1.0	98910603	512903
	2305	SHANAHAN	CHRISTOPHER	Wang Middle School	Teacher	68,897	1.0	98910603	512903
	2305	TOOHEY	EMALEE	Wang Middle School	Teacher	69,533	1.0	98910603	512903
	2305	WARUCH	BENJAMIN	Wang Middle School	Teacher	62,100	1.0	98910603	512903
	2305	WILLIAMS	ERIN	Wang Middle School	Teacher	94,556	1.0	98910603	512903
	2305	AVELINO	MONICA	Washington Elementary School	Teacher	102,453	1.0	95510103	512903
	2305	BONIN	KACIE	Washington Elementary School	Teacher	105,741	1.0	95510103	512903
	2305	BRADY	ASHLEY	Washington Elementary School	Teacher	104,224	1.0	95510103	512903
	2305	BURNS	KARA	Washington Elementary School	Teacher	117,836	1.0	95510103	512903
	2305	CAHILL-ZDON	DIANE	Washington Elementary School	Teacher	117,836	1.0	95510103	512903
	2305	COMTOIS	MARCIE	Washington Elementary School	Teacher	112,344	1.0	95510103	512903
	2305	DAVIS	VICTORIA	Washington Elementary School	Teacher	98,809	1.0	95510103	512903
	2305	DECHIARA	SHANNON	Washington Elementary School	Teacher	69,533	1.0	95510103	512903
	2305	DESCHENEAX	ELIZABETH	Washington Elementary School	Teacher	105,741	1.0	95510103	512903
	2305	DOUCETTE	JESSICA	Washington Elementary School	Teacher	64,121	1.0	95510106	512903
	2305	HOGAN	BETH	Washington Elementary School	Teacher	107,929	1.0	95510106	512903
	2305	JONES	TYLER	Washington Elementary School	Teacher	64,121	1.0	95510103	512903

DESE Function	Code	Last Name	First Name	School > Name	Job	Annual Pay	FTE	Org	Object
	2305	KATZ	LAURA	Washington Elementary School	Teacher	102,453	1.0	95510103	512903
	2305	PARISI	ERIN	Washington Elementary School	Teacher	108,480	1.0	95510103	512903
	2305	REIDT	RUTHANN	Washington Elementary School	Teacher	105,192	1.0	95510103	512903
	2305	TIERNEY	KELLY	Washington Elementary School	Teacher	90,773	1.0	95510103	512903
	2305	SULLIVAN	APRIL	Butler Middle School	Teacher-ADJ	90,773	1.0	98410606	512903
	2305	BAZDANES	PAUL	Leblanc Therapeutic Day School	Teacher-ADJ	104,224	1.0	93510106	512903
	2305	BISANTZ	SHARON	Leblanc Therapeutic Day School	Teacher-ADJ	104,224	1.0	93510106	512903
	2305	DURKIN	JOHN	Leblanc Therapeutic Day School	Teacher-ADJ	112,344	1.0	93510106	512903
	2305	HALL	ROSEANN	Leblanc Therapeutic Day School	Teacher-ADJ	98,814	1.0	93510106	512903
	2305	SILVA	NATALIA	Leblanc Therapeutic Day School	Teacher-ADJ	95,522	1.0	93510106	512903
	2305	STERNLIGHT	AMIE	Leblanc Therapeutic Day School	Teacher-ADJ	86,219	1.0	93510106	512903
	2305	BELLIVEAU	RACHEL	Lincoln Elementary School	Teacher-ADJ	62,100	1.0	92010106	512903
	2305	NOCELLA	RYAN	Lincoln Elementary School	Teacher-ADJ	64,121	1.0	92010103	512903
	2305	SHETLER	MICHAEL	Lincoln Elementary School	Teacher-ADJ	101,488	1.0	92010106	512903
	2305	BADESSA	CHRIS	Lowell High School	Teacher-ADJ	108,480	1.0	99010712	512903
	2305	BEATON	BARBARA	Lowell High School	Teacher-ADJ	109,606	1.0	99010712	512903
	2305	BROCHU	PAUL	Lowell High School	Teacher-ADJ	110,682	1.0	99010712	512903
	2305	CLARK	JAMES	Lowell High School	Teacher-ADJ	108,480	1.0	99010712	512903
	2305	CREEGAN	BRETTON	Lowell High School	Teacher-ADJ	68,896	1.0	99010712	512903
	2305	HUN	SUZANNE	Lowell High School	Teacher-ADJ	72,686	1.0	99010712	512903
	2305	MAINVILLE	TRACY	Murkland Elementary School	Teacher-ADJ	120,589	1.0	98010106	512903
	2305	REED	JENNA	Murkland Elementary School	Teacher-ADJ	62,100	1.0	98010103	512903
	2305	SMITH	BARBARA	Murkland Elementary School	Teacher-ADJ	123,640	1.0	98010106	512903
	2305	DE COLA	KELLEY	Stoklosa Middle School	Teacher-ADJ	89,810	1.0	96010606	512903
	2305	LAFFEY	JESSICA	Stoklosa Middle School	Teacher-ADJ	109,606	1.0	96010606	512903
	2305	SHUPE	MICHAEL	Stoklosa Middle School	Teacher-ADJ	101,488	1.0	96010606	512903
	2305	WELDON	LISA	Sullivan Middle School	Teacher-ADJ	80,603	1.0	98810606	512903
	2305	ZEIDAN	THOMAS	Sullivan Middle School	Teacher-ADJ	113,469	1.0	98810606	512903
	2305	GIORDANO	EMILY	Wang Middle School	Teacher-ADJ	86,469	1.0	98910606	512903
	2305	CRONIN	CHRISTINA	Adult Basic Education Program	Teacher-Adult Ed	111,219	1.0	99339003	512903
	2305	MCCABE	MAURA	Adult Basic Education Program	Teacher-Adult Ed	108,480	1.0	99339003	512903
	2305	RZEPALA	MARTHA	Adult Basic Education Program	Teacher-Adult Ed	107,929	1.0	99339003	512903
	2305	FELCH	DONALD	Lowell High School	Teacher-Air Force ROTC	134,976	1.0	99010720	512903
	2305	PEREZ	PAUL	Lowell High School	Teacher-Air Force ROTC	128,076	1.0	99010720	512903
	2305	SMITH	DAVID	Lowell High School	Teacher-Air Force ROTC	136,303	1.0	99010720	512903
	2305	BETTENCOURT	CASEY	Adie Day School	Teacher-CSA	109,606	1.0	95410106	512903
	2305	BORTHWICK-MOSSON	ASHLEY	Adie Day School	Teacher-CSA	89,810	1.0	95410106	512903
	2305	BRUNELLE	KEVIN	Adie Day School	Teacher-CSA	79,066	1.0	95410106	512903
	2305	CROWELL	STEPHANIE	Adie Day School	Teacher-CSA	101,521	1.0	95410106	512903
	2305	DEMOS	SARAH	Adie Day School	Teacher-CSA	83,310	1.0	95410106	512903
	2305	DYER	REBECCA	Adie Day School	Teacher-CSA	100,270	1.0	95410106	512903
	2305	DYMENT	KELLY	Adie Day School	Teacher-CSA	80,600	1.0	95410106	512903
	2305	FLEMINGS	ANASTASIA	Adie Day School	Teacher-CSA	62,100	1.0	95410106	512903
	2305	GRAHAM	HEATHER	Adie Day School	Teacher-CSA	64,121	1.0	95410106	512903
	2305	MCNEILL	ALLISON	Adie Day School	Teacher-CSA	74,309	1.0	95410106	512903

DESE Function	Code	Last Name	First Name	School > Name	Job	Annual Pay	FTE	Org	Object
	2305	MOSLEY	SUZANNE	Adie Day School	Teacher-CSA	94,556	1.0	95410106	512903
	2305	PRUD'HOMME	NICOLE	Adie Day School	Teacher-CSA	72,687	1.0	95410106	512903
	2305	STOESSEL	JENNA	Adie Day School	Teacher-CSA	82,215	1.0	95410106	512903
	2305	TYROS	ALISHA	Adie Day School	Teacher-CSA	62,100	1.0	95410106	512903
	2305	BURDETTE	DANIELLE	Bailey Elementary School	Teacher-CSA	86,010	1.0	90210103	512903
	2305	OAK	ALYCIA	Bailey Elementary School	Teacher-CSA	95,522	1.0	90210106	512903
	2305	RIDENOUR	ELIZABETH	Bailey Elementary School	Teacher-CSA	112,344	1.0	90210106	512903
	2305	GIL	LISA	Daley Middle School	Teacher-CSA	101,488	1.0	98510603	512903
	2305	MARTINAGE	CAITLIN	Daley Middle School	Teacher-CSA	71,601	1.0	98510606	512903
	2305	PRATO	CHRISTINA	Daley Middle School	Teacher-CSA	74,309	1.0	98510606	512903
	2305	SALVIATI	LAUREN	Daley Middle School	Teacher-CSA	72,686	1.0	98510606	512903
	2305	YOUNG	ROBERT	Daley Middle School	Teacher-CSA	109,718	1.0	98510606	512903
	2305	FAIR	KALEIGH	Greenhalge Elementary School	Teacher-CSA	102,453	1.0	91510106	512903
	2305	SAMPSON	CINDY	Greenhalge Elementary School	Teacher-CSA	109,718	1.0	91510106	512903
	2305	WYMAN	ERIN	Lowell High School	Teacher-CSA	101,488	1.0	99010712	512903
	2305	CRUZ	ROY	Morey Elementary School	Teacher-CSA	80,600	1.0	93010106	512903
	2305	LOHMER	JENNIFER	Morey Elementary School	Teacher-CSA	98,814	1.0	93010106	512903
	2305	WEBER-OKUDA	DANIELLE	Morey Elementary School	Teacher-CSA	112,344	1.0	93010106	512903
	2305	FARRELL	SHAELAH	Pawtucketville Memorial Elementary School	Teacher-CSA	78,099	1.0	93610106	512903
	2305	LAFFEY	SAMANTHA	Pawtucketville Memorial Elementary School	Teacher-CSA	72,686	1.0	93610106	512903
	2305	MOREAU	KATHERINE	Pawtucketville Memorial Elementary School	Teacher-CSA	83,180	1.0	95010106	512903
	2305	O'BRIEN	LYNNE	Pawtucketville Memorial Elementary School	Teacher-CSA	105,192	1.0	93610106	512903
	2305	DOHERTY	HOLLY	Pyne Arts Magnet School	Teacher-CSA	101,488	1.0	91810106	512903
	2305	HUBERT	MATTHEW	Pyne Arts Magnet School	Teacher-CSA	101,488	1.0	91810106	512903
	2305	WILSON	ALEXIS	Pyne Arts Magnet School	Teacher-CSA	82,215	1.0	91810106	512903
	2305	BOUDREAU	VANESSA	Reilly Elementary School	Teacher-CSA	99,303	1.0	94010106	512903
	2305	BRUNELLE	BRYAN	Reilly Elementary School	Teacher-CSA	102,676	1.0	94010106	512903
	2305	CARON	MICHELLE	Reilly Elementary School	Teacher-CSA	63,713	1.0	94010106	512903
	2305	QUINONES	STEPHANIE	Reilly Elementary School	Teacher-CSA	62,100	1.0	94010106	512903
	2305	MEDINA	JANNELIS	Robinson Middle School	Teacher-CSA	76,805	1.0	98610606	512903
	2305	ANDERSON	SAMUEL	Rogers STEM Academy	Teacher-CSA	99,303	1.0	98710606	512903
	2305	CLARK	CASSANDRA	Rogers STEM Academy	Teacher-CSA	94,556	1.0	98710606	512903
	2305	BOYDEN	HARRISON	Shaughnessy Elementary School	Teacher-CSA	62,100	1.0	95010103	512903
	2305	MORSE	SAMUEL	Sullivan Middle School	Teacher-CSA	78,100	1.0	98810606	512903
	2305	SOROTA	KERRI	Sullivan Middle School	Teacher-CSA	84,400	1.0	98810606	512903
	2305	BUCZYNSKI	SARA	Washington Elementary School	Teacher-CSA	64,121	1.0	95510106	512903
	2305	MOREHOUSE	NICOLE	Washington Elementary School	Teacher-CSA	89,810	1.0	95510106	512903
	2305	NUTILE	ELIZABETH	Adult Basic Education Program	Teacher-ESL	84,400	1.0	99339003	512903
	2305	BERNIER	NICOLE	Bailey Elementary School	Teacher-ESL	66,828	1.0	90210103	512903
	2305	COTE	KATHLEEN	Bailey Elementary School	Teacher-ESL	98,814	1.0	90210103	512903
	2305	EACRETT	HOPE	Bailey Elementary School	Teacher-ESL	105,741	1.0	90210103	512903
	2305	FIOCCA-STERN	MARIANNE	Bailey Elementary School	Teacher-ESL	111,219	1.0	90210103	512903
	2305	DIAS GAUTHIER	JAQUELINE	Bartlett Community Partnership	Teacher-ESL	77,651	1.0	98310103	512903
	2305	MACLEAN	DIANE	Bartlett Community Partnership	Teacher-ESL	117,836	1.0	98310603	512903
	2305	MORRIS	AEMY	Bartlett Community Partnership	Teacher-ESL	98,809	1.0	98310603	512903

DESE Function	Code	Last Name	First Name	School > Name	Job	Annual Pay	FTE	Org	Object
	2305	MARTINS MARTE	AMBAR	Butler Middle School	Teacher-ESL	64,121	1.0	98410603	512903
	2305	RAMOS	JENNIFER	Butler Middle School	Teacher-ESL	101,488	1.0	98410603	512903
	2305	RODRIGUEZ	JOHANNA	Butler Middle School	Teacher-ESL	100,270	1.0	98410603	512903
	2305	SAMERRAEI	NOUR	Butler Middle School	Teacher-ESL	86,011	1.0	98410603	512903
	2305	AL-MOAZAN	NAHLA	Daley Middle School	Teacher-ESL	71,601	1.0	98510603	512903
	2305	BOUCHER	CATHERINE	Daley Middle School	Teacher-ESL	117,836	1.0	98510603	512903
	2305	VICENTINI-BARBOSA	FERNANDA	Daley Middle School	Teacher-ESL	63,713	1.0	98510603	512903
	2305	CHAN	STACY	Greenhalge Elementary School	Teacher-ESL	79,513	1.0	91510103	512903
	2305	DWIRE	PAULA	Greenhalge Elementary School	Teacher-ESL	105,192	1.0	91510103	512903
	2305	FINCH	BRENDA	Greenhalge Elementary School	Teacher-ESL	82,215	1.0	91510103	512903
	2305	HENNESSEY	JOYCE	Greenhalge Elementary School	Teacher-ESL	117,836	1.0	91510103	512903
	2305	TERWILLIGER	TARYN	Greenhalge Elementary School	Teacher-ESL	105,192	1.0	91510103	512903
	2305	GRIFFIN	MARY	Lincoln Elementary School	Teacher-ESL	109,606	1.0	92010103	512903
	2305	HARLAND	MICHELLE	Lincoln Elementary School	Teacher-ESL	112,344	1.0	92010103	512903
	2305	KOWALSKI	MELANIE	Lincoln Elementary School	Teacher-ESL	109,718	1.0	92010103	512903
	2305	RECIO	VIONNYS	Lincoln Elementary School	Teacher-ESL	86,010	1.0	92010103	512903
	2305	ALRAWY	ZEENA	Lowell High School	Teacher-ESL	99,303	1.0	99010720	512903
	2305	BREEN	QUINN	Lowell High School	Teacher-ESL	68,897	1.0	99010720	512903
	2305	COSTELLO	DEBBIE	Lowell High School	Teacher-ESL	108,480	1.0	99010720	512903
	2305	GALVIN	LORI	Lowell High School	Teacher-ESL	105,741	1.0	99010720	512903
	2305	GARABEDIAN	PAULA	Lowell High School	Teacher-ESL	120,589	1.0	99010720	512903
	2305	HARVEY	ERICA	Lowell High School	Teacher-ESL	68,896	1.0	99010720	512903
	2305	KENNEDY	MARGARET	Lowell High School	Teacher-ESL	98,814	1.0	99010720	512903
	2305	LEARY	DIANE	Lowell High School	Teacher-ESL	107,420	1.0	99010720	512903
	2305	MAN	HONG	Lowell High School	Teacher-ESL	62,100	1.0	99010720	512903
	2305	PACHECO-VALENTE	TALITA	Lowell High School	Teacher-ESL	82,215	1.0	99010720	512903
	2305	PANNETON	CONOR	Lowell High School	Teacher-ESL	64,121	1.0	99010712	512903
	2305	ROLFE	JOHN	Lowell High School	Teacher-ESL	109,606	1.0	99010720	512903
	2305	RONAN	KATHRYN	Lowell High School	Teacher-ESL	101,488	1.0	99010720	512903
	2305	SHAKIR	NIDHAL	Lowell High School	Teacher-ESL	71,601	1.0	99010720	512903
	2305	TREWHELLA	JESSICA	Lowell High School	Teacher-ESL	103,555	1.0	99010720	512903
	2305	VERZONE	JACQUELINE	Lowell High School	Teacher-ESL	96,075	1.0	99010720	512903
	2305	WOO	AMY	Lowell High School	Teacher-ESL	104,224	1.0	99010720	512903
	2305	ZEMETRES	JULIA ISABEL	Lowell High School	Teacher-ESL	113,972	1.0	99010720	512903
	2305	ATHAYDE	MARIANA	McAuliffe Elementary School	Teacher-ESL	102,453	1.0	97510103	512903
	2305	LIM	CHANSAVY	McAuliffe Elementary School	Teacher-ESL	66,828	1.0	97510103	512903
	2305	PEAL	JULIE	McAuliffe Elementary School	Teacher-ESL	101,488	1.0	97510103	512903
	2305	WHALEN	PAULA	McAuliffe Elementary School	Teacher-ESL	102,453	1.0	97510103	512903
	2305	GARCIA	ABBIE	McAvinnue Elementary School	Teacher-ESL	115,081	1.0	91210103	512903
	2305	HARVEY	MICHELLE	McAvinnue Elementary School	Teacher-ESL	103,555	1.0	91210106	512903
	2305	MARKS	SHELLY	McAvinnue Elementary School	Teacher-ESL	120,589	1.0	91210103	512903
	2305	WILLIAMS	KAYLA	McAvinnue Elementary School	Teacher-ESL	86,219	1.0	91210103	512903
	2305	BARTER	CELESTE	Moody Elementary School	Teacher-ESL	105,192	1.0	92710103	512903
	2305	CONLON	LORI	Moody Elementary School	Teacher-ESL	111,538	1.0	92710106	512903
	2305	FLEURY	HOLLY	Moody Elementary School	Teacher-ESL	102,455	1.0	92710103	512903

DESE Function	Code	Last Name	First Name	School > Name	Job	Annual Pay	FTE	Org	Object
	2305	SCANNELL	AMY	Moody Elementary School	Teacher-ESL	63,713	1.0	92710106	512903
	2305	UPTON	HEIDI	Moody Elementary School	Teacher-ESL	108,480	1.0	92710103	512903
	2305	DIZOGLIO	LINDSAY	Morey Elementary School	Teacher-ESL	109,606	1.0	93010103	512903
	2305	GALEANO	DIANA	Morey Elementary School	Teacher-ESL	96,596	1.0	93010103	512903
	2305	SAVOIE	DANIELLE	Morey Elementary School	Teacher-ESL	116,725	1.0	93010103	512903
	2305	SHETLER	MARY	Morey Elementary School	Teacher-ESL	113,972	1.0	93010103	512903
	2305	DRINAN	KATHLEEN	Murkland Elementary School	Teacher-ESL	109,718	1.0	98010103	512903
	2305	KOPICKO	KIM	Murkland Elementary School	Teacher-ESL	109,606	1.0	98010103	512903
	2305	WOOSTER	CHARLENE	Murkland Elementary School	Teacher-ESL	106,965	1.0	98010103	512903
	2305	LUNN	LINDA	Pawtucketville Memorial Elementary School	Teacher-ESL	107,422	1.0	93610103	512903
	2305	MORRISON	TERESA	Pawtucketville Memorial Elementary School	Teacher-ESL	103,556	1.0	93610103	512903
	2305	FARIA	CARA	Pyne Arts Magnet School	Teacher-ESL	99,303	1.0	91810604	512903
	2305	GERVAIS	ALISON	Pyne Arts Magnet School	Teacher-ESL	98,809	1.0	91810604	512903
	2305	MUJICA	AMANDA	Pyne Arts Magnet School	Teacher-ESL	64,121	1.0	91810103	512903
	2305	BARYSKY	STEPHANIE	Reilly Elementary School	Teacher-ESL	80,600	1.0	94010103	512903
	2305	DILLER	LAUREN	Reilly Elementary School	Teacher-ESL	104,224	1.0	94010103	512903
	2305	ELLIOTT CARBONNEAU	CAROLYN	Reilly Elementary School	Teacher-ESL	104,224	1.0	94010103	512903
	2305	SHERWOOD	JULIANNE	Reilly Elementary School	Teacher-ESL	104,224	1.0	94010103	512903
	2305	BURROWS	CAROLINE	Robinson Middle School	Teacher-ESL	93,888	1.0	98610603	512903
	2305	DUNN	JENNIFER	Robinson Middle School	Teacher-ESL	84,400	1.0	98610603	512903
	2305	MCDANIEL	JAMES	Robinson Middle School	Teacher-ESL	78,099	1.0	98610603	512903
	2305	OLSEN	HILARY	Robinson Middle School	Teacher-ESL	109,606	1.0	98610603	512903
	2305	PENA	JOHANNY	Robinson Middle School	Teacher-ESL	72,686	1.0	98610603	512903
	2305	BERGER	JENNIFER	Rogers STEM Academy	Teacher-ESL	112,344	1.0	98710619	512903
	2305	BROWN	LAURA	Rogers STEM Academy	Teacher-ESL	63,713	1.0	98710603	512903
	2305	CROTTY	KRISTEN	Rogers STEM Academy	Teacher-ESL	104,224	1.0	98710603	512903
	2305	KEENAN	CHRISTINE	Rogers STEM Academy	Teacher-ESL	105,741	1.0	98710603	512903
	2305	MANISCALCO	LISA	Rogers STEM Academy	Teacher-ESL	107,422	1.0	98710603	512903
	2305	MILLETT	EMILY	Rogers STEM Academy	Teacher-ESL	64,121	1.0	98710619	512903
	2305	RIN	PYCHEY	Rogers STEM Academy	Teacher-ESL	74,307	1.0	98710603	512903
	2305	ROMAN	MARLENE	Rogers STEM Academy	Teacher-ESL	66,828	1.0	98710619	512903
	2305	BONFANTI	LAURA	Shaughnessy Elementary School	Teacher-ESL	106,965	1.0	95010103	512903
	2305	EDIE	KIMBERLY	Shaughnessy Elementary School	Teacher-ESL	90,773	1.0	95010103	512903
	2305	MONBLEAU	MARIANNE	Shaughnessy Elementary School	Teacher-ESL	94,062	1.0	95010103	512903
	2305	TEA	TEXAS	Shaughnessy Elementary School	Teacher-ESL	101,488	1.0	95010103	512903
	2305	BANNERMAN	JULIE	Stoklosa Middle School	Teacher-ESL	100,270	1.0	96010603	512903
	2305	ESCHMANN	KRISTEN	Stoklosa Middle School	Teacher-ESL	117,836	1.0	96010603	512903
	2305	HORNE	MICHAELA	Stoklosa Middle School	Teacher-ESL	101,488	1.0	96010603	512903
	2305	PRONH	MILEENA	Stoklosa Middle School	Teacher-ESL	71,601	1.0	96010603	512903
	2305	GOULD	NICOLE	Sullivan Middle School	Teacher-ESL	117,836	1.0	98810603	512903
	2305	GRIFFIN	HEIDI	Sullivan Middle School	Teacher-ESL	72,686	1.0	98810603	512903
	2305	MEEHAN	ERIN	Sullivan Middle School	Teacher-ESL	68,896	1.0	98810603	512903
	2305	RAMIREZ	IVANA	Sullivan Middle School	Teacher-ESL	80,600	1.0	98810603	512903
	2305	THENG	VANNAK	Sullivan Middle School	Teacher-ESL	109,606	1.0	98810603	512903
	2305	TRAVAGLINI	ELIZABETH	Sullivan Middle School	Teacher-ESL	117,836	1.0	98810603	512903

DESE Function	Code	Last Name	First Name	School > Name	Job	Annual Pay	FTE	Org	Object
	2305	BELL	COURTNEY	The Career Academy	Teacher-ESL	101,488	1.0	92510103	512903
	2305	BOOTH	PAMELA	Wang Middle School	Teacher-ESL	89,810	1.0	98910603	512903
	2305	BUDRYK	KIMBERLY	Wang Middle School	Teacher-ESL	106,965	1.0	98910603	512903
	2305	CANDOR	JENNY	Wang Middle School	Teacher-ESL	71,601	1.0	98910603	512903
	2305	WILSON	MICAELA	Wang Middle School	Teacher-ESL	82,215	1.0	98910603	512903
	2305	COREA	ELIZABETH	Washington Elementary School	Teacher-ESL	120,589	1.0	95510103	512903
	2305	QUIRBACH	ELIZABETH	Washington Elementary School	Teacher-ESL	109,606	1.0	95510103	512903
	2305	SEQUEIRA PLUNKETT	JENNIFER	Washington Elementary School	Teacher-ESL	112,344	1.0	95510103	512903
	2305	BONANO	LINDSAY	Bailey Elementary School	Teacher-Special Ed	99,303	1.0	90210106	512903
	2305	CALIRI	CYNTHIA	Bailey Elementary School	Teacher-Special Ed	123,640	1.0	90210106	512903
	2305	KEEFE	COURTNEY	Bailey Elementary School	Teacher-Special Ed	109,606	1.0	90210106	512903
	2305	LABONTE	JILL	Bailey Elementary School	Teacher-Special Ed	115,081	1.0	90210106	512903
	2305	BENITES	DONNA	Bartlett Community Partnership	Teacher-Special Ed	101,488	1.0	98310606	512903
	2305	BOURASSA	JENNIFER	Bartlett Community Partnership	Teacher-Special Ed	105,741	1.0	98310603	512903
	2305	CAMPBELL	TIMOTHY	Bartlett Community Partnership	Teacher-Special Ed	72,686	1.0	98310606	512903
	2305	GRANEY	ELIZABETH	Bartlett Community Partnership	Teacher-Special Ed	94,556	1.0	98310606	512903
	2305	MURPHY	CHRISTA	Bartlett Community Partnership	Teacher-Special Ed	103,555	1.0	98310606	512903
	2305	RAKE	HEATHER	Bartlett Community Partnership	Teacher-Special Ed	105,192	1.0	98310606	512903
	2305	LAMARR	MARGARET	BRIDGE Program	Teacher-Special Ed	64,121	1.0	99213103	512903
	2305	COOPER	JULIE	Butler Middle School	Teacher-Special Ed	80,600	1.0	98410606	512903
	2305	GIBSON	KEVIN	Butler Middle School	Teacher-Special Ed	100,270	1.0	98410606	512903
	2305	LOUGHLIN	ANDREA	Butler Middle School	Teacher-Special Ed	86,982	1.0	98410603	512903
	2305	LOWELL	HAILEY	Butler Middle School	Teacher-Special Ed	74,309	1.0	98410606	512903
	2305	ST. LOUIS	KRISTA	Butler Middle School	Teacher-Special Ed	100,270	1.0	98410606	512903
	2305	LYNCH	KRISTEN	Cardinal O'Connell Early Learning Center	Teacher-Special Ed	103,555	1.0	90110106	512903
	2305	SQUEGLIA	JENNIFER	Cardinal O'Connell Early Learning Center	Teacher-Special Ed	94,556	1.0	90110106	512903
	2305	TENCZAR	LISA	Cardinal O'Connell Early Learning Center	Teacher-Special Ed	109,607	1.0	90110106	512903
	2305	THISSELL	NICOLE	Cardinal O'Connell Early Learning Center	Teacher-Special Ed	86,010	1.0	90110903	512903
	2305	CANNON	SARAH	Daley Middle School	Teacher-Special Ed	68,896	1.0	98510606	512903
	2305	CHARETTE	BRIGITTE	Daley Middle School	Teacher-Special Ed	102,453	1.0	98510606	512903
	2305	MCFARLAND	AUDREY	Daley Middle School	Teacher-Special Ed	82,215	1.0	98510606	512903
	2305	REYES	KRISTIN	Daley Middle School	Teacher-Special Ed	109,718	1.0	98510606	512903
	2305	SNEERINGER	JENNIFER	Daley Middle School	Teacher-Special Ed	102,676	1.0	98510606	512903
	2305	SULLIVAN	KRISTEN	Daley Middle School	Teacher-Special Ed	116,725	1.0	98510606	512903
	2305	JEDRASZEK	CAROLYN	Greenhalge Elementary School	Teacher-Special Ed	101,488	1.0	91510106	512903
	2305	KEARNEY	SHARON	Greenhalge Elementary School	Teacher-Special Ed	107,058	1.0	91510106	512903
	2305	MARZELLI	MEGHAN	Greenhalge Elementary School	Teacher-Special Ed	103,555	1.0	91510106	512903
	2305	MCCANN	CHRISTINE	Greenhalge Elementary School	Teacher-Special Ed	62,100	1.0	91510106	512903
	2305	SISSON	MEAGHAN	Greenhalge Elementary School	Teacher-Special Ed	100,270	1.0	91510106	512903
	2305	FOSTER	SARAH	Laura Lee Therapeutic Day School	Teacher-Special Ed	101,488	1.0	91920106	512903
	2305	HANSON	MARTHA	Laura Lee Therapeutic Day School	Teacher-Special Ed	112,344	1.0	91920106	512903
	2305	ROURKE	PAUL	Laura Lee Therapeutic Day School	Teacher-Special Ed	99,303	1.0	91920106	512903
	2305	DAIGLE	ANGELA	Lincoln Elementary School	Teacher-Special Ed	101,488	1.0	92010106	512903
	2305	GREGOIRE	JESSICA	Lincoln Elementary School	Teacher-Special Ed	109,606	1.0	92010106	512903
	2305	KALITKA	STEPHANIE	Lincoln Elementary School	Teacher-Special Ed	112,344	1.0	92010106	512903

DESE Function	Code	Last Name	First Name	School > Name	Job	Annual Pay	FTE	Org	Object
	2305	MARGAGLIONE	RACHEL	Lincoln Elementary School	Teacher-Special Ed	117,836	1.0	92010106	512903
	2305	PHILLIPS	MADELINE	Lincoln Elementary School	Teacher-Special Ed	89,143	1.0	92010106	512903
	2305	WHITING	ASHLEY	Lincoln Elementary School	Teacher-Special Ed	64,121	1.0	92010106	512903
	2305	CROTEAU	BRITTANY	Lowell High School	Teacher-Special Ed	96,596	1.0	99010712	512903
	2305	DUGAN	PATRICK	Lowell High School	Teacher-Special Ed	101,488	1.0	99010712	512903
	2305	FULTZ	KIMBERLEY	Lowell High School	Teacher-Special Ed	83,180	1.0	99010712	512903
	2305	GREELEY	JURATE	Lowell High School	Teacher-Special Ed	94,556	1.0	99010720	512903
	2305	HANLEY	BRYAN	Lowell High School	Teacher-Special Ed	86,010	1.0	99010712	512903
	2305	KIM	JAEKYUNG	Lowell High School	Teacher-Special Ed	90,333	1.0	99010712	512903
	2305	LAWRENSEN	RICHARD	Lowell High School	Teacher-Special Ed	113,972	1.0	99010712	512903
	2305	LINSTRUTH	MELISSA	Lowell High School	Teacher-Special Ed	106,965	1.0	99010712	512903
	2305	LOGAN	NICHOLAS	Lowell High School	Teacher-Special Ed	76,806	1.0	99010720	512903
	2305	MACFARLANE	JANE-SARAH	Lowell High School	Teacher-Special Ed	82,215	1.0	99010712	512903
	2305	MANDELL	CARLY	Lowell High School	Teacher-Special Ed	64,121	1.0	99010712	512903
	2305	MASSE	DEANNA	Lowell High School	Teacher-Special Ed	93,888	1.0	99010712	512903
	2305	MAYER	COURTNEY	Lowell High School	Teacher-Special Ed	74,309	1.0	99010712	512903
	2305	MCDONOUGH	JENNIFER	Lowell High School	Teacher-Special Ed	109,606	1.0	99010712	512903
	2305	MCDONOUGH	SEAN	Lowell High School	Teacher-Special Ed	76,805	1.0	99010712	512903
	2305	NEWCOMB	DONNA	Lowell High School	Teacher-Special Ed	116,488	1.0	99010712	512903
	2305	NEWCOMB	JOHN	Lowell High School	Teacher-Special Ed	72,686	1.0	99010712	512903
	2305	NUTTER	RILEY	Lowell High School	Teacher-Special Ed	64,121	1.0	99010712	512903
	2305	OWEN	BRYAN	Lowell High School	Teacher-Special Ed	101,488	1.0	99010712	512903
	2305	PERRIN	AMANDA	Lowell High School	Teacher-Special Ed	112,344	1.0	99010712	512903
	2305	STUTZ	HAN	Lowell High School	Teacher-Special Ed	104,224	1.0	99010712	512903
	2305	URIBE	NATALIE	Lowell High School	Teacher-Special Ed	75,276	1.0	99010712	512903
	2305	ZGONIS	SHANNON	Lowell High School	Teacher-Special Ed	74,309	1.0	99010712	512903
	2305	CARELLI	JILLIAN	McAuliffe Elementary School	Teacher-Special Ed	108,480	1.0	97510106	512903
	2305	LADD	SUSAN	McAuliffe Elementary School	Teacher-Special Ed	100,270	1.0	97510106	512903
	2305	MACAULEY	JENNIFER	McAuliffe Elementary School	Teacher-Special Ed	105,741	1.0	97510106	512903
	2305	MENDONCA	LISA	McAuliffe Elementary School	Teacher-Special Ed	101,488	1.0	97510106	512903
	2305	MORELLO	SANDRA	McAuliffe Elementary School	Teacher-Special Ed	120,589	1.0	97510106	512903
	2305	EVANS	REBECCA	McAvinnue Elementary School	Teacher-Special Ed	109,606	1.0	91210106	512903
	2305	GALLAGHER	TARYN	McAvinnue Elementary School	Teacher-Special Ed	111,219	1.0	91210103	512903
	2305	IRWIN	ANAMARIA	McAvinnue Elementary School	Teacher-Special Ed	109,718	1.0	91210106	512903
	2305	LYNCH	MARY	McAvinnue Elementary School	Teacher-Special Ed	111,219	1.0	91210103	512903
	2305	OROZCO	THALIA	McAvinnue Elementary School	Teacher-Special Ed	64,121	1.0	91210106	512903
	2305	PASTOR	ANTONIA	McAvinnue Elementary School	Teacher-Special Ed	101,488	1.0	91210106	512903
	2305	SPENCE-COX	PATTIAN	McAvinnue Elementary School	Teacher-Special Ed	112,344	1.0	91210103	512903
	2305	FIRTH	BROOKE	Moody Elementary School	Teacher-Special Ed	102,453	1.0	92710106	512903
	2305	MROZOWSKI	MEGAN	Moody Elementary School	Teacher-Special Ed	109,718	1.0	92710106	512903
	2305	CLARK	TERESA	Morey Elementary School	Teacher-Special Ed	107,058	1.0	93010103	512903
	2305	COONEY	MICHAEL	Morey Elementary School	Teacher-Special Ed	116,725	1.0	93010106	512903
	2305	DURKIN	PAMELA	Morey Elementary School	Teacher-Special Ed	120,589	1.0	93010106	512903
	2305	MORASSE	PATRICIA	Morey Elementary School	Teacher-Special Ed	104,224	1.0	93010106	512903
	2305	BARBIERI	ELIZABETH	Murkland Elementary School	Teacher-Special Ed	105,192	1.0	98010106	512903

DESE Function	Code	Last Name	First Name	School > Name	Job	Annual Pay	FTE	Org	Object
	2305	HAMILTON	LINDSAY	Murkland Elementary School	Teacher-Special Ed	101,488	1.0	98010106	512903
	2305	KAUFMAN	MEREDITH	Murkland Elementary School	Teacher-Special Ed	105,192	1.0	98010106	512903
	2305	RAGER	REBECCA	Murkland Elementary School	Teacher-Special Ed	107,929	1.0	98010106	512903
	2305	HAIDAR	AMAL	Pawtucketville Memorial Elementary School	Teacher-Special Ed	101,488	1.0	93610106	512903
	2305	BLANCHARD	TRACY	Pyne Arts Magnet School	Teacher-Special Ed	109,718	1.0	91810106	512903
	2305	CHEEK	SAMANTHA	Pyne Arts Magnet School	Teacher-Special Ed	107,422	1.0	91810106	512903
	2305	MINER	SUSAN	Pyne Arts Magnet School	Teacher-Special Ed	100,270	1.0	91810106	512903
	2305	RODRIGUEZ	LIZ	Pyne Arts Magnet School	Teacher-Special Ed	66,418	1.0	91810106	512903
	2305	SHEEHAN	LAURIE	Pyne Arts Magnet School	Teacher-Special Ed	89,810	1.0	91810106	512903
	2305	VAN GELDER	ANNA	Pyne Arts Magnet School	Teacher-Special Ed	97,929	1.0	91810106	512903
	2305	BRESNAHAN	JOHN	Reilly Elementary School	Teacher-Special Ed	105,741	1.0	94010106	512903
	2305	GEORGE	JOANNE	Reilly Elementary School	Teacher-Special Ed	116,724	1.0	94010106	512903
	2305	MELE	ERIN	Reilly Elementary School	Teacher-Special Ed	105,192	1.0	94010106	512903
	2305	MOSSOP	ELIZABETH	Reilly Elementary School	Teacher-Special Ed	90,773	1.0	94010106	512903
	2305	GROSS	BRIANA	Robinson Middle School	Teacher-Special Ed	109,607	1.0	98610606	512903
	2305	GROSS	CHRISTINE	Robinson Middle School	Teacher-Special Ed	82,215	1.0	98610606	512903
	2305	MORROW-ANDERSON	JOCELYN	Robinson Middle School	Teacher-Special Ed	109,606	1.0	98610606	512903
	2305	NEWCOMB	LEEANN	Robinson Middle School	Teacher-Special Ed	75,276	1.0	98610606	512903
	2305	RENK	GREGORY	Robinson Middle School	Teacher-Special Ed	69,534	1.0	98610606	512903
	2305	RHOADS	MICHELLE	Robinson Middle School	Teacher-Special Ed	102,453	1.0	98610606	512903
	2305	BORRELLI	ELIZABETH	Rogers STEM Academy	Teacher-Special Ed	109,606	1.0	98710606	512903
	2305	BREKALIS	KRISTIN	Rogers STEM Academy	Teacher-Special Ed	100,270	1.0	98710606	512903
	2305	GEARY	MEGHAN	Rogers STEM Academy	Teacher-Special Ed	89,810	1.0	98710619	512903
	2305	HICKEY	MELISSA	Rogers STEM Academy	Teacher-Special Ed	101,488	1.0	98710606	512903
	2305	MCGOFF	JENNIFER	Rogers STEM Academy	Teacher-Special Ed	89,810	1.0	98710606	512903
	2305	SEPPA	EMILY	Rogers STEM Academy	Teacher-Special Ed	95,522	1.0	98710606	512903
	2305	STONE	LINDA	Rogers STEM Academy	Teacher-Special Ed	101,488	1.0	98710606	512903
	2305	THERRIEN	ALLISON	Rogers STEM Academy	Teacher-Special Ed	95,522	1.0	98710606	512903
	2305	BRODEUR	KATIE	Shaughnessy Elementary School	Teacher-Special Ed	72,686	1.0	95010106	512903
	2305	ENOS	BRITTANY	Shaughnessy Elementary School	Teacher-Special Ed	78,099	1.0	95010106	512903
	2305	PERRY	JUSTINE	Shaughnessy Elementary School	Teacher-Special Ed	64,121	1.0	95010103	512903
	2305	SCHROTH	MACKENZIE	Shaughnessy Elementary School	Teacher-Special Ed	86,469	1.0	95010106	512903
	2305	STONE	DANA	Shaughnessy Elementary School	Teacher-Special Ed	69,534	1.0	95010106	512903
	2305	TORRES	BROOKE	Shaughnessy Elementary School	Teacher-Special Ed	99,303	1.0	95010106	512903
	2305	ZOUZAS	DESPENA	Shaughnessy Elementary School	Teacher-Special Ed	86,010	1.0	95010106	512903
	2305	BORRELLI	WILLIAM	Stoklosa Middle School	Teacher-Special Ed	107,422	1.0	96010606	512903
	2305	GLEISBERG	KATHLEEN	Stoklosa Middle School	Teacher-Special Ed	105,741	1.0	96010606	512903
	2305	AYER	MICHELLE	Sullivan Middle School	Teacher-Special Ed	98,809	1.0	98810606	512903
	2305	BEAUREGARD	ANNE	Sullivan Middle School	Teacher-Special Ed	106,539	1.0	98810606	512903
	2305	KISIEL	DIANE	Sullivan Middle School	Teacher-Special Ed	111,219	1.0	98810606	512903
	2305	LOGAN	ERIN	Sullivan Middle School	Teacher-Special Ed	89,810	1.0	98810606	512903
	2305	WESOLOWSKI	BARBARA	Sullivan Middle School	Teacher-Special Ed	101,488	1.0	98810606	512903
	2305	WILMOTT-GRANT	LORNA	Sullivan Middle School	Teacher-Special Ed	120,589	1.0	98810606	512903
	2305	BLAKE	MATTHEW	The Career Academy	Teacher-Special Ed	104,224	1.0	92510106	512903
	2305	BOORE	MONICA	The Career Academy	Teacher-Special Ed	102,453	1.0	92510106	512903

DESE Function	Code	Last Name	First Name	School > Name	Job	Annual Pay	FTE	Org	Object
	2305	IUDICE	KRISTEN	Wang Middle School	Teacher-Special Ed	106,965	1.0	98910606	512903
	2305	LEVENE	REBECCA	Wang Middle School	Teacher-Special Ed	72,687	1.0	98910606	512903
	2305	NEWTON	TAYLOR	Wang Middle School	Teacher-Special Ed	78,099	1.0	98910606	512903
	2305	PELLERITI	KATHERINE	Wang Middle School	Teacher-Special Ed	105,741	1.0	98910606	512903
	2305	DONOVAN	COREY	Washington Elementary School	Teacher-Special Ed	94,556	1.0	95510106	512903
	2305	PARRINGTON	COLLEEN	Washington Elementary School	Teacher-Special Ed	112,344	1.0	95510106	512903
	2305	RICH	DEBRA	Bailey Elementary School	Teacher-Sppt Content Inst	101,488	1.0	90210103	512903
	2305	DOWNING	JO ANNE	Bartlett Community Partnership	Teacher-Sppt Content Inst	111,219	1.0	98310603	512903
	2305	APARO	CHRISTOPHER	Daley Middle School	Teacher-Sppt Content Inst	78,099	1.0	98510603	512903
	2305	BRENNAN	KATHRYN	Daley Middle School	Teacher-Sppt Content Inst	102,453	1.0	98510603	512903
	2305	LANG	TIMOTHY	Daley Middle School	Teacher-Sppt Content Inst	69,533	1.0	98510603	512903
	2305	DECKER	MARIA	Lowell High School	Teacher-Sppt Content Inst	115,081	1.0	99010712	512903
	2305	MCELROY	TONYA	Lowell High School	Teacher-Sppt Content Inst	117,836	1.0	99010712	512903
	2305	SNETSINGER	MICHELLE	Lowell High School	Teacher-Sppt Content Inst	119,768	1.0	99010712	512903
	2305	STUTZ	KATHRYN	Lowell High School	Teacher-Sppt Content Inst	107,929	1.0	99010712	512903
	2305	GILL	LINDSEY	Moody Elementary School	Teacher-Sppt Content Inst	107,422	1.0	92710103	512903
	2305	CROWLEY	LIZETTE	Morey Elementary School	Teacher-Sppt Content Inst	120,589	1.0	93010103	512903
	2305	LUCIER	JENNIFER	Morey Elementary School	Teacher-Sppt Content Inst	103,555	1.0	93010103	512903
	2305	BRADLEY	KIMBERLY	Pyne Arts Magnet School	Teacher-Sppt Content Inst	109,606	1.0	91810604	512903
	2305	FIELDING	KEVIN	Robinson Middle School	Teacher-Sppt Content Inst	94,556	1.0	98610603	512903
	2305	RICHARDS	PAMELA	Robinson Middle School	Teacher-Sppt Content Inst	117,836	1.0	98610603	512903
	2305	RENNIE	STEPHANIE	Rogers STEM Academy	Teacher-Sppt Content Inst	115,081	1.0	98710603	512903
	2305	SKREKAS	ELIZABETH	Rogers STEM Academy	Teacher-Sppt Content Inst	98,814	1.0	98710603	512903
	2305	BOUCHARD	CAROL	Stoklosa Middle School	Teacher-Sppt Content Inst	102,453	1.0	96010606	512903
	2305	MOORE	LISA	Stoklosa Middle School	Teacher-Sppt Content Inst	105,741	1.0	96010606	512903
	2305	POTVIN	LAUREN	Stoklosa Middle School	Teacher-Sppt Content Inst	109,606	1.0	96010606	512903
	2305	ROWSSELL	LISA MARIE	Stoklosa Middle School	Teacher-Sppt Content Inst	109,765	1.0	96010603	512903
	2305	THOMAS	KATELYN	Wang Middle School	Teacher-Sppt Content Inst	109,606	1.0	98910606	512903
	2305	POTTER	SCOTT	Lowell High School	Teacher-Suspension In House	101,488	1.0	99010720	512903
	2320	ORLANDO	JOANNA	BRIDGE Program	Behavior Specialist	114,572	1.0	99320106	512104
	2320	LORETTE	CANDICE	Pyne Arts Magnet School	Behavior Specialist	122,926	1.0	99320106	512104
	2320	LAFFEY	HEATHER	Special Education Office	Behavior Specialist	114,572	1.0	99320106	512104
	2320	JONES	EMERSON	Adie Day School	Behavior Specialist SPED	114,572	1.0	99320106	512104
	2320	FRUGOLI	HEATHER	Bartlett Community Partnership	Behavior Specialist SPED	118,946	1.0	99320106	512104
	2320	CHANE	MEGAN	Central - Student Support	Behavior Specialist SPED	114,572	1.0	99320106	512104
	2320	EARLY	TARA	Central - Student Support	Behavior Specialist SPED	111,053	1.0	99320106	512104
	2320	KEEFE	MIKAELA	Central - Student Support	Behavior Specialist SPED	122,926	1.0	99320106	512104
	2320	KELLY	KIMBERLY	Central - Student Support	Behavior Specialist SPED	115,569	1.0	99320106	512104
	2320	RISKO	MARIA	Central - Student Support	Behavior Specialist SPED	114,572	1.0	99320106	512104
	2320	WELCH	CHRISTINA	Laura Lee Therapeutic Day School	Behavior Specialist SPED	122,926	1.0	99320106	512104
	2320	ANDERSON	MARK	Leblanc Therapeutic Day School	Behavior Specialist SPED	101,631	1.0	99320106	512104
	2320	DAVIS	DANIEL	Lowell High School	Behavior Specialist SPED	115,569	1.0	99320106	512104
	2320	HALLETT	MATTHEW	Lowell High School	Behavior Specialist SPED	114,572	1.0	99320106	512104
	2320	NOLAN-STACK	ELIZABETH	Murkland Elementary School	Behavior Specialist SPED	127,546	1.0	99320106	512104

DESE Function	Code	Last Name	First Name	School > Name	Job	Annual Pay	FTE	Org	Object
	2320	KOSTOPOULOS	ALISSA	Pawtucketville Memorial Elementary School	Behavior Specialist SPED	114,572	1.0	99320106	512104
	2320	KERNS	STACEY	Adie Day School	COTA	60,312	1.0	99320106	512130
	2320	HARTWIG	LORI	Bailey Elementary School	COTA	69,434	1.0	99320106	512130
	2320	MCKENNA	SUSAN	Bartlett Community Partnership	COTA	59,099	1.0	99320106	512130
	2320	PULEIO	GIANNA	Greenhalge Elementary School	COTA	60,947	1.0	99320106	512130
	2320	TRAVIS	KIMBERLY	Bailey Elementary School	Eval Team Chair	123,883	1.0	99320106	512137
	2320	WEIGOLD	KRISTIN	Bartlett Community Partnership	Eval Team Chair	129,087	1.0	99320106	512137
	2320	BLASCHKE	JENNIFER	Central - Student Support	Eval Team Chair	127,354	1.0	99320106	512137
	2320	BOWERS	TRACY	Central - Student Support	Eval Team Chair	119,905	1.0	99320106	512137
	2320	JARVIS	JACQUELINE	Central - Student Support	Eval Team Chair	115,526	1.0	99320106	512137
	2320	LAMONTAGNE	KATHERINE	Central - Student Support	Eval Team Chair	112,648	1.0	99320106	512137
	2320	MCGLAUFLIN	JENNIFER	Central - Student Support	Eval Team Chair	123,883	1.0	99320106	512137
	2320	MONTOUR	MEGHAN	Central - Student Support	Eval Team Chair	119,994	1.0	99320106	512137
	2320	SEARS	ASHLEY	Central - Student Support	Eval Team Chair	116,521	1.0	99320106	512137
	2320	SIMPSON	LISA	Central - Student Support	Eval Team Chair	123,883	1.0	99320106	512137
	2320	MCARTHUR	MICHELLE	Lowell High School	Eval Team Chair	130,816	1.0	99320106	512137
	2320	SIMAS	MARIANNE	Lowell High School	Eval Team Chair	123,883	1.0	99320106	512137
	2320	MORGAN	LISA	Pawtucketville Memorial Elementary School	Eval Team Chair	115,526	1.0	99320106	512137
	2320	CLERMONT	KERRI	Robinson Middle School	Eval Team Chair	119,000	1.0	99320106	512137
	2320	EDWARDS	CARI-ANN	Rogers STEM Academy	Eval Team Chair	125,105	1.0	99320106	512137
	2320	WHITE	BRITTANY	Daley Middle School	Speech Pathology and Audiology Services	98,810	1.0	98510606	512903
	2320	RUMSHISKAYA	SARAH	Greenhalge Elementary School	Speech Pathology and Audiology Services	90,266	1.0	99324103	512131
	2320	THIBODEAU	ANNIE	Greenhalge Elementary School	Speech Pathology and Audiology Services	90,266	1.0	99324103	512131
	2320	BODEY	KYRA	Butler Middle School	Speech Therapist	90,266	1.0	99324103	512131
	2320	MITRI	NATHALIE	Bailey Elementary School	Speech/Lang Assistant	60,312	1.0	99320106	512925
	2320	ORMSBY	KATHERINE	Lowell High School	Speech/Lang Assistant	53,036	1.0	99324103	512131
	2320	BICKERSTAFF	SONIA	McAvinnue Elementary School	Speech/Lang Assistant	63,372	1.0	99324103	512131
	2320	SILVEIRA	TAYLOR	Rogers STEM Academy	Speech/Lang Assistant	65,797	1.0	99324103	512131
	2320	LEAHY	JULIA	Special Education Office	Speech/Lang Assistant	53,036	1.0	99324103	512131
	2320	FLORES	XENA	Washington Elementary School	Speech/Lang Assistant	57,887	1.0	99320106	512130
	2320	WILKES	JULIA	Lowell High School	Teacher-Hearing Impaired	110,682	1.0	99322003	512132
	2320	TONELLI	GINA	McAuliffe Elementary School	Teacher-Hearing Impaired	101,488	1.0	99322003	512132
	2320	FLORES	ELIZA	Bartlett Community Partnership	Teacher-Life Skills	86,011	1.0	98310606	512903
	2320	HARPER	ALLISON	Bartlett Community Partnership	Teacher-Life Skills	93,888	1.0	98310606	512903
	2320	LEGER	MEGAN	Bartlett Community Partnership	Teacher-Life Skills	68,896	1.0	98310606	512903
	2320	LIVORSI	KATHERINE	Bartlett Community Partnership	Teacher-Life Skills	74,309	1.0	98310606	512903
	2320	OSPINA	CORINNE	Bartlett Community Partnership	Teacher-Life Skills	62,100	1.0	98310606	512903
	2320	WOLFF	SARAH	Bartlett Community Partnership	Teacher-Life Skills	105,192	1.0	98310606	512903
	2320	MELIN	ELIZABETH	Daley Middle School	Teacher-Life Skills	101,488	1.0	98510606	512903
	2320	SIOPES	KRISTA	Adie Day School	Teacher-Occupational Therapy	108,480	1.0	99320106	512130
	2320	TAYLOR	LISA	Bailey Elementary School	Teacher-Occupational Therapy	108,480	1.0	99320106	512130
	2320	SPINAZOLA	JESSICA	Bartlett Community Partnership	Teacher-Occupational Therapy	105,741	1.0	99320106	512130
	2320	BOLLES	CASSANDRA	Greenhalge Elementary School	Teacher-Occupational Therapy	103,555	1.0	99320106	512130
	2320	TAVARES	KELLY	Greenhalge Elementary School	Teacher-Occupational Therapy	104,607	1.0	99320106	512130
	2320	MASSE	JILLIAN	McAuliffe Elementary School	Teacher-Occupational Therapy	73,786	1.0	99320106	512130

DESE Function	Code	Last Name	First Name	School > Name	Job	Annual Pay	FTE	Org	Object
	2320	MCELHINNEY	LINDA	Pawtucketville Memorial Elementary School	Teacher-Occupational Therapy	117,836	1.0	99320106	512130
	2320	RICHMOND	ANGEL	Reilly Elementary School	Teacher-Occupational Therapy	109,606	1.0	99320106	512130
	2320	VILLARROEL	TRACY	Shaughnessy Elementary School	Teacher-Occupational Therapy	105,741	1.0	99320106	512130
	2320	WALKER	DIANE	Washington Elementary School	Teacher-Occupational Therapy	98,809	1.0	99320106	512130
	2320	WEBSTER	DEBORAH	Lowell High School	Teacher-Physical Therapy	116,725	1.0	99320106	512130
	2320	O'NEIL	CAROL	McAuliffe Elementary School	Teacher-Physical Therapy	116,725	1.0	99320106	512130
	2320	STRYKER	BARBARA	Morey Elementary School	Teacher-Physical Therapy	116,725	1.0	99320106	512130
	2320	LIGOR	COURTNEY	Adie Day School	Teacher-Speech/Lang	103,555	1.0	99324103	512131
	2320	SIMPSON	GRETA	Adie Day School	Teacher-Speech/Lang	105,741	1.0	99324103	512131
	2320	CARTER	DANIELLE	Bailey Elementary School	Teacher-Speech/Lang	115,081	1.0	99324103	512131
	2320	LEE	ALICE	Bartlett Community Partnership	Teacher-Speech/Lang	117,836	1.0	99324103	512131
	2320	GRATTA	KRYSTAL	Cardinal O'Connell Early Learning Center	Teacher-Speech/Lang	108,480	1.0	99324103	512131
	2320	HOPKINS	JESSICA	Cardinal O'Connell Early Learning Center	Teacher-Speech/Lang	90,266	1.0	90110106	512903
	2320	CAMPBELL	MARY ANN	Central - Academics	Teacher-Speech/Lang	109,607	1.0	99324103	512131
	2320	JANAS	DEBRA	Lincoln Elementary School	Teacher-Speech/Lang	108,480	1.0	99324103	512131
	2320	COWAN	LYNDSEY	Lowell High School	Teacher-Speech/Lang	112,344	1.0	99324103	512131
	2320	DORMER	MICHAEL	McAuliffe Elementary School	Teacher-Speech/Lang	115,081	1.0	99324103	512131
	2320	JONAS	MARILYN	McAuliffe Elementary School	Teacher-Speech/Lang	117,836	1.0	99324103	512131
	2320	CONNOLLY	EILEEN	McAvinnue Elementary School	Teacher-Speech/Lang	105,741	1.0	99324103	512131
	2320	MCCARTHY	LORI	Moody Elementary School	Teacher-Speech/Lang	117,836	1.0	99324103	512131
	2320	FRECHETTE	KATIE	Morey Elementary School	Teacher-Speech/Lang	113,972	1.0	99324103	512131
	2320	LANGLOIS	ANNEMARIE	Morey Elementary School	Teacher-Speech/Lang	103,556	1.0	99324103	512131
	2320	LY	STEPHANIE	Murkland Elementary School	Teacher-Speech/Lang	109,606	1.0	99324103	512131
	2320	BASOVSKY	COURTNEY	Pawtucketville Memorial Elementary School	Teacher-Speech/Lang	82,354	1.0	99324103	512131
	2320	ROSS	SARAH	Pyne Arts Magnet School	Teacher-Speech/Lang	105,741	1.0	99324103	512131
	2320	MELVIN	JULIA	Reilly Elementary School	Teacher-Speech/Lang	98,809	1.0	94010106	512903
	2320	STAPLES	LAURA	Reilly Elementary School	Teacher-Speech/Lang	68,383	0.6	99324103	512131
	2320	SMITH	LAUREN	Robinson Middle School	Teacher-Speech/Lang	115,081	1.0	99324103	512131
	2320	WARD	MELISSA	Rogers STEM Academy	Teacher-Speech/Lang	115,081	1.0	99324103	512131
	2320	JAIME	COLLEEN	Shaughnessy Elementary School	Teacher-Speech/Lang	97,929	1.0	99324103	512131
	2320	MOEGELIN	JOSEPH	Shaughnessy Elementary School	Teacher-Speech/Lang	98,810	1.0	99324103	512131
	2320	HATHAWAY	GINA	Stoklosa Middle School	Teacher-Speech/Lang	105,741	1.0	99324103	512131
	2320	KULPINSKI	LESLIE	Sullivan Middle School	Teacher-Speech/Lang	112,344	1.0	99324103	512131
	2320	CARTER	KRISTEN	Wang Middle School	Teacher-Speech/Lang	109,606	1.0	99324103	512131
	2320	MONTVILLE	COURTNEY	Washington Elementary School	Teacher-Speech/Lang	109,606	1.0	99324103	512131
	2320	NANGLE	MICHAEL	McAuliffe Elementary School	Teacher-Vision Impaired	101,488	1.0	99325003	512134
	2324	SALEH	RAMI	Butler Middle School	Building Based Sub	46,675	1.0	98410603	512903
	2324	ASSELIN	BENJAMIN	Moody Elementary School	Building Based Sub	46,675	1.0	92710103	512903
	2324	PARE	CHRISTINE	Moody Elementary School	Building Based Sub	52,167	1.0	99310103	512401
	2324	STEWART	ANDREW	Sullivan Middle School	Building Based Sub	62,100	1.0	98810603	512903
	2330	GILES	DAWN	Bailey Elementary School	Paraprofessional	34,155	1.0	90210103	512958
	2330	LINDQUIST	JULIE	Bailey Elementary School	Paraprofessional	39,159	1.0	90210103	512958
	2330	MACINNIS	KRISTINE	Bailey Elementary School	Paraprofessional	42,509	1.0	90210103	512958

DESE Function	Code	Last Name	First Name	School > Name	Job	Annual Pay	FTE	Org	Object
	2330	MALAVICH	ERICA	Bailey Elementary School	Paraprofessional	42,017	1.0	90210103	512958
	2330	MALLU	VIJITHA	Bailey Elementary School	Paraprofessional	43,694	1.0	90210106	512958
	2330	MCCABE	MARY	Bailey Elementary School	Paraprofessional	43,694	1.0	90210103	512958
	2330	PROVOST	AMY	Bailey Elementary School	Paraprofessional	44,562	1.0	90210103	512958
	2330	RAVICHANDRA	KOUSALYA	Bailey Elementary School	Paraprofessional	40,658	1.0	90210103	512958
	2330	SKAFIDAS	LISA	Bailey Elementary School	Paraprofessional	35,436	1.0	90210103	512958
	2330	SNEAD	JOANN	Bailey Elementary School	Paraprofessional	41,672	1.0	90210103	512958
	2330	TAYLOR	MARION	Bailey Elementary School	Paraprofessional	34,155	1.0	90210103	512958
	2330	WATTS	AMY	Bailey Elementary School	Paraprofessional	43,694	1.0	90210106	512958
	2330	BIRON	BERNADETTE	Bartlett Community Partnership	Paraprofessional	50,903	1.0	98310103	512958
	2330	BROGAN	PATRICIA	Bartlett Community Partnership	Paraprofessional	48,760	1.0	98310103	512958
	2330	DJADOUR	HADJIRA	Bartlett Community Partnership	Paraprofessional	38,531	1.0	98310606	512958
	2330	LACROIX	CHRISTINE	Bartlett Community Partnership	Paraprofessional	36,203	1.0	98310103	512958
	2330	LE	CAM NHUNG	Bartlett Community Partnership	Paraprofessional	36,203	1.0	98310103	512958
	2330	LORD	BARBARA	Bartlett Community Partnership	Paraprofessional	46,638	1.0	98310103	512958
	2330	MEDEIROS	JENNIFER	Bartlett Community Partnership	Paraprofessional	35,672	1.0	98310103	512958
	2330	OLIVEIRA	CHRISTINA	Bartlett Community Partnership	Paraprofessional	43,694	1.0	98310103	512958
	2330	VAZQUEZ	NAYELI	Bartlett Community Partnership	Paraprofessional	34,155	1.0	98310606	512958
	2330	ANDERSON	MEGAN	Butler Middle School	Paraprofessional	34,155	1.0	98410603	512958
	2330	CHHIM	DOUNGSEREY	Butler Middle School	Paraprofessional	49,741	1.0	98410606	512958
	2330	GRINER	LAJARVIS	Butler Middle School	Paraprofessional	41,672	1.0	98410603	512958
	2330	PANIAGUA-CABRERA	ANABEL	Butler Middle School	Paraprofessional	36,203	1.0	98410603	512958
	2330	RAJEH	ADILA	Butler Middle School	Paraprofessional	35,672	1.0	98410603	512958
	2330	RAMOS	NATHASIA	Butler Middle School	Paraprofessional	34,155	1.0	98410603	512958
	2330	RETH	SOVANNARA	Butler Middle School	Paraprofessional	34,155	1.0	98410603	512958
	2330	WALKER	ANNA	Butler Middle School	Paraprofessional	34,155	1.0	98410603	512958
	2330	COLON	STACIE	Cardinal O'Connell Early Learning Center	Paraprofessional	34,155	1.0	90110103	512958
	2330	BAILEY	EMMA	Daley Middle School	Paraprofessional	36,203	1.0	98510603	512903
	2330	BARTON	LAURA	Daley Middle School	Paraprofessional	39,159	1.0	98510603	512958
	2330	CHATEAUNEUF	MIRANDA	Daley Middle School	Paraprofessional	34,155	1.0	98510603	512958
	2330	CLARK	MAIA	Daley Middle School	Paraprofessional	34,155	1.0	98510603	512958
	2330	EMERSON	ROBERT	Daley Middle School	Paraprofessional	34,155	1.0	98510603	512958
	2330	FORD HUNT	IAN	Daley Middle School	Paraprofessional	39,159	1.0	98510603	512958
	2330	HARRIS	EDWIN	Daley Middle School	Paraprofessional	46,795	1.0	98510603	512958
	2330	HEM	MARINTHUS	Daley Middle School	Paraprofessional	35,672	1.0	98510603	512958
	2330	JEROME	ROSE YVELINE	Daley Middle School	Paraprofessional	34,155	1.0	98510603	512958
	2330	NGUYEN	MICHELLE	Daley Middle School	Paraprofessional	35,672	1.0	98510603	512958
	2330	REID	JUSTIN	Daley Middle School	Paraprofessional	39,159	1.0	98510606	512958
	2330	WALL	SHANDRA	Daley Middle School	Paraprofessional	36,203	1.0	98510603	512958
	2330	ABDELSHAHED	SARAH	Greenhalge Elementary School	Paraprofessional	36,203	1.0	91510103	512958
	2330	CHHOENG	SHARIFAH	Greenhalge Elementary School	Paraprofessional	48,760	1.0	91510103	512958
	2330	COUSINEAU	EMILY	Greenhalge Elementary School	Paraprofessional	34,155	1.0	91510103	512958
	2330	FLOOD	ROSELYN	Greenhalge Elementary School	Paraprofessional	46,638	1.0	91510106	512958
	2330	MERLINO	KATHRYN	Greenhalge Elementary School	Paraprofessional	35,672	1.0	91510103	512958
	2330	SACHETTA	SUSAN	Greenhalge Elementary School	Paraprofessional	46,704	1.0	91510103	512958

DESE Function	Code	Last Name	First Name	School > Name	Job	Annual Pay	FTE	Org	Object
	2330	WELCH	NICOLE	Greenhalge Elementary School	Paraprofessional	34,155	1.0	91510103	512958
	2330	CORREIA	NICOLE	Lincoln Elementary School	Paraprofessional	34,428	1.0	92010103	512958
	2330	CRUZ	DAFMALY	Lincoln Elementary School	Paraprofessional	34,155	1.0	92010103	512958
	2330	EM	SOPHIANIE	Lincoln Elementary School	Paraprofessional	34,155	1.0	92010103	512958
	2330	FRANCIS	KAYLA	Lincoln Elementary School	Paraprofessional	39,159	1.0	92010103	512958
	2330	GILMAN	SAM	Lincoln Elementary School	Paraprofessional	34,155	1.0	92010103	512958
	2330	KENNEY	TASHA	Lincoln Elementary School	Paraprofessional	43,694	1.0	92010103	512958
	2330	LOPEZ	JOSIVETT	Lincoln Elementary School	Paraprofessional	35,672	1.0	92010103	512958
	2330	MARTINEZ	JAILENE	Lincoln Elementary School	Paraprofessional	36,203	1.0	92010103	512958
	2330	MUNERA	LACRECIA	Lincoln Elementary School	Paraprofessional	36,203	1.0	92010103	512958
	2330	NEYRA-BROWN	MARIELLA	Lincoln Elementary School	Paraprofessional	36,203	1.0	92010103	512958
	2330	HARTNETT	CHARLES	Lowell High School	Paraprofessional	48,848	1.0	99010712	512958
	2330	ASH	KELLY	McAuliffe Elementary School	Paraprofessional	37,358	1.0	97510103	512958
	2330	BELLEROSE	MARIA	McAuliffe Elementary School	Paraprofessional	34,155	1.0	97510103	512958
	2330	CAILLER	MEAGHAN	McAuliffe Elementary School	Paraprofessional	39,159	1.0	97510103	512958
	2330	CLOUTIER	AMY	McAuliffe Elementary School	Paraprofessional	46,704	1.0	97510103	512958
	2330	COHN	EMILY	McAuliffe Elementary School	Paraprofessional	39,159	1.0	97510103	512958
	2330	DE LA CRUZ	YOLANDA	McAuliffe Elementary School	Paraprofessional	51,885	1.0	97510103	512958
	2330	DEJESUS	ZAIDA	McAuliffe Elementary School	Paraprofessional	39,646	1.0	97510103	512958
	2330	HANLEY	THOMAS	McAuliffe Elementary School	Paraprofessional	36,203	1.0	97510103	512958
	2330	HENRIQUEZ	MIRTHA	McAuliffe Elementary School	Paraprofessional	34,155	1.0	97510103	512958
	2330	KILLGREN	CHERYL	McAuliffe Elementary School	Paraprofessional	42,509	1.0	97510103	512958
	2330	SARGENT	CAROLE	McAuliffe Elementary School	Paraprofessional	47,688	1.0	97510103	512958
	2330	ST. ONGE	ADRIANA	McAuliffe Elementary School	Paraprofessional	41,672	1.0	97510103	512958
	2330	SWANSON	ALYSSA	McAuliffe Elementary School	Paraprofessional	41,672	1.0	97510103	512958
	2330	LALIBERTY	CORIN	McAvinnue Elementary School	Paraprofessional	34,155	1.0	91210103	512958
	2330	LARRY	KATHRYN	McAvinnue Elementary School	Paraprofessional	48,760	1.0	91210103	512958
	2330	LAUREANNO	TERRI	McAvinnue Elementary School	Paraprofessional	50,903	1.0	91210106	512958
	2330	LYSZ	KELLI	McAvinnue Elementary School	Paraprofessional	45,636	1.0	91210106	512958
	2330	OBDENS	REBECCA	McAvinnue Elementary School	Paraprofessional	43,694	1.0	91210103	512958
	2330	OM	GRACE	McAvinnue Elementary School	Paraprofessional	49,833	1.0	91210103	512958
	2330	TINGLEY	KATHLEEN	McAvinnue Elementary School	Paraprofessional	46,795	1.0	91210106	512958
	2330	FARLEY	KRISTEN	Moody Elementary School	Paraprofessional	41,672	1.0	92710103	512958
	2330	MARTIN	MARY	Moody Elementary School	Paraprofessional	43,694	1.0	92710103	512958
	2330	BRUNELLE	DEBRA	Morey Elementary School	Paraprofessional	48,760	1.0	93010103	512958
	2330	DAIGLE	NANCY	Morey Elementary School	Paraprofessional	46,795	1.0	93010106	512958
	2330	DIAZ	YOLANDA	Morey Elementary School	Paraprofessional	44,562	1.0	93010106	512958
	2330	DUCHARME	DIANE	Morey Elementary School	Paraprofessional	50,903	1.0	93010103	512958
	2330	GOULAKOS	NICHOLAS	Morey Elementary School	Paraprofessional	34,155	1.0	93010103	512958
	2330	KEENE	MAUREEN	Morey Elementary School	Paraprofessional	39,646	1.0	93010103	512958
	2330	KELLEHER	HEATHER	Morey Elementary School	Paraprofessional	46,616	1.0	93010103	512958
	2330	SILVA	ANA	Morey Elementary School	Paraprofessional	50,811	1.0	93010103	512958
	2330	SORY	SARINNY	Morey Elementary School	Paraprofessional	34,155	1.0	93010103	512958
	2330	TIMONEY	REBECCA	Morey Elementary School	Paraprofessional	34,155	1.0	93010106	512958
	2330	TRACY	CAITLIN	Morey Elementary School	Paraprofessional	34,155	1.0	93010103	512958

DESE Function	Code	Last Name	First Name	School > Name	Job	Annual Pay	FTE	Org	Object
	2330	VILLINEAU	CAROL	Morey Elementary School	Paraprofessional	44,562	1.0	93010103	512958
	2330	DESMARAIS	CALVIN	Murkland Elementary School	Paraprofessional	34,155	1.0	98010103	512958
	2330	KAUFMAN	ERIN	Murkland Elementary School	Paraprofessional	34,155	1.0	98010103	512958
	2330	KEMP	JENNA	Murkland Elementary School	Paraprofessional	41,672	1.0	98010103	512958
	2330	NEWELL	DENISE	Murkland Elementary School	Paraprofessional	47,688	1.0	98010103	512958
	2330	OSORIO	KATIE	Murkland Elementary School	Paraprofessional	34,155	1.0	98010103	512958
	2330	PROVENCHER	TERESA	Murkland Elementary School	Paraprofessional	39,646	1.0	98010103	512958
	2330	RUSHDI	HIND	Murkland Elementary School	Paraprofessional	43,694	1.0	98010103	512958
	2330	SANCARTIER	KERRIE	Murkland Elementary School	Paraprofessional	34,155	1.0	98010103	512958
	2330	SOUM	SAMBATH	Murkland Elementary School	Paraprofessional	52,955	1.0	98010103	512958
	2330	TRODDEN	MICAYLA	Murkland Elementary School	Paraprofessional	34,155	1.0	98010103	512958
	2330	YIM	MONIQUE	Murkland Elementary School	Paraprofessional	48,670	1.0	98010103	512958
	2330	CHAGNON	LINDA	Pawtucketville Memorial Elementary School	Paraprofessional	34,155	1.0	93610106	512958
	2330	CLARK	NICOLE	Pawtucketville Memorial Elementary School	Paraprofessional	43,694	1.0	93610103	512958
	2330	CRAVEN	MADDISON	Pawtucketville Memorial Elementary School	Paraprofessional	35,672	1.0	93610103	512958
	2330	FAUST	AMANDA	Pawtucketville Memorial Elementary School	Paraprofessional	34,155	1.0	93610103	512958
	2330	MCNULTY	STEPHANIE	Pawtucketville Memorial Elementary School	Paraprofessional	34,155	1.0	93610103	512958
	2330	PANAGAKOS	PAULINE	Pawtucketville Memorial Elementary School	Paraprofessional	36,203	1.0	93610103	512958
	2330	ROBINSON	ERICA	Pawtucketville Memorial Elementary School	Paraprofessional	36,203	1.0	93610103	512958
	2330	SHEEHAN	KIMBERLY	Pawtucketville Memorial Elementary School	Paraprofessional	34,155	1.0	93610103	512958
	2330	SOROTA	CHELSEY	Pawtucketville Memorial Elementary School	Paraprofessional	43,694	1.0	93610103	512958
	2330	WALSH	KELLY	Pawtucketville Memorial Elementary School	Paraprofessional	50,903	1.0	93610106	512958
	2330	BETANCURT	JACLYN	Pyne Arts Magnet School	Paraprofessional	34,155	1.0	91810103	512958
	2330	CRAWFORD	VICTORIA	Pyne Arts Magnet School	Paraprofessional	34,155	1.0	91810106	512958
	2330	KUILAN	NORMA	Pyne Arts Magnet School	Paraprofessional	34,155	1.0	91810103	512958
	2330	STANCHEVA	VARVARA	Pyne Arts Magnet School	Paraprofessional	46,795	1.0	91810106	512958
	2330	VAUGHAN	DOREEN	Pyne Arts Magnet School	Paraprofessional	44,562	1.0	91810103	512958
	2330	ABRAHAM	SARAH	Reilly Elementary School	Paraprofessional	35,672	1.0	94010103	512958
	2330	ALLARD	NICOLE	Reilly Elementary School	Paraprofessional	34,155	1.0	94010103	512958
	2330	BAEZ	JENNIFER	Reilly Elementary School	Paraprofessional	39,646	1.0	94010103	512958
	2330	FONTAINE	BRITTANIE	Reilly Elementary School	Paraprofessional	34,155	1.0	94010103	512958
	2330	HANLEY	MELANIE	Reilly Elementary School	Paraprofessional	39,159	1.0	94010103	512958
	2330	HAUSWIRTH	STEPHANIE	Reilly Elementary School	Paraprofessional	39,159	1.0	94010103	512958
	2330	MCCORMACK	KYHLIE	Reilly Elementary School	Paraprofessional	34,839	1.0	94010103	512958
	2330	MCGRATH	CHRISTA	Reilly Elementary School	Paraprofessional	50,903	1.0	94010109	512958
	2330	REYES	AIDA	Reilly Elementary School	Paraprofessional	46,704	1.0	94010106	512958
	2330	RIVERA	JENNIFER	Reilly Elementary School	Paraprofessional	39,159	1.0	94010103	512958
	2330	RODRIGUEZ	PAULA	Reilly Elementary School	Paraprofessional	48,760	1.0	94010106	512958
	2330	SEPE	MICHELE	Reilly Elementary School	Paraprofessional	49,833	1.0	94010103	512958
	2330	SPIZUOCO	KAREN	Reilly Elementary School	Paraprofessional	35,672	1.0	94010103	512958
	2330	BEAUDRY	EMILE	Robinson Middle School	Paraprofessional	36,203	1.0	98610603	512958
	2330	COTTO-OCASIO	KARILYN	Robinson Middle School	Paraprofessional	34,155	1.0	98610606	512958
	2330	MARSH	MARILYN	Robinson Middle School	Paraprofessional	34,155	1.0	98610603	512958
	2330	RIVERA	MADELINE	Robinson Middle School	Paraprofessional	34,155	1.0	98610606	512958
	2330	TANKERSLEY	LEVI	Robinson Middle School	Paraprofessional	34,155	1.0	98610603	512958

DESE Function	Code	Last Name	First Name	School > Name	Job	Annual Pay	FTE	Org	Object
	2330	TOOMAJANIAN	DIANE	Robinson Middle School	Paraprofessional	44,562	1.0	98610603	512958
	2330	AL-WANNAS	BASMA	Rogers STEM Academy	Paraprofessional	35,672	1.0	98710603	512958
	2330	BRACETTY	KATIE	Rogers STEM Academy	Paraprofessional	34,155	1.0	98710603	512958
	2330	CASEY-GORMAN	MARY	Rogers STEM Academy	Paraprofessional	46,795	1.0	98710603	512958
	2330	CLAYTON	CHRISTINE	Rogers STEM Academy	Paraprofessional	34,155	1.0	98710603	512958
	2330	CRUZ	MARICELIS	Rogers STEM Academy	Paraprofessional	38,531	1.0	98710603	512958
	2330	GRAY	COURTNEY	Rogers STEM Academy	Paraprofessional	34,155	1.0	98710603	512958
	2330	HAQUE	MEHRAJ	Rogers STEM Academy	Paraprofessional	34,155	1.0	98710603	512958
	2330	MCPHEE	MEARA	Rogers STEM Academy	Paraprofessional	35,672	1.0	98710606	512958
	2330	MCPHEE	ERIN	Rogers STEM Academy	Paraprofessional	35,672	1.0	98710603	512958
	2330	NATHM	ZAIYNAB	Rogers STEM Academy	Paraprofessional	41,672	1.0	98710603	512958
	2330	NUON	THONACHAN	Rogers STEM Academy	Paraprofessional	39,159	1.0	98710603	512958
	2330	PERRY	HAILEY	Rogers STEM Academy	Paraprofessional	34,155	1.0	98710603	512958
	2330	PICKETT	SHELAGH	Rogers STEM Academy	Paraprofessional	50,903	1.0	98710603	512958
	2330	SOUZA	ERIKA	Rogers STEM Academy	Paraprofessional	34,155	1.0	98710603	512958
	2330	ARSENIUO	ROBIN	Shaughnessy Elementary School	Paraprofessional	48,760	1.0	95010106	512958
	2330	CRAWFORD	SOPHIA	Shaughnessy Elementary School	Paraprofessional	50,903	1.0	95010106	512958
	2330	DIAZ	AWILDA	Shaughnessy Elementary School	Paraprofessional	34,155	1.0	95010106	512958
	2330	GOMEZ ORTIZ	LISSETTE	Shaughnessy Elementary School	Paraprofessional	34,155	1.0	95010103	512958
	2330	JENSEN	MARCIA	Shaughnessy Elementary School	Paraprofessional	34,155	1.0	95010103	512958
	2330	MAZZONE	TERESA	Shaughnessy Elementary School	Paraprofessional	47,688	1.0	95010106	512958
	2330	TESSIER	CHRISTINE	Shaughnessy Elementary School	Paraprofessional	43,694	1.0	95010103	512958
	2330	AGUIAR	FABIANA	Stoklosa Middle School	Paraprofessional	34,155	1.0	96010106	512958
	2330	BURGOS	JARRELYS	Stoklosa Middle School	Paraprofessional	34,155	1.0	96010103	512958
	2330	COMALLI	DAVID	Stoklosa Middle School	Paraprofessional	48,848	1.0	96010106	512958
	2330	GABER	HOWAIDA	Stoklosa Middle School	Paraprofessional	39,159	1.0	96010103	512958
	2330	ISSA	NAGLAA	Stoklosa Middle School	Paraprofessional	39,159	1.0	96010103	512958
	2330	KANDJANGA	EUNYCE	Stoklosa Middle School	Paraprofessional	34,155	1.0	96010103	512958
	2330	KONG	WIELDEN	Stoklosa Middle School	Paraprofessional	34,155	1.0	96010103	512958
	2330	LEAL SALLES	MALINDA	Stoklosa Middle School	Paraprofessional	47,688	1.0	96010103	512958
	2330	NGETH	KATLYN	Stoklosa Middle School	Paraprofessional	39,159	1.0	96010103	512958
	2330	SOM	JACOB	Stoklosa Middle School	Paraprofessional	36,203	1.0	96010103	512958
	2330	SOUSA	SOPHIE	Stoklosa Middle School	Paraprofessional	36,203	1.0	96010103	512958
	2330	STINSON	CHERYL	Stoklosa Middle School	Paraprofessional	50,811	1.0	96010106	512958
	2330	CANDELARIA	IRIS	Sullivan Middle School	Paraprofessional	47,778	1.0	98810603	512958
	2330	DASILVA	ANITA	Sullivan Middle School	Paraprofessional	39,159	1.0	98810609	512958
	2330	DESROSIERS	MELANIE	Sullivan Middle School	Paraprofessional	34,155	1.0	98810603	512958
	2330	FONTANEZ	MARCUS	Sullivan Middle School	Paraprofessional	34,155	1.0	98810609	512958
	2330	MACHADO	OLIVIA	Sullivan Middle School	Paraprofessional	34,155	1.0	98810603	512958
	2330	MAHONEY	DARLENE	Sullivan Middle School	Paraprofessional	44,562	1.0	98810606	512958
	2330	MARTINEZ	ESTEISY	Sullivan Middle School	Paraprofessional	34,155	1.0	98810609	512958
	2330	SUMON	KHALED	Sullivan Middle School	Paraprofessional	36,203	1.0	98810603	512958
	2330	CORCORAN	COLLEEN	Wang Middle School	Paraprofessional	34,155	1.0	98910603	512958
	2330	COTE	JOAN	Wang Middle School	Paraprofessional	44,562	1.0	98910603	512958
	2330	FAIAS	TIFFANY	Wang Middle School	Paraprofessional	34,155	1.0	98910603	512958

DESE Function	Code	Last Name	First Name	School > Name	Job	Annual Pay	FTE	Org	Object
	2330	GRILLAKIS	JOANNE	Wang Middle School	Paraprofessional	39,159	1.0	98910603	512958
	2330	LADEROUTE	CHRISTINA	Wang Middle School	Paraprofessional	36,203	1.0	98910603	512958
	2330	MALONEY	COLLEEN	Wang Middle School	Paraprofessional	34,155	1.0	98910606	512958
	2330	SUAREZ VALDIVIESO	DANNA	Wang Middle School	Paraprofessional	34,155	1.0	98910603	512958
	2330	CORREA	DANIELA	Washington Elementary School	Paraprofessional	41,672	1.0	95510103	512958
	2330	ROCHA	ISABELLA	Washington Elementary School	Paraprofessional	35,672	1.0	95510103	512958
	2330	WOOD	DEBORAH	Washington Elementary School	Paraprofessional	35,672	1.0	95510103	512958
	2330	RUIZ	YESENIA	BRIDGE Program	Paraprofessional-ADJ	34,155	1.0	99210606	512958
	2330	ATHANASATOS	KAYLA	Butler Middle School	Paraprofessional-ADJ	45,326	1.0	98410606	512958
	2330	COLON	GERALDYNE	Butler Middle School	Paraprofessional-ADJ	51,376	1.0	98410606	512958
	2330	RODRIGUEZ	ISAIAS	Butler Middle School	Paraprofessional-ADJ	44,314	1.0	98410606	512958
	2330	DAVIS	DARRYL	Laura Lee Therapeutic Day School	Paraprofessional-ADJ	46,284	1.0	91920106	512958
	2330	DUFFIELD	KATE	Laura Lee Therapeutic Day School	Paraprofessional-ADJ	37,307	1.0	91920106	512958
	2330	RIVERA	REINALDO	Laura Lee Therapeutic Day School	Paraprofessional-ADJ	36,983	1.0	91920106	512958
	2330	RODRIGUEZ	SAUL	Laura Lee Therapeutic Day School	Paraprofessional-ADJ	44,314	1.0	91920106	512958
	2330	BONILLA	AXEL	Leblanc Therapeutic Day School	Paraprofessional-ADJ	34,155	1.0	93510106	512958
	2330	LOPEZ	MELISSA	Leblanc Therapeutic Day School	Paraprofessional-ADJ	34,155	1.0	93510106	512958
	2330	LUCAS	NAKIA	Leblanc Therapeutic Day School	Paraprofessional-ADJ	34,457	1.0	93510106	512958
	2330	RYAN	HYANA	Leblanc Therapeutic Day School	Paraprofessional-ADJ	34,155	1.0	93510106	512958
	2330	SHEPARD	MATTHEW	Leblanc Therapeutic Day School	Paraprofessional-ADJ	41,278	1.0	93510106	512958
	2330	SMITH	LUZ	Leblanc Therapeutic Day School	Paraprofessional-ADJ	48,428	1.0	93510106	512958
	2330	WELSH	JENNIFER	Leblanc Therapeutic Day School	Paraprofessional-ADJ	45,326	1.0	93510106	512958
	2330	DUQUETTE	OLIVIA	Lincoln Elementary School	Paraprofessional-ADJ	34,155	1.0	92010103	512958
	2330	KHOUNESAVATH	JACQUELINE	Lincoln Elementary School	Paraprofessional-ADJ	34,155	1.0	92010106	512958
	2330	BAHOU	WILLIAM	Lowell High School	Paraprofessional-ADJ	45,326	1.0	99010712	512958
	2330	BROWN	DONNA	Lowell High School	Paraprofessional-ADJ	22,427	1.0	99010712	512958
	2330	CARABALLO	RICHARD	Lowell High School	Paraprofessional-ADJ	45,326	1.0	99010712	512958
	2330	COSTA	JEFFREY	Lowell High School	Paraprofessional-ADJ	45,326	1.0	99010712	512958
	2330	CREMIN	KATHERINE	Lowell High School	Paraprofessional-ADJ	34,457	1.0	99010712	512958
	2330	FRECHETTE	REBEKAH	Lowell High School	Paraprofessional-ADJ	43,304	1.0	99010712	512958
	2330	PRATT	LAUREN	Lowell High School	Paraprofessional-ADJ	37,837	1.0	99010712	512958
	2330	SOSA	NICHOLAS	Lowell High School	Paraprofessional-ADJ	34,155	1.0	99010712	512958
	2330	TINGLEY	GRAHAM	Lowell High School	Paraprofessional-ADJ	48,428	1.0	99010712	512958
	2330	ZEENAT	AMATUL	Lowell High School	Paraprofessional-ADJ	40,791	1.0	99010712	512958
	2330	LEPINE	LAUREN	McAuliffe Elementary School	Paraprofessional-ADJ	47,357	1.0	97510106	512958
	2330	JASIM	NADIA	McAvinnue Elementary School	Paraprofessional-ADJ	45,326	1.0	91210106	512958
	2330	KIMANI	KELLY	McAvinnue Elementary School	Paraprofessional-ADJ	34,155	1.0	91210106	512958
	2330	MIDDLETON	JUDITH	McAvinnue Elementary School	Paraprofessional-ADJ	45,326	1.0	91210106	512958
	2330	RAMIREZ	ARIANA	McAvinnue Elementary School	Paraprofessional-ADJ	46,197	1.0	91210106	512958
	2330	FANTASIA	MARK	Murkland Elementary School	Paraprofessional-ADJ	34,155	1.0	98010106	512958
	2330	MCPHILLIPS	KAREN	Murkland Elementary School	Paraprofessional-ADJ	48,249	1.0	98010106	512958
	2330	BAZDANES	TARESSA	Pyne Arts Magnet School	Paraprofessional-ADJ	44,877	1.0	91810106	512958
	2330	COMEIRO-DAMRATH	NICOLE	Pyne Arts Magnet School	Paraprofessional-ADJ	41,278	1.0	91810106	512958
	2330	KYI	PAULYNN	Pyne Arts Magnet School	Paraprofessional-ADJ	34,155	1.0	91810103	512958
	2330	FLYNN	KAREN	Robinson Middle School	Paraprofessional-ADJ	41,278	1.0	98610606	512958

DESE Function									
Code	Last Name	First Name	School > Name	Job	Annual Pay	FTE	Org	Object	
2330	MARESCA	VICTORIA	Robinson Middle School	Paraprofessional-ADJ	34,155	1.0	98610603	512958	
2330	NEWCOMB	BRANDON	Robinson Middle School	Paraprofessional-ADJ	34,155	1.0	98610606	512958	
2330	SHENOUDA	HEBA	Robinson Middle School	Paraprofessional-ADJ	34,155	1.0	98610606	512958	
2330	ABDULRAZZAK	SAHAR	Sullivan Middle School	Paraprofessional-ADJ	41,278	1.0	98810606	512958	
2330	BOULES	MARIAM	Sullivan Middle School	Paraprofessional-ADJ	37,307	1.0	98810606	512958	
2330	GENDI	DINA	Sullivan Middle School	Paraprofessional-ADJ	34,155	1.0	98810606	512958	
2330	PEREZ	CHELSEA	Sullivan Middle School	Paraprofessional-ADJ	41,278	1.0	98810606	512958	
2330	SCOTT	JENNIFER	Sullivan Middle School	Paraprofessional-ADJ	34,155	1.0	98810603	512958	
2330	DOHERTY	PAUL	Wang Middle School	Paraprofessional-ADJ	34,155	1.0	98910603	512958	
2330	SMITH	JON PIERRE	Wang Middle School	Paraprofessional-ADJ	34,155	1.0	98910606	512958	
2330	TORRES	ASHLY	Wang Middle School	Paraprofessional-ADJ	34,155	1.0	98910606	512958	
2330	DAUTEUIL	KAREN	Washington Elementary School	Paraprofessional-ADJ	45,326	1.0	95510106	512958	
2330	CANO	KATHERINE	Bailey Elementary School	Paraprofessional-CSA	34,155	1.0	90210103	512958	
2330	CROWE	ROBYN	Bailey Elementary School	Paraprofessional-CSA	37,307	1.0	90210103	512958	
2330	FRANQUI	ROBERT	Bailey Elementary School	Paraprofessional-CSA	34,155	1.0	98610603	512958	
2330	WOLF	ANNA	Bailey Elementary School	Paraprofessional-CSA	44,314	1.0	90210106	512958	
2330	AINSWORTH-KAKULE	MEGAN	Lincoln Elementary School	Paraprofessional-CSA	34,155	1.0	92010106	512958	
2330	ANDINO	TAEYA	Lincoln Elementary School	Paraprofessional-CSA	34,155	1.0	92010103	512958	
2330	CARDENAS	VALERIA	Lincoln Elementary School	Paraprofessional-CSA	34,431	1.0	92010106	512958	
2330	LOPES	ALLISON	Lowell High School	Paraprofessional-CSA	37,307	1.0	99010712	512958	
2330	PORZIO	ALEXIS	Lowell High School	Paraprofessional-CSA	34,798	1.0	99010712	512958	
2330	AGO	LEAH	McAuliffe Elementary School	Paraprofessional-CSA	34,155	1.0	97510103	512958	
2330	NUNEZ	CATHALINA	McAuliffe Elementary School	Paraprofessional-CSA	34,155	1.0	97510106	512958	
2330	LE	ANH	McAvinnue Elementary School	Paraprofessional-CSA	34,155	1.0	91210103	512958	
2330	FLORES	CINDY	Moody Elementary School	Paraprofessional-CSA	34,155	1.0	92710103	512958	
2330	JAROCHE	THOMAS	Pawtucketville Memorial Elementary School	Paraprofessional-CSA	40,791	1.0	93610106	512958	
2330	POULIN	CHELSEA	Pawtucketville Memorial Elementary School	Paraprofessional-CSA	34,155	1.0	93610103	512958	
2330	GERVAIS	JAMES	Pyne Arts Magnet School	Paraprofessional-CSA	34,155	1.0	91810106	512958	
2330	SHEEHAN	HANNAH	Reilly Elementary School	Paraprofessional-CSA	37,307	1.0	94010106	512958	
2330	WENNAH	ALOUSIOUS	Reilly Elementary School	Paraprofessional-CSA	34,155	1.0	94010106	512958	
2330	DIFO	SASHA	Rogers STEM Academy	Paraprofessional-CSA	34,155	1.0	98710603	512958	
2330	RODRIGUEZ	ADITA	Rogers STEM Academy	Paraprofessional-CSA	34,798	1.0	98710603	512958	
2330	CHET	PAMELA	Shaughnessy Elementary School	Paraprofessional-CSA	37,837	1.0	95010103	512958	
2330	MASUDUZZAMAN	MOHAMMAD	Shaughnessy Elementary School	Paraprofessional-CSA	37,307	1.0	95010106	512958	
2330	MCCLUSKEY	EMILY	Shaughnessy Elementary School	Paraprofessional-CSA	37,307	1.0	95010106	512958	
2330	MCDERMOTT	JEAN	Shaughnessy Elementary School	Paraprofessional-CSA	48,428	1.0	95010106	512958	
2330	RAYMOND	JOSEPH	Shaughnessy Elementary School	Paraprofessional-CSA	34,155	1.0	95010103	512958	
2330	TUMMINELLI	NACHOLE	Shaughnessy Elementary School	Paraprofessional-CSA	34,155	1.0	95010103	512958	
2330	ASHTON	KATELYNN	Sullivan Middle School	Paraprofessional-CSA	34,155	1.0	98810606	512958	
2330	AZIYAR	ZAHIRA	Sullivan Middle School	Paraprofessional-CSA	34,155	1.0	98810606	512958	
2330	CHUM	THYDA	Sullivan Middle School	Paraprofessional-CSA	34,155	1.0	98810603	512958	
2330	GOODICK	DONALD	Sullivan Middle School	Paraprofessional-CSA	45,326	1.0	98810606	512958	
2330	WHEATLEY	SCOTT	Sullivan Middle School	Paraprofessional-CSA	76,806	1.0	98810606	512903	
2330	FLORES	VERONICA	Wang Middle School	Paraprofessional-CSA	34,155	1.0	98910606	512958	
2330	GHOBRIAL	MARY	Washington Elementary School	Paraprofessional-CSA	37,307	1.0	95510106	512958	

DESE Function	Code	Last Name	First Name	School > Name	Job	Annual Pay	FTE	Org	Object
	2330	HORGAN	LORIANN	Washington Elementary School	Paraprofessional-CSA	34,155	1.0	95510106	512958
	2330	MIKHAEIL	NANCY	Washington Elementary School	Paraprofessional-CSA	34,155	1.0	95510106	512958
	2330	OTERO	JULIA	Washington Elementary School	Paraprofessional-CSA	37,307	1.0	95510106	512958
	2330	ALI	ZAINAB	Adie Day School	Paraprofessional-Health	42,503	1.0	95410106	512958
	2330	AVELINO	MARY	Adie Day School	Paraprofessional-Health	36,024	1.0	95410106	512958
	2330	BAENA AGUDELO	MANUELA	Adie Day School	Paraprofessional-Health	34,155	1.0	95410106	512958
	2330	BARNES	ASHLEY	Adie Day School	Paraprofessional-Health	34,155	1.0	95410106	512958
	2330	BETTENCOURT	BERNARD	Adie Day School	Paraprofessional-Health	46,551	1.0	95410106	512958
	2330	COLON	CAMERON	Adie Day School	Paraprofessional-Health	38,531	1.0	95410106	512958
	2330	DOWLING	THOMAS	Adie Day School	Paraprofessional-Health	34,155	1.0	95410106	512958
	2330	EBEID	HEBA	Adie Day School	Paraprofessional-Health	42,017	1.0	95410106	512958
	2330	ECHEVERRI URIBE	SARA	Adie Day School	Paraprofessional-Health	39,060	1.0	95410106	512958
	2330	GADALLA	NEVINE	Adie Day School	Paraprofessional-Health	38,531	1.0	95410106	512958
	2330	GUERRERO RODRIGUEZ	DERLY	Adie Day School	Paraprofessional-Health	34,239	1.0	95410106	512958
	2330	KADEES	GORGET	Adie Day School	Paraprofessional-Health	38,531	1.0	95410106	512958
	2330	KELINY	MERIT	Adie Day School	Paraprofessional-Health	38,531	1.0	95410106	512958
	2330	LAFLEUR	PARIS	Adie Day School	Paraprofessional-Health	34,155	1.0	95410106	512958
	2330	MEJRI KHLAIFI	NASSIHA	Adie Day School	Paraprofessional-Health	38,531	1.0	95410106	512958
	2330	MELLO	CRYSTAL	Adie Day School	Paraprofessional-Health	34,155	1.0	95410106	512958
	2330	MOHAMMED	AHMED	Adie Day School	Paraprofessional-Health	46,551	1.0	95410106	512958
	2330	MOUBTASSIME	MOUNA	Adie Day School	Paraprofessional-Health	44,529	1.0	95410106	512958
	2330	MURPHY	SHARON	Adie Day School	Paraprofessional-Health	42,503	1.0	95410106	512958
	2330	OUAZZANI	FATIHA	Adie Day School	Paraprofessional-Health	38,531	1.0	95410106	512958
	2330	RODRIGUEZ	GUSTAVO	Adie Day School	Paraprofessional-Health	46,551	1.0	95410106	512958
	2330	TADROUS	ENGY	Adie Day School	Paraprofessional-Health	38,531	1.0	95410106	512958
	2330	ZAKHRIOUS	NANCY	Adie Day School	Paraprofessional-Health	38,531	1.0	95410106	512958
	2330	ARUTUNIAN	CAROL	Bailey Elementary School	Paraprofessional-Health	45,366	1.0	90210106	512958
	2330	DESIMONE	HEATHER	Bailey Elementary School	Paraprofessional-Health	46,551	1.0	90210106	512958
	2330	FAIRWEATHER	LINDSEY	Bailey Elementary School	Paraprofessional-Health	42,017	1.0	90210106	512958
	2330	GARY	BONNIE	Bailey Elementary School	Paraprofessional-Health	44,529	1.0	90210106	512958
	2330	LEMIEUX	KATELYN	Bailey Elementary School	Paraprofessional-Health	44,529	1.0	90210106	512958
	2330	MARKOS	NOUR	Bailey Elementary School	Paraprofessional-Health	38,531	1.0	90210106	512958
	2330	NEGRON	GISEL	Bailey Elementary School	Paraprofessional-Health	44,529	1.0	90210106	512958
	2330	ALBIZU	NANCY	Bartlett Community Partnership	Paraprofessional-Health	34,155	1.0	98310103	512958
	2330	AWAD	ERINY	Bartlett Community Partnership	Paraprofessional-Health	38,531	1.0	98310606	512958
	2330	CONDO	HEATHER	Bartlett Community Partnership	Paraprofessional-Health	36,024	1.0	98310606	512958
	2330	DE OLIVEIRA	CLAUDIMA	Bartlett Community Partnership	Paraprofessional-Health	38,531	1.0	98310103	512958
	2330	DE SOUZA	OTAVIA	Bartlett Community Partnership	Paraprofessional-Health	34,155	1.0	98310606	512958
	2330	DESMARAIS	HENRY	Bartlett Community Partnership	Paraprofessional-Health	38,531	1.0	98310606	512958
	2330	DOUCETTE	SIDNEY	Bartlett Community Partnership	Paraprofessional-Health	34,155	1.0	98310606	512958
	2330	FAMIGLIETTI	KATHLEEN	Bartlett Community Partnership	Paraprofessional-Health	49,655	1.0	98310103	512958
	2330	GLENN-BABB	KIMBERLY	Bartlett Community Partnership	Paraprofessional-Health	34,155	1.0	98310606	512958
	2330	HAY	SOPHAL	Bartlett Community Partnership	Paraprofessional-Health	39,060	1.0	98310606	512958
	2330	HENA	ASMA	Bartlett Community Partnership	Paraprofessional-Health	38,531	1.0	98310606	512958
	2330	JAREK	NANCY	Bartlett Community Partnership	Paraprofessional-Health	34,155	1.0	98310103	512958

DESE Function	Code	Last Name	First Name	School > Name	Job	Annual Pay	FTE	Org	Object
	2330	JOSLYN	NATHANIEL	Bartlett Community Partnership	Paraprofessional-Health	34,155	1.0	98310606	512958
	2330	KIM	CHERYL	Bartlett Community Partnership	Paraprofessional-Health	38,531	1.0	98310103	512958
	2330	LEBLANC	DAVID	Bartlett Community Partnership	Paraprofessional-Health	42,017	1.0	98310103	512958
	2330	LOWELL	VALERIE	Bartlett Community Partnership	Paraprofessional-Health	45,366	1.0	98310606	512958
	2330	PATINO PEREZ	VIVIANA	Bartlett Community Partnership	Paraprofessional-Health	38,531	1.0	98310606	512958
	2330	PIMENTEL	NARA	Bartlett Community Partnership	Paraprofessional-Health	36,608	1.0	98310606	512958
	2330	RUCI	ENKELJANA	Bartlett Community Partnership	Paraprofessional-Health	34,155	1.0	98310606	512958
	2330	SENG	SOKUNTHEA	Bartlett Community Partnership	Paraprofessional-Health	38,531	1.0	98310606	512958
	2330	THACH	DORA	Bartlett Community Partnership	Paraprofessional-Health	34,155	1.0	98310606	512958
	2330	VAZQUEZ	GISELLE	Bartlett Community Partnership	Paraprofessional-Health	46,551	1.0	98310606	512958
	2330	ZIMINI	KRISTIN	Bartlett Community Partnership	Paraprofessional-Health	42,017	1.0	98310606	512958
	2330	AFROZ	RUMANA	Cardinal O'Connell Early Learning Center	Paraprofessional-Health	42,017	1.0	90110106	512958
	2330	AL SAADI	RAGHAD	Cardinal O'Connell Early Learning Center	Paraprofessional-Health	46,551	1.0	90110106	512958
	2330	ALTALI	SELVI	Cardinal O'Connell Early Learning Center	Paraprofessional-Health	39,060	1.0	90110103	512958
	2330	ARA	GULSHAN	Cardinal O'Connell Early Learning Center	Paraprofessional-Health	38,531	1.0	90110103	512958
	2330	ARIAS-CORTES	LIDA	Cardinal O'Connell Early Learning Center	Paraprofessional-Health	42,017	1.0	90110106	512958
	2330	BAKER	KATHLEEN	Cardinal O'Connell Early Learning Center	Paraprofessional-Health	39,060	1.0	90110103	512958
	2330	CABRERA	ROSALI	Cardinal O'Connell Early Learning Center	Paraprofessional-Health	34,541	1.0	90110106	512958
	2330	DEL PILAR OTALORA	MARIA	Cardinal O'Connell Early Learning Center	Paraprofessional-Health	34,155	1.0	90110106	512958
	2330	FIRDOUSHI	NIGHAT	Cardinal O'Connell Early Learning Center	Paraprofessional-Health	34,155	1.0	90110106	512958
	2330	GRESKO	LINDSEY	Cardinal O'Connell Early Learning Center	Paraprofessional-Health	34,155	1.0	90110106	512958
	2330	HASHMI	ASHMA	Cardinal O'Connell Early Learning Center	Paraprofessional-Health	42,017	1.0	90110106	512958
	2330	MONSERRATE	IDALIS	Cardinal O'Connell Early Learning Center	Paraprofessional-Health	34,155	1.0	90110103	512958
	2330	SALEM	WASSAN	Cardinal O'Connell Early Learning Center	Paraprofessional-Health	46,551	1.0	90110106	512958
	2330	SANTOS	MELANIA	Cardinal O'Connell Early Learning Center	Paraprofessional-Health	34,155	1.0	90110103	512958
	2330	SILVA	AIDA	Cardinal O'Connell Early Learning Center	Paraprofessional-Health	42,503	1.0	90110106	512958
	2330	STEAD	LYNN	Cardinal O'Connell Early Learning Center	Paraprofessional-Health	49,563	1.0	90110106	512958
	2330	URIBE OLAVARRUETH	JAZMIN	Cardinal O'Connell Early Learning Center	Paraprofessional-Health	34,155	1.0	90110103	512958
	2330	WANG	SALYNA	Cardinal O'Connell Early Learning Center	Paraprofessional-Health	46,551	1.0	90110106	512958
	2330	Y	ERICA	Cardinal O'Connell Early Learning Center	Paraprofessional-Health	35,029	1.0	90110106	512958
	2330	ALHASAN	LINA	Daley Middle School	Paraprofessional-Health	46,551	1.0	98510606	512958
	2330	BASTIEN	RACHEL	Daley Middle School	Paraprofessional-Health	36,024	1.0	98510606	512958
	2330	ELLIS	NICOLE	Daley Middle School	Paraprofessional-Health	35,681	1.0	98510606	512958
	2330	JONES	JESSICA	Daley Middle School	Paraprofessional-Health	43,517	1.0	98510603	512958
	2330	KUILAN	MARGARITA	Daley Middle School	Paraprofessional-Health	49,563	1.0	98510606	512958
	2330	MANDEVILLE	KARA	Daley Middle School	Paraprofessional-Health	34,155	1.0	98510606	512958
	2330	MARTINEZ	DANEISHA	Daley Middle School	Paraprofessional-Health	34,155	1.0	98510603	512958
	2330	MOUSA	HADEEL	Daley Middle School	Paraprofessional-Health	46,551	1.0	98510606	512958
	2330	PEREZ	EVANGELIA	Daley Middle School	Paraprofessional-Health	34,155	1.0	98510603	512958
	2330	SIMPSON	GRETCHEN	Daley Middle School	Paraprofessional-Health	42,017	1.0	98510606	512958
	2330	SNEERINGER	ANDREW	Daley Middle School	Paraprofessional-Health	39,060	1.0	98510606	512958
	2330	VERDIER	INEZ-LEE	Daley Middle School	Paraprofessional-Health	46,551	1.0	98510606	512958
	2330	BEKHET	NAHED	Greenhalge Elementary School	Paraprofessional-Health	34,155	1.0	91510106	512958
	2330	BOULES	SYLVIA	Greenhalge Elementary School	Paraprofessional-Health	46,551	1.0	91510106	512958
	2330	BURNS	CYNTHIA	Greenhalge Elementary School	Paraprofessional-Health	47,420	1.0	91510106	512958

DESE Function	Code	Last Name	First Name	School > Name	Job	Annual Pay	FTE	Org	Object
	2330	CLEMENT	LAURA	Greenhalge Elementary School	Paraprofessional-Health	44,529	1.0	91510103	512958
	2330	DALRYMPLE	HALEY	Greenhalge Elementary School	Paraprofessional-Health	34,155	1.0	91510103	512958
	2330	HERRERA BALTAN	ALEJANDRA	Greenhalge Elementary School	Paraprofessional-Health	38,531	1.0	91510106	512958
	2330	IMBACUAN	LUZ	Greenhalge Elementary School	Paraprofessional-Health	34,155	1.0	91510103	512958
	2330	MARTINS	VICTORIA	Greenhalge Elementary School	Paraprofessional-Health	34,155	1.0	91510106	512958
	2330	MELAD	NERMIN	Greenhalge Elementary School	Paraprofessional-Health	35,681	1.0	91510106	512958
	2330	MUNIUI	VENESSA	Greenhalge Elementary School	Paraprofessional-Health	34,155	1.0	91510103	512958
	2330	REYES	ASHLEY	Greenhalge Elementary School	Paraprofessional-Health	34,155	1.0	91510106	512958
	2330	ROPER	DEBRA	Greenhalge Elementary School	Paraprofessional-Health	50,636	1.0	91510106	512958
	2330	SHAW	NANCY	Greenhalge Elementary School	Paraprofessional-Health	46,551	1.0	91510106	512958
	2330	SHEEHY	JENNIFER	Greenhalge Elementary School	Paraprofessional-Health	42,503	1.0	91510106	512958
	2330	SILVA	COREY	Greenhalge Elementary School	Paraprofessional-Health	35,658	1.0	91510106	512958
	2330	SILVA	ERICA	Greenhalge Elementary School	Paraprofessional-Health	39,060	1.0	91510106	512958
	2330	TAVARES	SHAYNA	Greenhalge Elementary School	Paraprofessional-Health	44,529	1.0	91510106	512958
	2330	TROMBLY	FUNDA	Greenhalge Elementary School	Paraprofessional-Health	34,541	1.0	91510106	512958
	2330	WELCH	HEATHER	Greenhalge Elementary School	Paraprofessional-Health	34,155	1.0	91510106	512958
	2330	AGUIAR	CORINA	Lincoln Elementary School	Paraprofessional-Health	34,155	1.0	92010106	512958
	2330	BETTENCOURT	ELIZABETH	Lincoln Elementary School	Paraprofessional-Health	34,155	1.0	92010106	512958
	2330	COLON	AIDE	Lincoln Elementary School	Paraprofessional-Health	51,527	1.0	92010106	512958
	2330	DAVID	SARAH	Lincoln Elementary School	Paraprofessional-Health	35,681	1.0	92010106	512958
	2330	DE ARAUJO	MARIA	Lincoln Elementary School	Paraprofessional-Health	39,060	1.0	92010103	512958
	2330	MENG	SOVANARY	Lincoln Elementary School	Paraprofessional-Health	34,155	1.0	92010106	512958
	2330	COUGHLIN	KATHERINE	Lowell High School	Paraprofessional-Health	34,155	1.0	99010712	512958
	2330	CRUZ	JESSICA	Lowell High School	Paraprofessional-Health	46,551	1.0	99010712	512958
	2330	CUEVAS	ELINA	Lowell High School	Paraprofessional-Health	34,155	1.0	99010712	512958
	2330	DEMERS	CAROLYN	Lowell High School	Paraprofessional-Health	51,616	1.0	99010712	512958
	2330	GONZALEZ	JAZMIN	Lowell High School	Paraprofessional-Health	34,155	1.0	99010712	512958
	2330	HUTCHINSON	BRIANA	Lowell High School	Paraprofessional-Health	34,155	1.0	99010712	512958
	2330	LOHMER	MICHAEL	Lowell High School	Paraprofessional-Health	51,705	1.0	99010712	512958
	2330	LOPEZ	VIANKA	Lowell High School	Paraprofessional-Health	46,551	1.0	99010712	512958
	2330	LUONG	KENT	Lowell High School	Paraprofessional-Health	42,017	1.0	99010712	512958
	2330	MANDEVILLE	TYLER	Lowell High School	Paraprofessional-Health	34,155	1.0	99010712	512958
	2330	NEWCOMB	JILLIAN	Lowell High School	Paraprofessional-Health	42,017	1.0	99010712	512958
	2330	RODRIGUEZ	MYLENE	Lowell High School	Paraprofessional-Health	52,598	1.0	99010712	512958
	2330	ROUX	NICOLE	Lowell High School	Paraprofessional-Health	34,155	1.0	99010712	512958
	2330	SCHWARTZ	LINDA	Lowell High School	Paraprofessional-Health	34,541	1.0	99010712	512958
	2330	SERRANO	CHARY	Lowell High School	Paraprofessional-Health	34,155	1.0	99010712	512958
	2330	SINCLAIR	LINDSAY	Lowell High School	Paraprofessional-Health	42,017	1.0	99010712	512958
	2330	BAILEY	RHONDA	McAuliffe Elementary School	Paraprofessional-Health	42,503	1.0	97510106	512958
	2330	CRUZ	YADARIS	McAuliffe Elementary School	Paraprofessional-Health	42,503	1.0	97510103	512958
	2330	GUILMETTE	CHRISTINA	McAuliffe Elementary School	Paraprofessional-Health	34,155	1.0	97510103	512958
	2330	BAHOU	TYLDA	McAvinnue Elementary School	Paraprofessional-Health	51,705	1.0	91210106	512958
	2330	BUCKLEY	COURTNEY	McAvinnue Elementary School	Paraprofessional-Health	34,155	1.0	91210106	512958
	2330	GRENHAM	EILEEN	McAvinnue Elementary School	Paraprofessional-Health	45,366	1.0	91210103	512958
	2330	HARKINS	RHIANNON	McAvinnue Elementary School	Paraprofessional-Health	34,541	1.0	91210103	512958

DESE Function	Code	Last Name	First Name	School > Name	Job	Annual Pay	FTE	Org	Object
	2330	HOFFMAN	CHRISTINE	McAvinnue Elementary School	Paraprofessional-Health	42,503	1.0	91210103	512958
	2330	PLOURDE	MEGHAN	McAvinnue Elementary School	Paraprofessional-Health	39,060	1.0	91210103	512958
	2330	TAVARES	ANGELINA	McAvinnue Elementary School	Paraprofessional-Health	34,155	1.0	91210103	512958
	2330	DILLON	LAURA	Moody Elementary School	Paraprofessional-Health	46,551	1.0	92710103	512958
	2330	DION KING	STACEY	Moody Elementary School	Paraprofessional-Health	47,508	1.0	92710103	512958
	2330	LAGREGA	ANNIE	Moody Elementary School	Paraprofessional-Health	35,681	1.0	92710106	512958
	2330	MENEZES	SUSANA	Moody Elementary School	Paraprofessional-Health	53,759	1.0	92710103	512958
	2330	MISSETT	KATHRYN	Moody Elementary School	Paraprofessional-Health	46,551	1.0	92710103	512958
	2330	TOBIN	NICOLE	Moody Elementary School	Paraprofessional-Health	42,017	1.0	92710103	512958
	2330	COSTARAKIS	GLORIA	Morey Elementary School	Paraprofessional-Health	46,551	1.0	93010106	512958
	2330	DEIGNAN	SOUPHAN	Morey Elementary School	Paraprofessional-Health	51,527	1.0	93010106	512958
	2330	FRECHETTE	AMY	Morey Elementary School	Paraprofessional-Health	48,583	1.0	93010106	512958
	2330	HILLIER	TANYA	Morey Elementary School	Paraprofessional-Health	42,017	1.0	93010106	512958
	2330	ISTAFANOUS	CHRISTINE	Morey Elementary School	Paraprofessional-Health	39,060	1.0	93010103	512958
	2330	KELLIHER	DONNA	Morey Elementary School	Paraprofessional-Health	35,658	1.0	93010106	512958
	2330	MCELHINNEY	KEIRSTEN	Morey Elementary School	Paraprofessional-Health	36,858	1.0	93010106	512958
	2330	OUK	CHANPHALY	Morey Elementary School	Paraprofessional-Health	39,060	1.0	93010103	512958
	2330	VALLANTE	EMILY	Morey Elementary School	Paraprofessional-Health	42,017	1.0	93010106	512958
	2330	BERGERON	ROSE MARIE	Murkland Elementary School	Paraprofessional-Health	51,616	1.0	98010106	512958
	2330	MERRILL	SHARON	Murkland Elementary School	Paraprofessional-Health	46,551	1.0	98010106	512958
	2330	ALAZAWI	GADA	Pawtucketville Memorial Elementary School	Paraprofessional-Health	42,017	1.0	93610106	512958
	2330	ALMAROOF	RANEEN	Pawtucketville Memorial Elementary School	Paraprofessional-Health	34,155	1.0	93610106	512958
	2330	ALSAEEDI	MARWA	Pawtucketville Memorial Elementary School	Paraprofessional-Health	35,681	1.0	93610106	512958
	2330	COTE	KRISTEN	Pawtucketville Memorial Elementary School	Paraprofessional-Health	42,017	1.0	93610106	512958
	2330	DATTA	ANINDITA	Pawtucketville Memorial Elementary School	Paraprofessional-Health	42,017	1.0	93610106	512958
	2330	ELBAKHTAOUI	AHLAM	Pawtucketville Memorial Elementary School	Paraprofessional-Health	34,155	1.0	93610106	512958
	2330	FREKER	LISA	Pawtucketville Memorial Elementary School	Paraprofessional-Health	45,366	1.0	93610103	512958
	2330	LAMI	SHATHA	Pawtucketville Memorial Elementary School	Paraprofessional-Health	34,155	1.0	93610106	512958
	2330	REES	LAUREN	Pawtucketville Memorial Elementary School	Paraprofessional-Health	42,017	1.0	93610106	512958
	2330	STAUCH	SARA	Pawtucketville Memorial Elementary School	Paraprofessional-Health	34,239	1.0	93610106	512958
	2330	TRUDEL	ANN	Pawtucketville Memorial Elementary School	Paraprofessional-Health	49,473	1.0	93610106	512958
	2330	WONSON	MEGAN	Pawtucketville Memorial Elementary School	Paraprofessional-Health	42,017	1.0	93610106	512958
	2330	BOISVERT	JENNIFER	Pyne Arts Magnet School	Paraprofessional-Health	38,673	1.0	91810106	512958
	2330	FITZGERALD	MELANIE	Pyne Arts Magnet School	Paraprofessional-Health	38,531	1.0	91810106	512958
	2330	GLEBA	KRIS	Pyne Arts Magnet School	Paraprofessional-Health	42,017	1.0	91810103	512958
	2330	GRAVEL	KAYLA	Pyne Arts Magnet School	Paraprofessional-Health	34,155	1.0	91810106	512958
	2330	LANOUE	JILL	Pyne Arts Magnet School	Paraprofessional-Health	35,187	1.0	91810103	512958
	2330	LIM	AMELIE	Pyne Arts Magnet School	Paraprofessional-Health	35,681	1.0	91810103	512958
	2330	MARTINEZ	CHRISTINA	Pyne Arts Magnet School	Paraprofessional-Health	35,316	1.0	91810103	512958
	2330	MATTE	ELIZABETH	Pyne Arts Magnet School	Paraprofessional-Health	34,876	1.0	91810103	512958
	2330	REYES PEREZ	JENNY	Pyne Arts Magnet School	Paraprofessional-Health	34,155	1.0	91810106	512958
	2330	RICARDEZ ABREU	CATALINA	Pyne Arts Magnet School	Paraprofessional-Health	42,017	1.0	91810106	512958
	2330	RODRIGUEZ	NATALY	Pyne Arts Magnet School	Paraprofessional-Health	46,551	1.0	91810106	512958
	2330	ROSA	IRIS	Pyne Arts Magnet School	Paraprofessional-Health	34,155	1.0	91810106	512958
	2330	SOSA	SAMANTHA	Pyne Arts Magnet School	Paraprofessional-Health	34,155	1.0	91810106	512958

DESE Function	Code	Last Name	First Name	School > Name	Job	Annual Pay	FTE	Org	Object
	2330	SOUSA	LISA	Pyne Arts Magnet School	Paraprofessional-Health	35,658	1.0	91810106	512958
	2330	THOMAS	SUZANE	Pyne Arts Magnet School	Paraprofessional-Health	35,187	1.0	91810106	512958
	2330	CECERE	LORRAINE	Reilly Elementary School	Paraprofessional-Health	34,155	1.0	94010106	512958
	2330	EVANS	WENDY	Reilly Elementary School	Paraprofessional-Health	34,155	1.0	94010103	512958
	2330	LEBRON	ADIREN	Reilly Elementary School	Paraprofessional-Health	34,155	1.0	94010106	512958
	2330	MARTINEAU	MICHELE	Reilly Elementary School	Paraprofessional-Health	42,017	1.0	94010106	512958
	2330	MCCARTHY	ROSE	Reilly Elementary School	Paraprofessional-Health	36,858	1.0	94010106	512958
	2330	MENJIVAR	MARCIA	Reilly Elementary School	Paraprofessional-Health	42,017	1.0	94010106	512958
	2330	PAGE	KEARA	Reilly Elementary School	Paraprofessional-Health	38,531	1.0	94010106	512958
	2330	ROY	AMANDA	Reilly Elementary School	Paraprofessional-Health	34,155	1.0	94010103	512958
	2330	WHITNEY	SARAH	Reilly Elementary School	Paraprofessional-Health	35,681	1.0	94010106	512958
	2330	DALRYMPLE	SHERRY	Robinson Middle School	Paraprofessional-Health	42,503	1.0	98610606	512958
	2330	TWINE	SELENA	Robinson Middle School	Paraprofessional-Health	42,017	1.0	98610606	512958
	2330	ABREU	JOSIAS	Rogers STEM Academy	Paraprofessional-Health	42,017	1.0	98710603	512958
	2330	DURAND	RAYANN	Rogers STEM Academy	Paraprofessional-Health	44,529	1.0	98710606	512958
	2330	FEBO	SANDRA	Rogers STEM Academy	Paraprofessional-Health	45,366	1.0	98710603	512958
	2330	FERDOUSI	ZAKIA	Rogers STEM Academy	Paraprofessional-Health	46,551	1.0	98710606	512958
	2330	HERNANDEZ	JONATHAN	Rogers STEM Academy	Paraprofessional-Health	34,155	1.0	98710603	512958
	2330	HICKMAN	CHRISTOPHER	Rogers STEM Academy	Paraprofessional-Health	42,503	1.0	98710606	512958
	2330	JONES	MICHAEL	Rogers STEM Academy	Paraprofessional-Health	34,155	1.0	98710603	512958
	2330	MACHADO	DIEILA	Rogers STEM Academy	Paraprofessional-Health	34,155	1.0	98710606	512958
	2330	MAHDI	SURA	Rogers STEM Academy	Paraprofessional-Health	35,681	1.0	98710606	512958
	2330	MARBERT	JANEMARIE	Rogers STEM Academy	Paraprofessional-Health	34,155	1.0	98710603	512958
	2330	MCPHEE	ELLEN	Rogers STEM Academy	Paraprofessional-Health	42,503	1.0	98710603	512958
	2330	ORTIZ KIM	VICTORIA	Rogers STEM Academy	Paraprofessional-Health	34,155	1.0	98710603	512958
	2330	SOM	PHALLA	Rogers STEM Academy	Paraprofessional-Health	35,187	1.0	98710606	512958
	2330	AZEVEDO	AMANDA	Shaughnessy Elementary School	Paraprofessional-Health	34,876	1.0	95010106	512958
	2330	BREEN	MACKENZIE	Shaughnessy Elementary School	Paraprofessional-Health	34,155	1.0	95010106	512958
	2330	DAVIS	SHONICA	Shaughnessy Elementary School	Paraprofessional-Health	42,503	1.0	95010103	512958
	2330	DHYAB	RANA	Shaughnessy Elementary School	Paraprofessional-Health	34,155	1.0	95010106	512958
	2330	GAY	PATRICIA	Shaughnessy Elementary School	Paraprofessional-Health	51,616	1.0	95010106	512958
	2330	LEBOEUF	STAMATIA	Shaughnessy Elementary School	Paraprofessional-Health	45,541	1.0	95010106	512958
	2330	MARRERO TORRES	MARYMAR	Shaughnessy Elementary School	Paraprofessional-Health	34,155	1.0	95010106	512958
	2330	MEAS	VANNYDA	Shaughnessy Elementary School	Paraprofessional-Health	38,209	1.0	95010103	512958
	2330	MONAHAN	MELYSSA	Shaughnessy Elementary School	Paraprofessional-Health	49,655	1.0	95010106	512958
	2330	MORAN	BETH	Shaughnessy Elementary School	Paraprofessional-Health	48,491	1.0	95010106	512958
	2330	PARKE	CHRISTOPHER	Shaughnessy Elementary School	Paraprofessional-Health	47,420	1.0	95010106	512958
	2330	RUDY	CLARIBEL	Shaughnessy Elementary School	Paraprofessional-Health	34,155	1.0	95010103	512958
	2330	SOUCY	MAUREEN	Shaughnessy Elementary School	Paraprofessional-Health	49,473	1.0	95010106	512958
	2330	TIVEY	REBECCA	Shaughnessy Elementary School	Paraprofessional-Health	35,658	1.0	95010106	512958
	2330	ALVAREZ	VIRGINIA	Stoklosa Middle School	Paraprofessional-Health	34,155	1.0	96010103	512958
	2330	BATTAGLIA	JOSEPH	Stoklosa Middle School	Paraprofessional-Health	42,017	1.0	96010106	512958
	2330	JELOVAC	ANDREA	Stoklosa Middle School	Paraprofessional-Health	34,155	1.0	96010106	512958
	2330	BOOTH	BRANNON	Wang Middle School	Paraprofessional-Health	35,029	1.0	98910606	512958
	2330	DWYER	ELIZABETH	Wang Middle School	Paraprofessional-Health	34,155	1.0	98910606	512958

DESE Function	Code	Last Name	First Name	School > Name	Job	Annual Pay	FTE	Org	Object
	2330	CASEY	JUDITH	Washington Elementary School	Paraprofessional-Health	51,705	1.0	95510106	512958
	2330	CHARETTE	SAMANTHA	Washington Elementary School	Paraprofessional-Health	34,155	1.0	95510106	512958
	2330	FERRITER	MARIANNE	Washington Elementary School	Paraprofessional-Health	34,155	1.0	95510106	512958
	2330	KHAN	MAHMUDA	Washington Elementary School	Paraprofessional-Health	42,017	1.0	95510106	512958
	2330	NOLAN	PAMELA	Washington Elementary School	Paraprofessional-Health	46,551	1.0	95510106	512958
	2330	PERRY	ALISHA	Washington Elementary School	Paraprofessional-Health	34,155	1.0	95510103	512958
	2330	PHILLIPS	ELIZABETH	Washington Elementary School	Paraprofessional-Health	47,508	1.0	95510106	512958
	2330	ROBLES	JANITZA	Washington Elementary School	Paraprofessional-Health	43,517	1.0	95510106	512958
	2330	SOLIMAN	MIRIAM	Washington Elementary School	Paraprofessional-Health	42,017	1.0	95510106	512958
	2340	MONAGHAN	CHRISTIN	Lowell High School	Library/Media Specialist	100,726	1.0	99036003	512103
	2352	HAAS	KARA	Central - Academics	Instructional Specialist	113,113	1.0	99311203	512112
	2352	WILKINS	KARA	Central - Academics	Instructional Specialist	110,583	1.0	99311203	512112
	2352	MORASSE	PATRICK	Lowell High School	Instructional Specialist	123,063	1.0	99311203	512112
	2352	PIRES	MALINDA	Lowell High School	Instructional Specialist	115,521	1.0	99311203	512112
	2352	STANFORD	DEANNA	Lowell High School	Instructional Specialist	123,063	1.0	99311203	512112
	2352	VENTOLA	KATELYN	Lowell High School	Instructional Specialist	114,675	1.0	99311203	512112
	2352	LEARY	KELLY	Stoklosa Middle School	Instructional Specialist	110,905	1.0	99311203	512112
	2352	MCCABE	JAMES	Wang Middle School	Instructional Specialist	122,758	1.0	99311203	512112
	2352	TYROS	KAREN	Adie Day School	Literacy Specialist	115,521	1.0	95410106	512903
	2352	FLOOR	CASSANDRA	Morey Elementary School	Literacy Specialist	114,675	1.0	93010103	512903
	2352	HA	KATHERINE	Murkland Elementary School	Literacy Specialist	118,988	1.0	98010103	512903
	2352	KLOBUCHER	MARGUERITE	Reilly Elementary School	Literacy Specialist	117,554	1.0	94010103	512903
	2352	MCCALLUM	CASSANDRA	Shaughnessy Elementary School	Literacy Specialist	110,905	1.0	95010103	512903
	2352	MAYNARD	JENNIFER	Bailey Elementary School	Math Resource	110,682	1.0	90210103	512903
	2352	AGUIAR	TARA	Bartlett Community Partnership	Math Resource	115,081	1.0	98310603	512903
	2352	COLON	AMILA	Butler Middle School	Math Resource	104,224	1.0	98410603	512903
	2352	SCIACCA	PATRICIA	Daley Middle School	Math Resource	105,741	1.0	98510603	512903
	2352	CORREIA	ABIGAIL	Greenhalge Elementary School	Math Resource	89,143	1.0	91510103	512903
	2352	NOLAN	JACLYN	Lincoln Elementary School	Math Resource	112,344	1.0	92010103	512903
	2352	DUNBAR	MEGHAN	Lowell High School	Math Resource	108,480	1.0	99010720	512903
	2352	LAROCQUE	KATHLEEN	McAuliffe Elementary School	Math Resource	117,836	1.0	97510103	512903
	2352	BELLEROS	HEATHER	McAvinue Elementary School	Math Resource	106,965	1.0	91210103	512903
	2352	ROMANOWSKY	ELLEN	Moody Elementary School	Math Resource	99,303	1.0	92710103	512903
	2352	MCDONOUGH	GEOFFREY	Morey Elementary School	Math Resource	111,219	1.0	93010103	512903
	2352	WALSH	KATELYN	Murkland Elementary School	Math Resource	108,479	1.0	98010103	512903
	2352	DELEHANTY	SARAH	Pawtucketville Memorial Elementary School	Math Resource	101,521	1.0	93610103	512903
	2352	CRAWFORD-RIVERA	AUDREY	Pyne Arts Magnet School	Math Resource	101,488	1.0	91810604	512903
	2352	CLOUGH	CATHERINE	Reilly Elementary School	Math Resource	112,820	1.0	94010103	512903
	2352	WU	YINGYING	Robinson Middle School	Math Resource	90,266	1.0	98610603	512903
	2352	BROWN	SARAH	Rogers STEM Academy	Math Resource	112,344	1.0	98710619	512903
	2352	LOPES	FERNANDA	Rogers STEM Academy	Math Resource	98,814	1.0	98710603	512903
	2352	MCGONIGLE	KATHERINE	Shaughnessy Elementary School	Math Resource	102,453	1.0	95010103	512903
	2352	HIRBOUR	ERIN	Stoklosa Middle School	Math Resource	106,965	1.0	96010603	512903

DESE Function	Code	Last Name	First Name	School > Name	Job	Annual Pay	FTE	Org	Object
	2352	O'NEILL	ANGELA	Sullivan Middle School	Math Resource	111,219	1.0	98810603	512903
	2352	MCCOY	SUSAN	Washington Elementary School	Math Resource	117,836	1.0	95510103	512903
	2710	BUXTON	CAITLIN	Lowell High School	Administrative Assistant - Guidance	56,644	1.0	99035006	512902
	2710	CROWLEY	SHARON	Lowell High School	Administrative Assistant - Guidance	56,086	1.0	99035006	512902
	2710	MCCABE	BRENDA	Lowell High School	Administrative Assistant - Guidance	56,644	1.0	99035006	512902
	2710	MCHUGH	LISA	Lowell High School	Administrative Assistant - Guidance	56,644	1.0	99035006	512902
	2710	PRIMEAU	CRYSTAL	Lowell High School	Administrative Assistant - Guidance	52,836	1.0	99035006	512902
	2710	RAPPE	SARAH	Bartlett Community Partnership	Guidance	106,905	1.0	98335003	512105
	2710	LUONGO	NICOLE	Butler Middle School	Guidance	114,822	1.0	98435003	512105
	2710	LEPOER	SITHRA	Daley Middle School	Guidance	119,134	1.0	98535003	512105
	2710	ALMONTE	MADELINE	Lowell High School	Guidance	106,907	1.0	99035003	512105
	2710	BRUNNER	HEATHER	Lowell High School	Guidance	117,703	1.0	99035003	512105
	2710	CROCKER	MELANIE	Lowell High School	Guidance	114,200	1.0	98335003	512105
	2710	DEVOST	RHONDA	Lowell High School	Guidance	117,703	1.0	99035003	512105
	2710	ENRIGHT	JILLIAN	Lowell High School	Guidance	114,822	1.0	99035003	512105
	2710	KING	AMBER	Lowell High School	Guidance	106,905	1.0	99035003	512105
	2710	LE	JESSICA	Lowell High School	Guidance	106,907	1.0	99035003	512105
	2710	MAGARY	JENNIFER	Lowell High School	Guidance	107,849	1.0	99035003	512105
	2710	MCCARTHY	DIANNE	Lowell High School	Guidance	114,822	1.0	99035003	512105
	2710	MCPHEE	KURT	Lowell High School	Guidance	111,053	1.0	99035003	512105
	2710	MENDONCA	ROSE	Lowell High School	Guidance	121,174	1.0	99035003	512105
	2710	PLOOF	JAKE	Lowell High School	Guidance	107,849	1.0	99035003	512105
	2710	ROY	LYNDSAY	Lowell High School	Guidance	110,729	1.0	99035003	512105
	2710	STOLPINSKI	ERICA	Lowell High School	Guidance	114,822	1.0	99035003	512105
	2710	TAMAYO	CHEYENNE	Lowell High School	Guidance	106,907	1.0	99035003	512105
	2710	PELTON	KATHRYN	Pyne Arts Magnet School	Guidance	109,788	1.0	91835003	512105
	2710	GARAVANIAN	STEFANY	Robinson Middle School	Guidance	106,907	1.0	98635003	512105
	2710	BOURAS	MELINDA	Rogers STEM Academy	Guidance	107,849	1.0	98735003	512105
	2710	ENGLISH	STEPHANIE	Stoklosa Middle School	Guidance	106,907	1.0	96035003	512105
	2710	MELE	ARIANNA	Sullivan Middle School	Guidance	111,053	1.0	98835003	512105
	2710	STAPPEN	KELSEY	Sullivan Middle School	Guidance	106,907	1.0	98835003	512105
	2710	BRIDGES	MARIA	Wang Middle School	Guidance	119,439	1.0	98935003	512105
	2710	FREKER	ASHLEY	Wang Middle School	Guidance	106,907	1.0	98935003	512105
	2800	SCHUELER	MARTINA	Bailey Elementary School	Psychologist	129,087	1.0	99335551	512104
	2800	DUNKERLEY	LORI	Lowell High School	Psychologist	129,085	1.0	99335551	512104
	2800	FORREST	TARA	Lowell High School	Psychologist	127,356	1.0	99335551	512104
	2800	MARTIN	KIMBERLEY	McAvinnue Elementary School	Psychologist	121,003	1.0	99335551	512104
	2800	YOUS	PHAKDEY	Morey Elementary School	Psychologist	123,883	1.0	99335551	512104
	2800	FRENCH	HEATHER	Murkland Elementary School	Psychologist	121,003	1.0	99335551	512104
	2800	PYLES	SHEELA	Pawtucketville Memorial Elementary School	Psychologist	125,616	1.0	99335551	512104
	2800	CONNOLLY	MELANIE	Pyne Arts Magnet School	Psychologist	121,003	1.0	99335551	512104
	2800	CULHANE	CAITLIN	Robinson Middle School	Psychologist	123,883	1.0	99335551	512104
	2800	KYRIAZIDIS	EFTHYMIA	Rogers STEM Academy	Psychologist	123,883	1.0	99335551	512104

DESE Function	Code	Last Name	First Name	School > Name	Job	Annual Pay	FTE	Org	Object
	2800	CAPPELLO	SARA	Stoklosa Middle School	Psychologist	121,003	1.0	99335551	512104
	2800	CLEARY	MARIN	Sullivan Middle School	Psychologist	121,003	1.0	99335551	512104
	2800	CONNOLLY	KELLIEANN	Wang Middle School	Psychologist	121,003	1.0	99335551	512104
	2800	DELWORTH	AMANDA	Bailey Elementary School	Social Worker	115,700	1.0	99320106	512135
	2800	ESPINAL	SARA	Bailey Elementary School	Social Worker	111,086	1.0	99320106	512135
	2800	KHANKAN	DAHLIA	Bartlett Community Partnership	Social Worker	111,086	1.0	99335551	512104
	2800	MCGANN	KATHRYN	Bartlett Community Partnership	Social Worker	111,086	1.0	99320106	512135
	2800	RAMIREZ	PERLA	BRIDGE Program	Social Worker	111,086	1.0	99320106	512135
	2800	CASEY	LORI	Butler Middle School	Social Worker	117,734	1.0	99320106	512135
	2800	HEALY	KADEEN	Butler Middle School	Social Worker	119,166	1.0	99335551	512104
	2800	WILLIAMS	JENNIFER	Cardinal O'Connell Early Learning Center	Social Worker	111,086	1.0	99320106	512135
	2800	COLEMAN	DARCIE	Central - Student Support	Social Worker	113,963	1.0	99320106	512135
	2800	JACO O'BRIEN	SANDRA	Daley Middle School	Social Worker	119,166	1.0	99320106	512135
	2800	MARSHALL	TAMI	Greenhalge Elementary School	Social Worker	111,086	1.0	99320106	512135
	2800	MENDIZABAL	GISELLA	Greenhalge Elementary School	Social Worker	111,086	1.0	99320106	512135
	2800	GAUTHIER	DEVLIN	Lincoln Elementary School	Social Worker	111,086	1.0	99320106	512135
	2800	HENRIQUEZ O'CONNOR	YOCASTA	Lowell High School	Social Worker	111,083	1.0	99320106	512135
	2800	HOSMER	AMANDA	Lowell High School	Social Worker	121,206	1.0	99320106	512135
	2800	KUILAN-LAMBOY	ALBA	Lowell High School	Social Worker	106,938	1.0	99028104	512135
	2800	MARTEL	GINA	Lowell High School	Social Worker	113,963	1.0	99320106	512135
	2800	POIRIER	STAMATIA	Lowell High School	Social Worker	111,086	1.0	99320106	512135
	2800	SCHWARTZ	MAUREEN	Lowell High School	Social Worker	120,924	1.0	99035003	512105
	2800	SYLVAIN	TIFFANI	Lowell High School	Social Worker	111,086	1.0	99320106	512135
	2800	BENTLEY	KAITLIN	McAuliffe Elementary School	Social Worker	106,907	1.0	99335551	512104
	2800	MOULTON	KRISTIN	McAuliffe Elementary School	Social Worker	119,166	1.0	99320106	512135
	2800	DE LA LUZ	ARLENE	McAvinnue Elementary School	Social Worker	122,935	1.0	99320106	512135
	2800	TEAGUE POWER	KIMBERLY	McAvinnue Elementary School	Social Worker	111,086	1.0	99320106	512135
	2800	KINSELLA	JENNIFER	Moody Elementary School	Social Worker	111,086	1.0	99335551	512104
	2800	GABRIEL	TARA	Morey Elementary School	Social Worker	122,935	1.0	99320106	512135
	2800	PETERSON	SARIN	Murkland Elementary School	Social Worker	111,086	1.0	99320106	512135
	2800	KWAKYE	MAGDALENE	Pawtucketville Memorial Elementary School	Social Worker	111,083	1.0	99320106	512135
	2800	MANGION	MELANIE	Pawtucketville Memorial Elementary School	Social Worker	111,086	1.0	99335551	512104
	2800	DORMER	HEATHER	Pyne Arts Magnet School	Social Worker	111,086	1.0	99320106	512135
	2800	CONWAY	ANDREA	Reilly Elementary School	Social Worker	111,086	1.0	99320106	512135
	2800	MARKMAN	INGRID	Reilly Elementary School	Social Worker	47,667	0.4	99320106	512135
	2800	BARASH	CAITLIN	Robinson Middle School	Social Worker	111,086	1.0	99320106	512135
	2800	CLERMONT	STACEY	Robinson Middle School	Social Worker	111,086	1.0	99320106	512135
	2800	STOTZ	LAURA	Robinson Middle School	Social Worker	111,086	1.0	99320106	512135
	2800	DOWLING	KATHRYN	Rogers STEM Academy	Social Worker	111,086	1.0	99335551	512104
	2800	ESPINOLA	RENEE	Rogers STEM Academy	Social Worker	113,963	1.0	99320106	512135
	2800	PERRY	TIFFANY	Rogers STEM Academy	Social Worker	111,086	1.0	99320106	512135
	2800	CARTER	MARGARET	Shaughnessy Elementary School	Social Worker	111,086	1.0	99320106	512135
	2800	VENTRE	AMY	Shaughnessy Elementary School	Social Worker	111,086	1.0	99320106	512135
	2800	BALBUENA	MYHOZOTYS	Stoklosa Middle School	Social Worker	111,086	1.0	99320106	512135
	2800	RAMOS-RODRIGUEZ	JOSE	Stoklosa Middle School	Social Worker	111,086	1.0	99320106	512135

DESE Function	Code	Last Name	First Name	School > Name	Job	Annual Pay	FTE	Org	Object
	2800	KOTSIFAS	ANGELA	Sullivan Middle School	Social Worker	106,907	1.0	99335551	512104
	2800	THOMPSON	ROBERT	Sullivan Middle School	Social Worker	119,166	1.0	99320106	512135
	2800	GUERRERO	OLGA	The Career Academy	Social Worker	111,086	1.0	99335551	512104
	2800	MCNAMARA	KELLY	The Career Academy	Social Worker	111,086	1.0	99320106	512135
	2800	DEE	LAUREN	Wang Middle School	Social Worker	111,086	1.0	99320106	512135
	2800	WELCH	LEE	Wang Middle School	Social Worker	111,086	1.0	99335551	512104
	2800	KUBICK	KRISTA	Washington Elementary School	Social Worker	114,855	1.0	99320106	512135
	2800	GEOFFROY	STACIE	Butler Middle School	Social Worker SPED	111,086	1.0	99320106	512135
	2800	BORGEN	ALEXANDRA	Daley Middle School	Social Worker SPED	111,086	1.0	99320106	512135
	2800	GABRIEL	STEPHANIE	Greenhalge Elementary School	Social Worker SPED	111,086	1.0	99335551	512104
	2800	ROSARIO	CAROLYN	Laura Lee Therapeutic Day School	Social Worker SPED	111,086	1.0	99335551	512104
	2800	BILODEAU	LAURA	Leblanc Therapeutic Day School	Social Worker SPED	111,086	1.0	99320106	512135
	2800	BERNSTEIN	ALLISON	Lowell High School	Social Worker SPED	114,854	1.0	99320106	512135
	2800	PROSCH	MELANIE	Lowell High School	Social Worker SPED	114,855	1.0	99335551	512104
	2800	QUATTROCCHI	DEBORAH	Lowell High School	Social Worker SPED	119,468	1.0	99320106	512135
	2800	SILVA	REBECCA	Lowell High School	Social Worker SPED	111,083	1.0	99320106	512135
	2800	SOULIOS	AIMEE	Moody Elementary School	Social Worker SPED	111,086	1.0	99320106	512135
	2800	BATEMAN	LAURA	Murkland Elementary School	Social Worker SPED	113,963	1.0	99320106	512135
	2800	VOLIS	ANTHONY	Pyne Arts Magnet School	Social Worker SPED	111,054	1.0	99320106	512135
	2800	BLISS	ERICA	Robinson Middle School	Social Worker SPED	111,083	1.0	99320106	512135
	2800	QIRJAZI	HARIKLEA	Rogers STEM Academy	Social Worker SPED	111,086	1.0	99320106	512135
	2800	SULLIVAN	KAREN	Stoklosa Middle School	Social Worker SPED	111,086	1.0	99320106	512135
	2800	DERVARTANIAN	MICHELE	Sullivan Middle School	Social Worker SPED	111,083	1.0	99320106	512135
	2800	LANIER	COURTENEY	Wang Middle School	Social Worker SPED	111,086	1.0	99320106	512135
	3100	DAY	STEPHANIE	Central - Student Support	Attendance Monitor	58,633	1.0	99341403	512910
	3100	KEANE	CATHERINE	Central - Student Support	Attendance Monitor	37,800	0.5	99341403	512910
	3100	VEJAR MEZA	MAITE	Central - Student Support	Attendance Monitor	58,633	1.0	99341403	512910
	3100	GANLEY	HEATHER	Central - Student Support	Attendance Officer	96,154	1.0	99341403	512116
	3100	MYERS	JENNIFER	Central - Superintendent's Office	Community Outreach Strategist	93,027	1.0	99339004	512157
	3100	CASEY	KAREN	Bartlett Community Partnership	Community Schools Program Manager	112,344	1.0	98310603	512903
	3100	FERNANDEZ	NEYDER	Butler Middle School	Community Schools Program Manager	62,100	1.0	99339004	512924
	3100	MELO ERNEST	MONICA	Greenhalge Elementary School	Community Schools Program Manager	99,303	1.0	99339004	512924
	3100	KEEFE	KATHLEEN	Lowell High School	Community Schools Program Manager	108,480	1.0	99339004	512924
	3100	HURLEY	GAYL	Sullivan Middle School	Community Schools Program Manager	117,017	1.0	99339004	512924
	3100	TARINI	JENNIFER	The Career Academy	Community Schools Program Manager	117,836	1.0	92510103	512903
	3100	OGUNSEYE	ABISOLA	Central - Student Support	Coordinator - FRC	129,473	1.0	99339004	512142
	3100	FONTES	CARMEN	Central - Student Support	Family Advocate	67,479	1.0	99320106	512924
	3100	NGUYEN	PHANY	Central - Student Support	Family Advocate	52,659	1.0	99341230	512902
	3100	PORTER	KIMBERLY	Central - Student Support	Family Advocate	67,479	1.0	99320106	512924
	3100	PICANCO	MARA	Butler Middle School	Parent Liaison	47,097	1.0	98441103	512902
	3100	VEGA	KIANA	Central - Equity & Empowerment	Parent Liaison	51,682	1.0	99341207	512902
	3100	SANCHEZ	GRETCHEN	Lincoln Elementary School	Parent Liaison	40,232	1.0	99338003	512924
	3100	FELICIANO	TATYANA	Lowell High School	Parent Liaison	43,380	1.0	99338003	512924
	3100	KINCHAN	ELIZABETH	Lowell High School	Parent Liaison	43,380	1.0	99338003	512924

DESE Function	Code	Last Name	First Name	School > Name	Job	Annual Pay	FTE	Org	Object
	3100	MORALES	ASHLEY	Lowell High School	Parent Liaison	47,097	1.0	99338003	512924
	3100	LALIBERTY	NATALIA	McAvinnue Elementary School	Parent Liaison	43,380	1.0	99338003	512924
	3100	ALVES GOMES	GENIVALDO	Moody Elementary School	Parent Liaison	43,380	1.0	99338003	512924
	3100	PEREZ-CONTRELAS	SHADAYLE	Rogers STEM Academy	Parent Liaison	41,700	1.0	99338003	512924
	3100	HUDZIK	LINDSEY	Stoklosa Middle School	Parent Liaison	57,887	1.0	96010108	512924
	3100	CABRERA	DENISE	Wang Middle School	Parent Liaison	57,886	1.0	99338003	512924
	3200	MCKIERNAN	ELIZABETH	Adult Basic Education Program	Director of Adult Ed	132,946	1.0	99339003	512118
	3200	DUDA	REBECCA	Central - Academics	Coordinator of Special Programs	147,718	1.0	99339004	512112
	3200	RAMOS	ERIKA	Central - Academics	District Support Specialist	122,729	1.0	99339004	512112
	3200	SCHOFIELD	LAURA	Central - Academics	District Support Specialist	126,484	1.0	99313005	512146
	3200	SLIPP	RACHEL	Central - Academics	District Support Specialist	129,081	1.0	99312003	512110
	3200	STRAKER	ALLISON	Central - Academics	District Support Specialist	126,484	1.0	99312904	512119
	3200	THOMPSON	EMILY	Central - Academics	District Support Specialist	127,199	1.0	99339004	512112
	3200	BOUTSELIS	BOPHA	Central - Equity & Empowerment	District Support Specialist	123,728	1.0	99339004	512112
	3200	STEINBERG	MATTHEW	Central - Equity & Empowerment	District Support Specialist	146,044	1.0	98941103	512101
	3200	BAKER	HARLEY	Central - Student Support	District Support Specialist	112,495	1.0	99339004	512112
	3200	CROWELL	YVETTE	Central - Student Support	District Support Specialist	118,102	1.0	99339004	512112
	3200	PIGEON	KARA	Central - Student Support	District Support Specialist	125,464	1.0	99339004	512112
	3200	COLE	TARA	Central - Academics	Early Childhood Coach & Program Developer	107,576	1.0	99339004	512112
	3200	RICHARDSON	JENNIFER	Central - Equity & Empowerment	Early Childhood Coach & Program Developer	72,236	1.0	99339004	512112
	3200	EVANGELISTA	TIFFANY	McAuliffe Elementary School	Nurse	63,643	1.0	99320103	511000
	3510	CRABTREE	PATRICIA	Lowell High School	Administrative Assistant - Athletics	55,299	1.0	99041103	512902
	3510	OUELLET	SCOTT	Lowell High School	Athletic Director	150,320	1.0	99031003	512115
	3510	EVJE	KELSY	Lowell High School	Athletic Trainer	84,271	1.0	99031005	530000
	3600	BREAULT-GULBICKI	LESA	Central - Schools Office	Safety Supervisor	129,473	1.0	99347103	512906
	3600	ARMSTRONG	KENNETH	Leblanc Therapeutic Day School	Security	49,888	1.0	93541408	512915
	3600	GIAMARCO	ISABELLA	Lowell High School	Security	45,631	1.0	99041403	512915
	3600	HARVEY	DEBORAH	Lowell High School	Security	52,697	1.0	99041403	512915
	3600	KING	KELLY	Lowell High School	Security	53,615	1.0	99041403	512915
	3600	LESSARD	DANIELLE	Lowell High School	Security	51,524	1.0	99041403	512915
	3600	MANOIAN	JACOB	Lowell High School	Security	46,904	1.0	99041403	512915
	3600	MITCHELL	PARIS	Lowell High School	Security	49,202	1.0	99041403	512915
	3600	NUNEZ	JESUS	Lowell High School	Security	49,202	1.0	99041403	512915
	3600	OJUNGA	EGAN	Lowell High School	Security	46,904	1.0	99041403	512915
	3600	SMITH	FREDERICK	Lowell High School	Security	46,904	1.0	99041403	512915
	3600	THOMAS	ANTWAN	Lowell High School	Security	66,920	1.0	99041403	512915
	3600	TRAVIESO III	BERNARDO	Lowell High School	Security	48,440	1.0	99041403	512915
	3600	ZULUAGA	FREDDY	Lowell High School	Security	49,202	1.0	99041403	512915
	3600	CRUZ	LUIS	The Career Academy	Security	49,202	1.0	99041403	512915
	4110	MITCHELL	KIMBERLY	Adie Day School	Custodian	59,807	1.0	95447103	512960
	4110	DEVITTO	FRED	Adult Basic Education Program	Custodian	60,139	1.0	99347103	512960

DESE Function	Code	Last Name	First Name	School > Name	Job	Annual Pay	FTE	Org	Object
	4110	BLANCHETTE	DONALD	Bailey Elementary School	Custodian	39,467	1.0	90247103	512960
	4110	GRAY	SHAUN	Bailey Elementary School	Custodian	58,752	1.0	90247103	512960
	4110	FERREIRA	DENNIS	Bartlett Community Partnership	Custodian	62,983	1.0	98347103	512960
	4110	FIGUEROA	PEDRO	Bartlett Community Partnership	Custodian	59,807	1.0	98347103	512960
	4110	SPINNEY	ABRAM	Bartlett Community Partnership	Custodian	61,467	1.0	98347103	512960
	4110	KEENAN	MICHAEL	BRIDGE Program	Custodian	60,950	1.0	99247103	512960
	4110	LAWRENSEN	JONATHAN	Butler Middle School	Custodian	60,619	1.0	98447103	512960
	4110	PRATT	MARC	Butler Middle School	Custodian	61,467	1.0	98447103	512960
	4110	TORRES GONZALEZ	ALEJANDRO	Butler Middle School	Custodian	61,467	1.0	98447103	512960
	4110	OLAVARRUETH	EDWYN	Cardinal O'Connell Early Learning Center	Custodian	55,919	1.0	90147103	512960
	4110	PHOL	SOKVAN	Central - Personnel and Operations Office	Custodian	60,892	1.0	99347103	512960
	4110	DASILVA	CHRISTIAN	Daley Middle School	Custodian	57,248	1.0	98547103	512960
	4110	KIRWIN	JOSEPH	Daley Middle School	Custodian	61,467	1.0	98547103	512960
	4110	TRAN	CONG THIEN	Daley Middle School	Custodian	59,807	1.0	98547103	512960
	4110	CLARK	MATTHEW	Greenhalge Elementary School	Custodian	58,752	1.0	91547103	512960
	4110	GONZALEZ	MARIA	Greenhalge Elementary School	Custodian	55,432	1.0	91547103	512960
	4110	AYBAR	MARIO	Laura Lee Therapeutic Day School	Custodian	60,139	1.0	93047103	512960
	4110	SILVA	DANIEL	Leblanc Therapeutic Day School	Custodian	60,950	1.0	93547103	512960
	4110	MAGUIRE	RICHARD	Lincoln Elementary School	Custodian	57,248	1.0	92047103	512960
	4110	SLOWE	MICHAEL	Lincoln Elementary School	Custodian	61,467	1.0	92047103	512960
	4110	BELLEROSE	ERIC	Lowell High School	Custodian	58,147	1.0	99047103	512960
	4110	CLOUGH	MAGAN	Lowell High School	Custodian	61,467	1.0	99047103	512960
	4110	CRUZ	NELSY	Lowell High School	Custodian	58,752	1.0	99047103	512960
	4110	ENRIQUEZ CASTELLANOS	MARIALEJANDRA	Lowell High School	Custodian	57,248	1.0	99047103	512960
	4110	FAULKNER	WILLIAM	Lowell High School	Custodian	61,467	1.0	99047103	512960
	4110	GERMAN	LEONIDAS	Lowell High School	Custodian	59,960	1.0	99047103	512960
	4110	GOULETTE	LIAM	Lowell High School	Custodian	57,092	1.0	99047103	512960
	4110	JAVIER	CASIMERO	Lowell High School	Custodian	58,752	1.0	99047103	512960
	4110	MOORE	HEATHER	Lowell High School	Custodian	61,467	1.0	99047103	512960
	4110	MORALES	LUIS	Lowell High School	Custodian	61,467	1.0	99047103	512960
	4110	MORO	LAZARO	Lowell High School	Custodian	61,467	1.0	99047103	512960
	4110	PSALEDAKIS	JONATHAN	Lowell High School	Custodian	62,279	1.0	99047103	512960
	4110	SANTIAGO	FELICIA	Lowell High School	Custodian	61,467	1.0	99047103	512960
	4110	SMITH	RONALD	Lowell High School	Custodian	62,983	1.0	99047103	512960
	4110	URIZANDI HERANDEZ	MARIO	Lowell High School	Custodian	57,092	1.0	99047103	512960
	4110	BERNARDINI	DAVID	McAuliffe Elementary School	Custodian	58,752	1.0	97547103	512960
	4110	CLOUGH	PATTI	McAuliffe Elementary School	Custodian	65,258	1.0	97547103	512960
	4110	GEOFFROY	STEVEN	McAvinnue Elementary School	Custodian	57,248	1.0	91247103	512960
	4110	MARCOTTE	THERESA	McAvinnue Elementary School	Custodian	60,687	1.0	91247103	512960
	4110	GIURLEO	JACK	Moody Elementary School	Custodian	59,960	1.0	92747103	512960
	4110	O'BRIEN	RAYMOND	Morey Elementary School	Custodian	55,432	1.0	93047103	512960
	4110	PEREZ	MANUEL	Murkland Elementary School	Custodian	61,467	1.0	98047103	512960
	4110	SORDIFF	STEPHEN	Murkland Elementary School	Custodian	59,807	1.0	98047103	512960
	4110	CAMPBELL	RYAN	Pawtucketville Memorial Elementary School	Custodian	55,587	1.0	93647103	512960
	4110	RYAN	WILLIAM	Pawtucketville Memorial Elementary School	Custodian	59,960	1.0	93647103	512960

DESE Function	Code	Last Name	First Name	School > Name	Job	Annual Pay	FTE	Org	Object
	4110	LOPEZ	MICHAEL	Pyne Arts Magnet School	Custodian	57,248	1.0	91847103	512960
	4110	NORDSTROM	ZACHARY	Pyne Arts Magnet School	Custodian	58,147	1.0	91847103	512960
	4110	SILVA	NICHOLAS	Pyne Arts Magnet School	Custodian	61,467	1.0	91847103	512960
	4110	TOBIN	JASON	Reilly Elementary School	Custodian	61,467	1.0	94047103	512960
	4110	WALSH	GERALD	Reilly Elementary School	Custodian	61,467	1.0	94047103	512960
	4110	CARNEY	SEAN	Robinson Middle School	Custodian	59,807	1.0	98647103	512960
	4110	PENA	YENY	Robinson Middle School	Custodian	57,248	1.0	98647103	512960
	4110	SANTRY	PAUL	Robinson Middle School	Custodian	57,248	1.0	98647103	512960
	4110	DAIGNEAULT	RICHARD	Rogers STEM Academy	Custodian	66,303	1.0	98747103	512960
	4110	FEEHAN	JAMES	Rogers STEM Academy	Custodian	62,279	1.0	98747103	512960
	4110	GONZALEZ	RAMON	Rogers STEM Academy	Custodian	63,297	1.0	98747103	512960
	4110	MARTEL	WILLIAM	Rogers STEM Academy	Custodian	57,092	1.0	98747103	512960
	4110	REBELO	REBECCA	Rogers STEM Academy	Custodian	59,807	1.0	98747103	512960
	4110	JALBERT	MARKUS	Shaughnessy Elementary School	Custodian	61,467	1.0	95047103	512960
	4110	SINGER	GARRETT	Shaughnessy Elementary School	Custodian	60,619	1.0	95047103	512960
	4110	JENSEN	THOMAS	Stoklosa Middle School	Custodian	59,807	1.0	96047103	512960
	4110	OUELLETTE	JAMES	Stoklosa Middle School	Custodian	62,279	1.0	96047103	512960
	4110	TAPIA	MARITZA	Stoklosa Middle School	Custodian	62,279	1.0	96047103	512960
	4110	CHOATE	TIMOTHY	Sullivan Middle School	Custodian	57,248	1.0	98847103	512960
	4110	CIACCIO	ANTHONY	Sullivan Middle School	Custodian	58,300	1.0	98847103	512960
	4110	RODRIGUEZ	LUIS	Sullivan Middle School	Custodian	58,752	1.0	98847103	512960
	4110	RIVERA-BAEZ	FELIX	The Career Academy	Custodian	60,139	1.0	92547103	512960
	4110	LOPEZ	NELSON	Wang Middle School	Custodian	55,587	1.0	98947103	512960
	4110	RUDY	DILLON	Wang Middle School	Custodian	61,467	1.0	98947103	512960
	4110	SINGER	CHARLES	Wang Middle School	Custodian	64,212	1.0	98947103	512960
	4110	COTTRELL	MATTHEW	Washington Elementary School	Custodian	59,807	1.0	94047103	512960
	4110	GRIFFIN	ROBERT	Bailey Elementary School	Custodian - Senior	66,838	1.0	90247103	512960
	4110	CLARK	JOHN	Bartlett Community Partnership	Custodian - Senior	66,838	1.0	98347103	512960
	4110	RILEY	RICHARD	Butler Middle School	Custodian - Senior	71,675	1.0	98447103	512960
	4110	BASTIEN	JUSTIN	Daley Middle School	Custodian - Senior	67,651	1.0	98547103	512960
	4110	LORENZO	NICHOLAS	Greenhalge Elementary School	Custodian - Senior	61,328	1.0	91547103	512960
	4110	GAGNON	JOSEPH	Lincoln Elementary School	Custodian - Senior	69,584	1.0	92047103	512960
	4110	SAYER	ALAN	Lowell High School	Custodian - Senior	82,270	1.0	99047103	512960
	4110	SHEEHAN	MICHAEL	Lowell High School	Custodian - Senior	85,590	1.0	99047103	512960
	4110	GIURLEO	MARK	McAuliffe Elementary School	Custodian - Senior	70,630	1.0	97547103	512960
	4110	CENTENO	ANTONIO	McAvinnue Elementary School	Custodian - Senior	66,838	1.0	91247103	512960
	4110	DIAMANTOPOULAS	JOHN	Moody Elementary School	Custodian - Senior	69,584	1.0	92747103	512960
	4110	ZEPKOSKI	MICHAEL	Morey Elementary School	Custodian - Senior	61,328	1.0	93047103	512960
	4110	HART	DEREK	Murkland Elementary School	Custodian - Senior	66,838	1.0	98047103	512960
	4110	CASEY	MICHAEL	Pawtucketville Memorial Elementary School	Custodian - Senior	68,669	1.0	93647103	512960
	4110	NAPPA	CARMEN	Pyne Arts Magnet School	Custodian - Senior	71,675	1.0	91847103	512960
	4110	QUINTAL	DEREK	Reilly Elementary School	Custodian - Senior	66,838	1.0	94047103	512960
	4110	ESTEVEZ	FREDDY	Robinson Middle School	Custodian - Senior	66,838	1.0	98647103	512960
	4110	KILUK	RICHARD	Rogers STEM Academy	Custodian - Senior	67,651	1.0	98747103	512960
	4110	PEABODY	MARK	Shaughnessy Elementary School	Custodian - Senior	71,675	1.0	95047103	512960

DESE Function									
Code	Last Name	First Name	School > Name	Job	Annual Pay	FTE	Org	Object	
4110	WALSH	SCOTT	Stoklosa Middle School	Custodian - Senior	70,630	1.0	96047103	512960	
4110	FINNEGAN	MATTHEW	Sullivan Middle School	Custodian - Senior	66,838	1.0	98847103	512960	
4110	RAMOS	RILEY	Wang Middle School	Custodian - Senior	61,328	1.0	98947103	512960	
4110	RUNION	MICHAEL	Washington Elementary School	Custodian - Senior	66,838	1.0	95547103	512960	
4110	UNDERWOOD	RICHARD	Central - Personnel and Operations Office	Director of Operations	134,589	1.0	99347103	512906	
4110	LEAHY	JOHN	Central - Personnel and Operations Office	Facilities Manager	102,287	1.0	99347103	512158	

Notes:
School Committee salaries remain unchanged.

Salaries for the Superintendent, Assistant Superintendents and Principals include increases in accordance with individual employment contracts for FY26.

Salaries for UTL, LSAA, SEIU, and Unaffiliated staff are based on School Committee-approved collective bargaining agreement (CBA) increases of 3.5%. Projected salaries include the mid-year increase and therefore may differ from the annual rates shown on the CBA salary grids.

The staffing list in this budget represents a snapshot of personnel as of FY25 and includes anticipated placements for FY26. Budget line items are based on Fair Student Funding average salaries and may not correspond directly to the individuals listed.

Staff who are split-funded or supported through grant offsets are shown as full FTEs in a single section of the staffing list for consistency.

DESE Function								
Code	Last Name	First Name	School > Name	Job	Annual Pay	FTE	Fund	
2305	LANES	MARYANNE	Lowell High School	Teacher	62,100	1.0	1180	
2330	CHAN	SOCHITRA	Adult Basic Education Program	Administrative Assistant	45,661	1.0	1551	
2330	MARRERO	GLADYS	Adult Basic Education Program	Administrative Assistant	63,101	1.0	1551	
3000	GIRALDO	ADRIANA	Adult Basic Education Program	ABE Program Manager	79,952	1.0	1551	
3000	FLYNN	SARAH	Adult Basic Education Program	ASE Registrar	60,799	1.0	1551	
3000	PEARSON	AMANDA	Adult Basic Education Program	ESOL Registrar	66,627	1.0	1551	
3000	LACROIX	AMANDA	Adult Basic Education Program	Student Support Services Specialist	64,686	1.0	1551	
2120	HUESTON	ANNA	Central - Academics	CFCE Team Leader	72,450	1.0	1570	
3100	SUY	SOKUNTHEA	Central - Academics	Home Visitor	47,097	1.0	1570	
3100	TIRU-ORTIZ	ELIZABETH	Central - Academics	Home Visitor	47,097	1.0	1570	
3100	BRITO	MADELINE	Central - Academics	Parent Liaison	47,097	1.0	1570	
3100	SARATH	MECHNA	Central - Academics	Parent Liaison	47,097	1.0	1570	
2110	ROCHELEAU	CAROLYN	Central - Finance Office	Director -Title I	151,272	1.0	1604	
2210	AGOSTINHO	ROBERTA	Bartlett Community Partnership	Bilingual Family Liaison	57,887	1.0	1604	
2210	DEMOS	VANESSA	Central - Student Support	Bilingual Family Liaison	57,887	1.0	1604	
2210	QUINTERO	BEATRIZ	Central - Student Support	Bilingual Family Liaison	57,887	1.0	1604	
2210	HUSSAINI	BAHARA	Central - Student Support	Bilingual Family Liaison Lead	69,986	1.0	1604	
2210	ALONZO	SOLANGEL	Central - Student Support	Community Schools Program Manager	98,916	1.0	1604	
2210	DEMORAES	LIRA	Robinson Middle School	Parent Liaison	47,097	1.0	1604	
2330	LAWRENCE	LETOYA	Central - Finance Office	Administrative Assistant	67,158	1.0	1604	
2330	POLAK	DIANNE	Central - Finance Office	Administrative Assistant	68,807	1.0	1604	
2330	FAHEY	MARGARET	Central - Schools Office	Student Data Admin	75,370	1.0	1604	
2352	BERKMAN	LAUREN	Sullivan Middle School	Instructional Specialist	114,675	1.0	1604	
2352	BUOTE	JESSICA	Rogers STEM Academy	Instructional Specialist	106,760	1.0	1604	
2352	CARROLL	SHEILA	Daley Middle School	Instructional Specialist	117,554	1.0	1604	
2352	DASILVA	ANABELA	Sullivan Middle School	Instructional Specialist	120,719	1.0	1604	
2352	GIAVROUTAS	SARAH	Robinson Middle School	Instructional Specialist	117,554	1.0	1604	
2352	POULIOT	CHARLES	Lowell High School	Instructional Specialist	117,554	1.0	1604	
2352	SILVA	STEPHEN	Butler Middle School	Instructional Specialist	113,786	1.0	1604	
2352	BUCHANAN	JULIE	Bailey Elementary School	Literacy Specialist	122,758	1.0	1604	
2352	CURLEY	BEATRIZ	McAvinnue Elementary School	Literacy Specialist	124,489	1.0	1604	
2352	DRISCOLL	MELISSA	Greenhalge Elementary School	Literacy Specialist	115,521	1.0	1604	
2352	GOLNER	LISA	Moody Elementary School	Literacy Specialist	115,784	1.0	1604	
2352	GREGOIRE	WENDY	Pawtucketville Memorial Elementary School	Literacy Specialist	117,554	1.0	1604	
2352	HICKOK	MAGHAN	Bartlett Community Partnership	Literacy Specialist	106,760	1.0	1604	
2352	HUBER	DANA	Lincoln Elementary School	Literacy Specialist	110,905	1.0	1604	
2352	MOISAKIS	LISA	Rogers STEM Academy	Literacy Specialist	115,521	1.0	1604	
2352	OTIS	HEIDI	Pyne Arts Magnet School	Literacy Specialist	117,554	1.0	1604	

DESE Function								
Code	Last Name	First Name	School > Name	Job	Annual Pay	FTE	Fund	
2352	PETITPAS	ALYSSE	Shaughnessy Elementary School	Literacy Specialist	106,760	1.0	1604	
2352	WADE	KRISTIN	McAuliffe Elementary School	Literacy Specialist	110,583	1.0	1604	
2352	HUGO	CATHERINE	Washington Elementary School	Literacy Specialist	115,784	1.0	1604	
3200	STEC	JILL	Central - Academics	District Support Specialist	127,347	1.0	1604	
2110	CARBONE	ALLYSON	Lowell High School	Department Head	143,701	1.0	1611	
2120	CUNEO	CAROLYN	Leblanc Therapeutic Day School	Coordinator - Alt School	135,897	1.0	1611	
2320	MCHALE	MOLLY	Adie Day School	Behavior Specialist SPED	122,926	1.0	1611	
2320	TANGUAY	MARISSA	Adie Day School	Behavior Specialist SPED	122,926	1.0	1611	
2320	KILFOYLE	MARY ELLEN	Central - Student Support	Coordinator - PDD	115,159	1.0	1611	
2320	MENDONCA	LISA	Lowell High School	Eval Team Chair	116,521	1.0	1611	
2320	GASPARI	MARIANNE	Bartlett Community Partnership	Nurse	68,818	1.0	1611	
2320	FOLEY	LEA	Adie Day School	Nurse SPED	68,818	1.0	1611	
2330	CANDELOORO	DEBRA	Central - Finance Office	Administrative Assistant	68,807	1.0	1611	
2330	CRUZ	TAMARA	Central - Student Support	Administrative Assistant	61,951	1.0	1611	
2330	MELI	DEENA	Central - Student Support	Assistant SpEd Director	146,777	1.0	1611	
2330	PETERS	PAULA	Central - Student Support	Assistant SpEd Director	143,311	1.0	1611	
2330	ALAI	SOUAD	Greenhalge Elementary School	Paraprofessional	34,155	1.0	1611	
2330	AMIN	SHAMIMA	Shaughnessy Elementary School	Paraprofessional	34,155	1.0	1611	
2330	CHARTIER	BAILEY	Lincoln Elementary School	Paraprofessional	39,159	1.0	1611	
2330	DEXTER	MARANJELY	Pyne Arts Magnet School	Paraprofessional	34,155	1.0	1611	
2330	KENNEDY	NOREEN	Pawtucketville Memorial Elementary School	Paraprofessional	43,694	1.0	1611	
2330	MCANESPIE	DANIEL	Lowell High School	Paraprofessional	39,159	1.0	1611	
2330	MELENDEZ	ANTHONY	Pawtucketville Memorial Elementary School	Paraprofessional	34,155	1.0	1611	
2330	MISTRY	AMITA	Bartlett Community Partnership	Paraprofessional	48,848	1.0	1611	
2330	NEWELL	TIMOTHY	Robinson Middle School	Paraprofessional	43,694	1.0	1611	
2330	RODRIGUEZ	MICHELLE	Greenhalge Elementary School	Paraprofessional	34,155	1.0	1611	
2330	RYAN	TRICIA	Greenhalge Elementary School	Paraprofessional	39,159	1.0	1611	
2330	HURLEY	KEVIN	McAvinnue Elementary School	Paraprofessional-ADJ	40,791	1.0	1611	
2330	MCDERMOTT	EDWARD	Laura Lee Therapeutic Day School	Paraprofessional-ADJ	42,291	1.0	1611	
2330	MOLA	SAPNA	Laura Lee Therapeutic Day School	Paraprofessional-ADJ	40,791	1.0	1611	
2330	SECCHIAROLI	BIANCA	Lincoln Elementary School	Paraprofessional-ADJ	34,155	1.0	1611	
2330	AFFANI	BOUCHRA	Adie Day School	Paraprofessional-Health	34,155	1.0	1611	
2330	BOULIS	MARTINA	Adie Day School	Paraprofessional-Health	38,531	1.0	1611	
2330	CANDIDO	RENATA	Adie Day School	Paraprofessional-Health	34,155	1.0	1611	
2330	CRUZ	JESSENIA	Shaughnessy Elementary School	Paraprofessional-Health	34,155	1.0	1611	
2330	GUERIN	PAULA	Adie Day School	Paraprofessional-Health	34,155	1.0	1611	
2330	GUIRGUIS	MARIEM	Greenhalge Elementary School	Paraprofessional-Health	42,017	1.0	1611	
2330	LAWRENCE	TINA	Bartlett Community Partnership	Paraprofessional-Health	34,155	1.0	1611	
2330	LEVESQUE	DARLENE	Adie Day School	Paraprofessional-Health	34,155	1.0	1611	
2330	LIRIANO	YAMIRCA	Adie Day School	Paraprofessional-Health	34,155	1.0	1611	

DESE Function								
Code	Last Name	First Name	School > Name	Job	Annual Pay	FTE	Fund	
2330	MAGHDAOUI	ASMAA	Bailey Elementary School	Paraprofessional-Health	42,017	1.0	1611	
2330	MAKARA	EMILY	Morey Elementary School	Paraprofessional-Health	42,017	1.0	1611	
2330	METHERALL	CHRISTINA	Pawtucketville Memorial Elementary School	Paraprofessional-Health	42,017	1.0	1611	
2330	MILINAZZO	AMANDA	Bartlett Community Partnership	Paraprofessional-Health	34,155	1.0	1611	
2330	MOSHFIQ	SONYA	Adie Day School	Paraprofessional-Health	34,541	1.0	1611	
2330	OEUR	EMILY	Cardinal O'Connell Early Learning Center	Paraprofessional-Health	39,060	1.0	1611	
2330	PHAUK	JOHNNY	Bartlett Community Partnership	Paraprofessional-Health	46,551	1.0	1611	
2330	POLYZOS	ELENI	Pawtucketville Memorial Elementary School	Paraprofessional-Health	34,155	1.0	1611	
2330	RAMOS	NANCY	Reilly Elementary School	Paraprofessional-Health	38,295	1.0	1611	
2330	ROSA	CHRISTIE	McAvinnue Elementary School	Paraprofessional-Health	34,155	1.0	1611	
2330	SALVANT	KESHIA	Adie Day School	Paraprofessional-Health	34,155	1.0	1611	
2330	SOK	ROSINA	Rogers STEM Academy	Paraprofessional-Health	42,017	1.0	1611	
2330	SOTO	KAYLEE	Adie Day School	Paraprofessional-Health	34,155	1.0	1611	
2330	SWANN	ADRIANA	Adie Day School	Paraprofessional-Health	37,696	1.0	1611	
2330	TATRO	KRISTIN	Adie Day School	Paraprofessional-Health	34,155	1.0	1611	
2330	THABET	SOHEIR	Adie Day School	Paraprofessional-Health	34,155	1.0	1611	
2330	TRINIDAD	JOANNA	Greenhalge Elementary School	Paraprofessional-Health	34,155	1.0	1611	
2330	TYROS	GEORGE	Adie Day School	Paraprofessional-Health	34,155	1.0	1611	
2330	URIBE ORTIZ	ISABEL	Adie Day School	Paraprofessional-Health	34,155	1.0	1611	
2330	WAFO	FRANCK	Adie Day School	Paraprofessional-Health	34,155	1.0	1611	
2330	YOUSSEF	MARIAM	Adie Day School	Paraprofessional-Health	38,531	1.0	1611	
2120	LACROIX	SUSAN	Central - Academics	Assistant Coordinator - ECE/Fam. Lit.	112,495	1.0	1618/1656	
2305	MARSHALL	SUZANNE	Central - Academics	Teacher	105,741	1.0	1656	
2305	PERRON	ROBIN	Central - Academics	Teacher-Special Ed	94,556	1.0	1656	
2320	GOLDMAN-KREITHEN	SUSAN	Central - Academics	Speech Pathology and Audiology Services	111,283	1.0	1656	
3200	COFFEY	DEIRDRE	Central - Academics	District Support Specialist	121,487	1.0	1678	
2120	MAGGIO	GUSEPPINA	Central - Personnel and Operations Office	Coordinator - Teacher Academy	117,836	1.0	1679	
2305	OSMANI	ANIM	Lowell High School	Edu Prog Producer	70,457	1.0	PEG	

Notes:

Salaries for UTL, LSAA, SEIU, and Unaffiliated staff are based on School Committee-approved collective bargaining agreement (CBA) increases of 3.5%. Projected salaries include the mid-year increase and therefore may differ from the annual rates shown on the CBA salary grids.

The staffing list in this budget represents a snapshot of personnel as of FY25 and includes anticipated placements for FY26. Budget line items are based on Fair Student Funding average salaries and may not correspond directly to the individuals listed.

Staff who are split-funded or supported through grant offsets are shown as full FTEs in a single section of the staffing list for consistency.

Appendices

Foundation Budget, Chapter 70 State Aid Calculation

For **Fiscal Year 2026 (FY26)**, the Massachusetts Department of Elementary and Secondary Education (DESE) has calculated the **foundation budget** for Lowell Public Schools at **\$330,445,792**, reflecting a **7.27% increase** from **\$308,040,584** in FY25. This amount represents the minimum spending required to ensure adequate education funding based on student enrollment, grade levels, and specific student needs.

The **October 1st student enrollment count** increased from **16,506** in FY25 to **16,836** in FY26, an increase of **330 students (2.00%)**. This count includes all students in the district, including those attending charter schools.

The state also determines how much the **City of Lowell** must contribute toward school funding based on local property taxes and income. For FY26, the **required district contribution** increased by **6.10%**, from **\$64,989,538** in FY25 to **\$68,956,678** in FY26.

The remainder of the **foundation budget** is covered by **Chapter 70 state aid**, which increased by **7.59%**, from **\$243,051,046** in FY25 to **\$261,489,114** in FY26. This increase is due in part to the **Student Opportunity Act (SOA)**, which continues to provide additional funding for students with **special needs, English Learners (EL), and low-income students**.

Overall, the **required net school spending (NSS)** remains at **100% of the foundation budget**, ensuring that Lowell Public Schools meet the state's mandated funding levels. The **Chapter 70 Aid share of the foundation budget** also saw a slight increase from **78.90% in FY25 to 79.13% in FY26**. These funding increases help ensure that Lowell Public Schools continue to receive adequate resources to support student learning and address educational needs across the district.

As reflected in the table below, State Aid is only one part of the revenue figure that funds the budget. The state determines the minimum that must be spent in a school district to continue receiving State Aid. The City portion of this amount is considered the required minimum contribution. The City's contribution to schools is made up of two parts: cash contributions to directly support schools and "chargebacks" for City expenditures. Chargebacks are costs of the city that are charged to the schools as a shared cost.

Foundation Budget, Chpt. 70, Comparison to FY25

	FY25	FY26	Change	Pct Chg
Enrollment	16,506	16,836	330	2.00%
Foundation Budget	\$308,040,584.00	\$330,445,792.00	\$22,405,208.00	7.27%
Required District Contribution	\$ 64,989,538.00	\$ 68,956,678.00	\$ 3,967,140.00	6.10%
Chapter 70 Aid	\$243,051,046.00	\$261,489,114.00	\$18,438,068.00	7.59%
Required Net School Spending (NSS)	\$308,040,584.00	\$330,445,792.00	\$22,405,208.00	7.27%

In January, the release of the Governor's Budget (shown above), the state figures indicated a required increase to the city's required minimum by \$3.97M. The city makes up the required minimum contribution through general fund contributions and Maintenance of Effort costs. The annual increase to the required minimum contribution is not fully funded in cash.

Other Forms of Revenue

Grant Revenue

Grants from state and federal sources play a crucial role in helping **Lowell Public Schools (LPS)** provide students with a high-quality education. The majority of these grants come from entitlement programs such as **Title I, IIA, III, and IV**, as well as the **Special Education 240 IDEA grant**. A key restriction on these funds is that they **cannot be used to replace existing expenses** (known as supplanting). This means that LPS **cannot use these funds to cover costs that would otherwise be required**, such as salaries for principals or regular classroom teachers. However, the grants can be used to fund programs and positions that provide **additional support**, such as interventionists or enrichment teachers.

In recent years, **Title grants** have been used to support instructional coaching and curriculum development by funding positions such as **Instructional Specialists, Literacy Specialists, and Tutors** in each school. These grants also help cover the cost of **assessment tools (such as i-Ready), social-emotional learning programs, and instructional supplies**. Additionally, LPS secures **competitive grants**, often through the **Coordinator of Special Programs**, which fund initiatives such as **summer and after-school programs**.

One challenge with grant funding is that **allocations for the following year are not released until after the district's budget is developed and approved**. As a result, the district must rely on **current-year data** and make predictions about whether a grant will continue, increase, or decrease. For the current fiscal year, as of this writing, the **total value of secured grants** is **\$21,966,261**, which includes multi-year grants such as the Special Education IDEA, Full-Service Community School Grant, and all federal, state, and private grants.

This approach ensures that LPS can responsibly plan for the use of grants while maintaining financial stability for essential programs and services.

Revolving Accounts

In Massachusetts, school districts can use revolving and special revenue accounts, which do not follow the traditional fiscal year cycle and do not roll into the city's general fund. Revolving funds are used to track revenue from specific programs, fees, or charges separately. These funds are earmarked for spending without requiring an appropriation and are meant to support the programs or services that generated the revenue. Revolving funds are especially useful for covering expenses that fluctuate with demand and can be offset by fees collected throughout the year.

Lowell Public Schools maintains several revolving accounts commonly found in school districts, including athletics, school choice, facility rentals, special education out-of-district tuition (Circuit Breaker, in the following section), and Food Services. In simple terms, revolving accounts function like savings accounts, allowing the district to carry forward balances to help fund future costs. Maintaining a healthy balance in these accounts is important while ensuring compliance with fund-specific limits.

Over the past few years, our revolving account balances have improved significantly. The percentage of revolving account balances compared to the overall budget reflects the district's financial stability. Currently, these accounts represent financial flexibility in case of unexpected costs. Traditionally, two revolving funds—Out-of-District (OOD) tuition and Food Service - are used to help offset annual operating expenses. While maintaining a strong balance is essential, we must also stay within the spending limits set for each fund.

For example, the Food Service revolving fund has a maximum balance limit of three months' worth of average operating costs. These excess funds are meant to be reinvested into the Food Service program. Any food service expenditure over \$5,000 requires approval from DESE. We have submitted applications to DESE for investments in upgrading school kitchens and enhancing food service operations. Additional plans are underway to improve the overall student dining experience and ensure the surplus funds are used as intended to strengthen and enhance food service across the district.

Circuit Breaker

The Circuit Breaker revolving account provides financial assistance to public school districts to offset the cost of delivering high-cost special education services to students. This is a special fund approved by DESE to help school districts manage unexpected and uncontrollable costs in future years. The cost of OOD tuition can be extremely high, often exceeding \$100,000 per student. To help offset these expenses, DESE provides reimbursement through the Circuit Breaker program. School districts are responsible for covering the first \$45,600 of a student's tuition costs (the foundation amount). Any costs beyond this amount can be submitted to the state for partial reimbursement, which has typically ranged between 70% and 75% in recent years.

Districts can submit claims for reimbursement during two annual claim periods: **Year-End Claims** and **Extraordinary Relief**. These claim cycles allow districts to recover funds based on the actual costs paid for qualified special education tuition and instructional services, as well as for transportation to out-of-district programs. The reimbursement applies to expenses such as private program tuition rates, individually authorized student program rates, collaborative tuition rates, in-district service rates, and transportation costs. Pricing for these services is set by state and public entities outside of the Circuit Breaker program.

By collecting and saving these reimbursements in a revolving account, districts can better prepare for sudden increases in students who require out-of-district placements. However, there is a limit to how much can be carried forward. The balance in this account cannot exceed the amount reimbursed in the current year. Because of this, the district regularly reviews the account to make informed financial decisions and plan strategically for future costs.

Medicaid

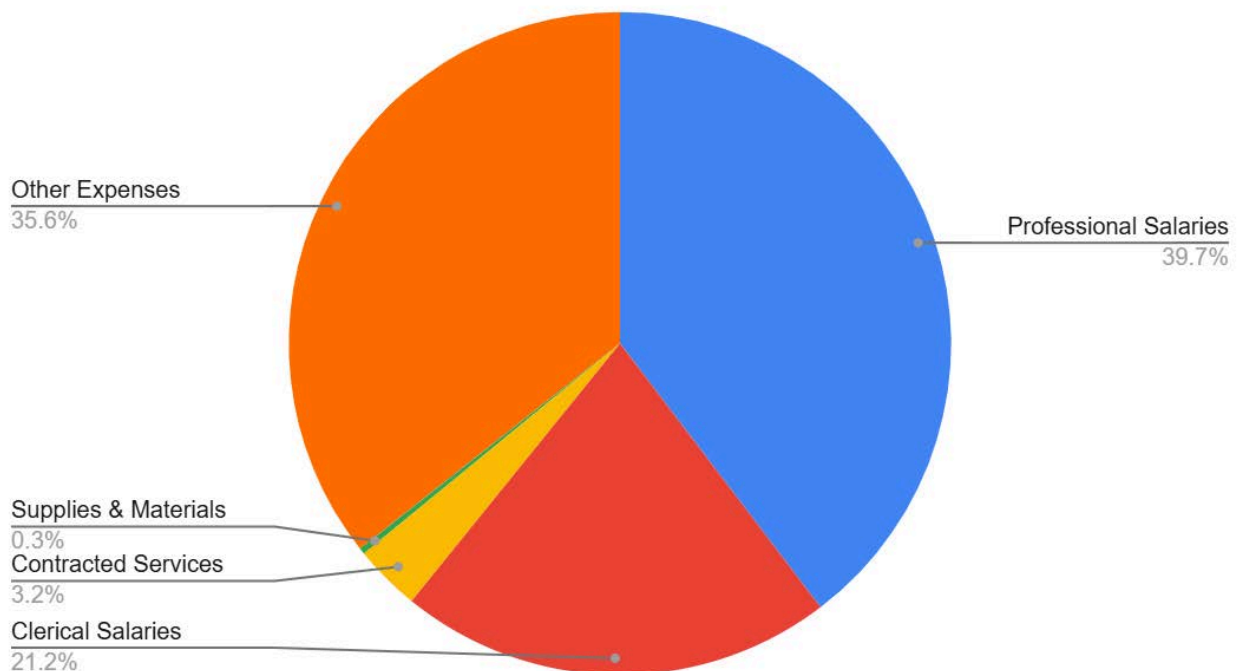
The school-based Medicaid Program allows public school districts to seek partial reimbursement from Medicaid for providing certain health-related services to eligible students with individualized education programs. These Services can include speech therapy, occupational therapy, physical therapy, nursing, counseling, and evaluations. Districts can also claim administrative activities that support Medicaid outreach and enrollment. Funds recovered through this program must be reinvested in health-related services for students, and districts typically report eligible services through a combination fee for service billing and participation in the Random Moment Time Study (RMTS) to capture administrative claims. Proper documentation, service logs, and parental consent are critical to maintaining compliance and maximizing reimbursements. Revenues are typically collected by the City.

Proposed Budget by Cost Center Compared with Prior Fiscal Years

The tables that follow provide a year-over-year comparison of dollar amounts, and the most recent percentage change of budget categories in various Cost Centers. The charts are designed to visually present the portion of the budget in the expense category for FY26.

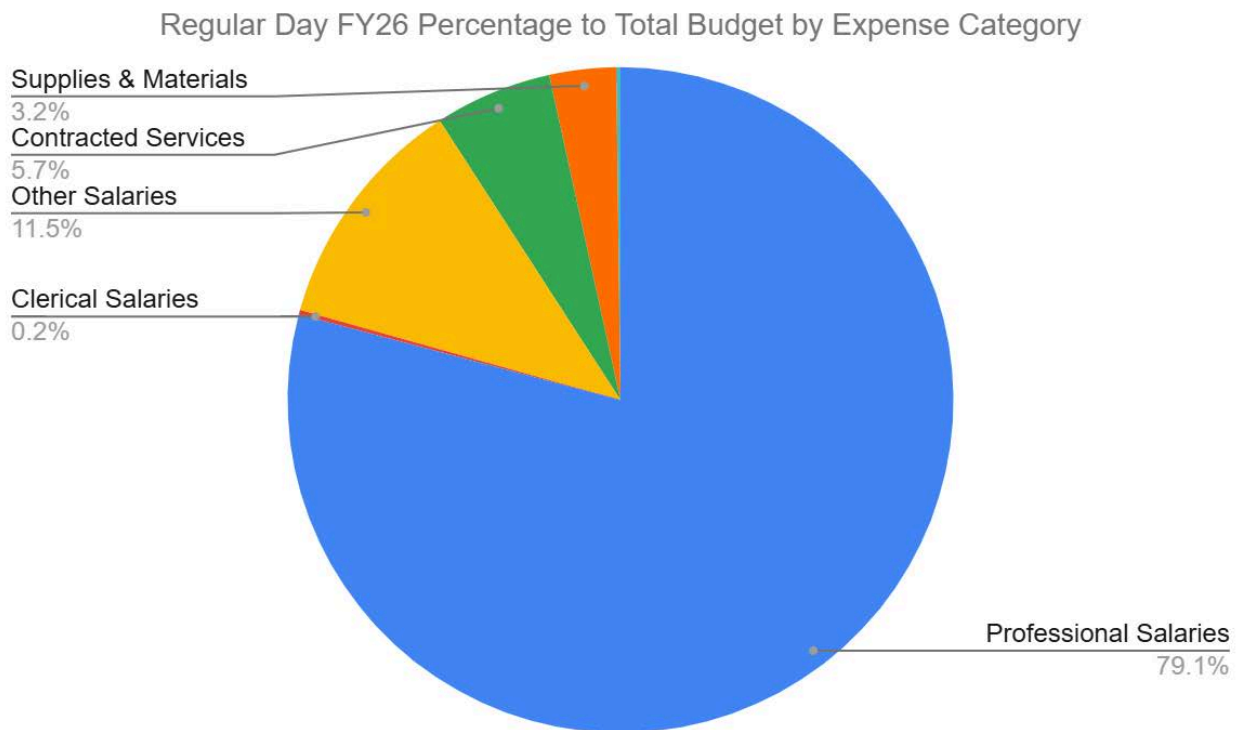
FY26 Proposed Budget by Categories of Spending Compared with Prior Fiscal Years:						
Budget Category	Actual Expended FY22	Actual Expended FY23	Actual Expended FY24	Final Approved Budget FY25	Proposed Budget FY26	% Change FY26 v. FY25
Administration						
Professional Salaries	\$4,695,626	\$1,739,501	\$1,919,433	\$3,577,858	\$3,440,981	-4%
Clerical Salaries	\$1,171,690	\$1,430,590	\$1,623,385	\$1,815,883	\$1,838,454	1%
Contracted Services	\$200,916	\$560,676	\$460,219	\$159,000	\$281,050	77%
Supplies & Materials	\$17,238	\$1,309,629	\$41,273	\$43,500	\$25,500	-41%
Other Expenses	\$1,640,800	\$260,155	\$1,872,010	\$1,762,100	\$3,092,900	76%
Total	\$7,726,270	\$5,300,551	\$5,916,320	\$7,358,341	\$8,678,885	18%

District Administration FY26 Percentage to Total Budget by Expense Category



FY26 Proposed Budget by Categories of Spending Compared with Prior Fiscal Years:

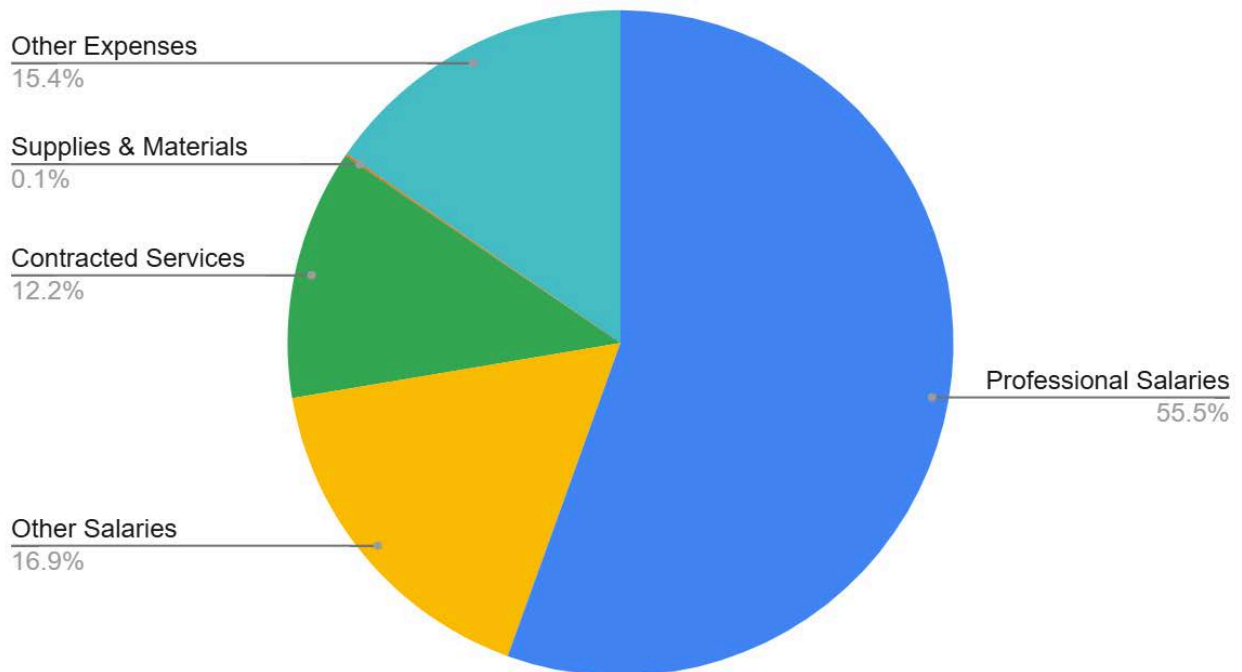
Budget Category	Actual Expended FY22	Actual Expended FY23	Actual Expended FY24	Final Approved Budget FY25	Proposed Budget FY26	% Change FY26 v. FY25
Regular Education						
Professional Salaries	\$78,220,862	\$87,690,008	\$90,130,169	\$107,744,818	\$105,542,896	-2%
Clerical Salaries	\$238,435	\$268,170	\$267,740	\$254,076	\$294,315	16%
Other Salaries	\$7,493,120	\$9,088,017	\$15,803,579	\$16,837,270	\$15,339,503	-9%
Contracted Services	\$5,110,649	\$500,011	\$7,345,056	\$6,915,700	\$7,601,142	10%
Supplies & Materials	\$6,047,982	\$3,265,392	\$3,075,750	\$4,946,983	\$4,320,323	-13%
Other Expenses	\$1,085,207	\$5,813,153	\$1,594,915	\$668,000	\$263,000	-61%
Total	\$98,196,256	\$106,624,751	\$118,217,209	\$137,366,847	\$133,361,179	-3%



FY26 Proposed Budget by Categories of Spending Compared with Prior Fiscal Years:

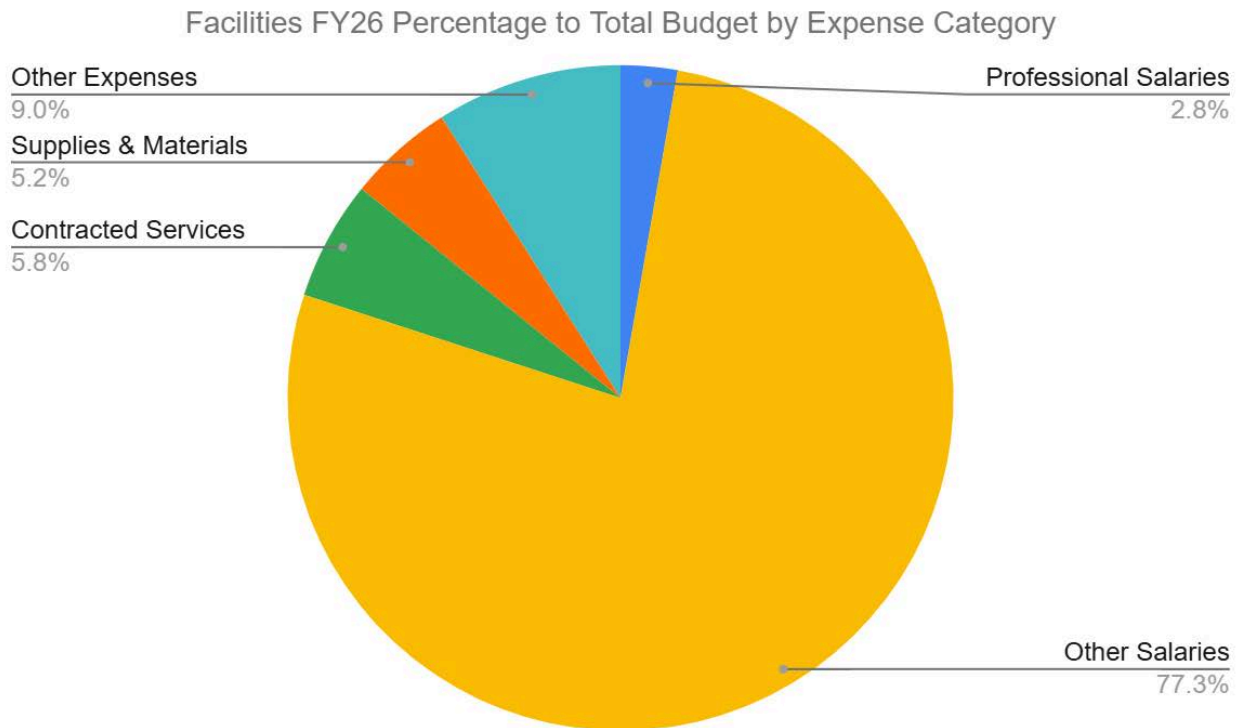
Budget Category	Actual Expended FY22	Actual Expended FY23	Actual Expended FY24	Final Approved Budget FY25	Proposed Budget FY26	% Change FY26 v. FY25
Special Education						
Professional Salaries	\$28,697,970	\$27,139,275	\$35,201,495	\$31,177,162	\$35,957,700	15%
Clerical Salaries	\$501,654	\$514,411	\$506,550	\$0	\$0	0%
Other Salaries	\$6,706,291	\$7,026,059	\$8,782,076	\$8,102,296	\$10,919,720	35%
Contracted Services	\$6,735,325	\$21,109	\$7,915,642	\$5,037,000	\$7,883,363	57%
Supplies & Materials	\$84,715	\$52,078	\$278,759	\$61,000	\$61,000	0%
Other Expenses	\$5,503,762	\$14,395,561	\$5,839,340	\$7,860,335	\$9,968,228	27%
Total	\$48,229,717	\$49,148,492	\$58,523,861	\$52,237,793	\$64,790,011	24%

Special Education FY26 Percentage to Total Budget by Expense Category



FY26 Proposed Budget by Categories of Spending Compared with Prior Fiscal Years:

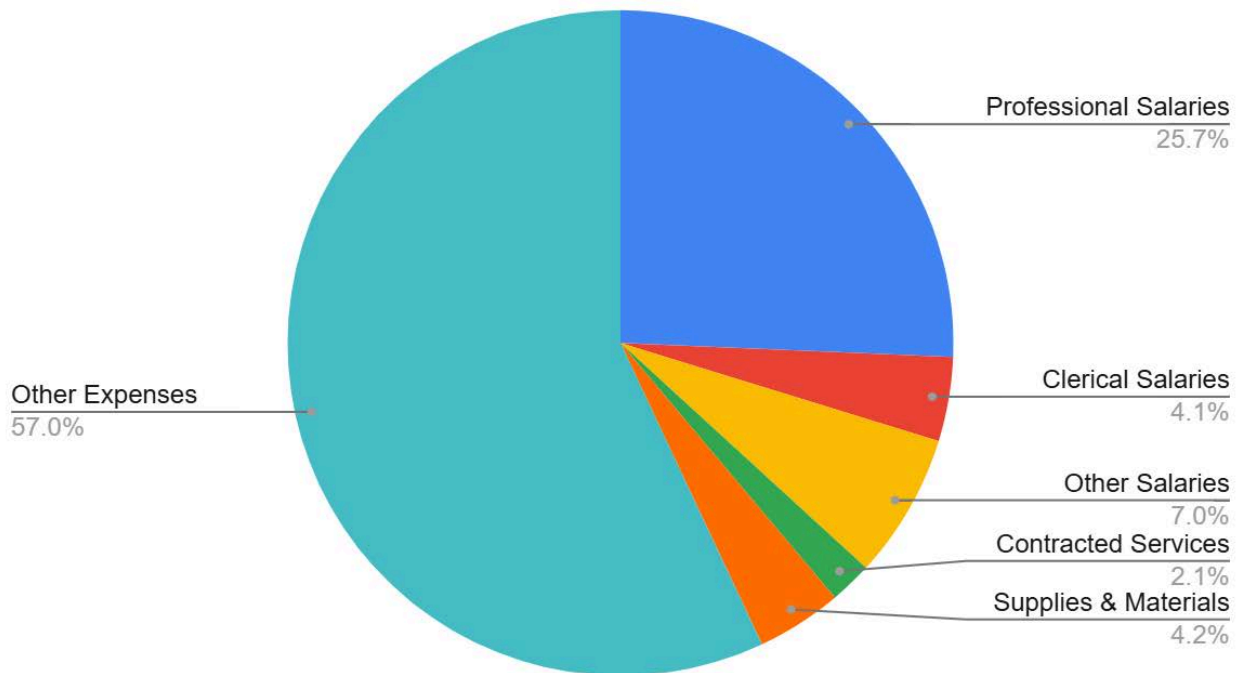
Budget Category	Actual Expended FY22	Actual Expended FY23	Actual Expended FY24	Final Approved Budget FY25	Proposed Budget FY26	% Change FY26 v. FY25
Facilities						
Professional Salaries	\$252,069	\$0	\$215,472	\$202,281	\$236,877	17%
Clerical Salaries	\$0	\$0	\$0	\$0	\$0	0%
Other Salaries	\$5,515,628	\$5,888,456	\$6,294,664	\$5,945,931	\$6,632,653	12%
Contracted Services	\$270,133	\$1,109,036	\$1,891,088	\$300,000	\$498,332	66%
Supplies & Materials	\$347,945	\$577,703	\$609,294	\$442,000	\$442,000	0%
Other Expenses	\$334,965	\$204,860	\$416,408	\$775,000	\$775,000	0%
Total	\$6,720,740	\$7,780,055	\$9,426,926	\$7,665,212	\$8,584,862	12%



FY26 Proposed Budget by Categories of Spending Compared with Prior Fiscal Years:

Budget Category	Actual Expended FY22	Actual Expended FY23	Actual Expended FY24	Final Approved Budget FY25	Proposed Budget FY26	% Change FY26 v. FY25
District Wide						
Professional Salaries	\$11,634,519	\$11,736,247	\$14,823,765	\$13,179,050	\$14,393,827	9%
Clerical Salaries	\$1,889,575	\$1,873,989	\$1,987,059	\$1,995,930	\$2,295,657	15%
Other Salaries	\$362,265	\$2,995,250	\$1,020,088	\$4,669,626	\$3,946,129	-15%
Contracted Services	\$281,315	\$1,009,356	\$1,211,961	\$1,077,775	\$1,156,775	7%
Supplies & Materials	\$4,321,540	\$3,613,907	\$4,645,199	\$803,248	\$2,325,700	190%
Other Expenses	\$21,933,863	\$23,546,623	\$28,421,077	\$30,783,687	\$31,956,089	4%
Total	\$40,423,077	\$44,775,372	\$52,109,149	\$52,509,316	\$56,074,177	7%

District Wide FY26 Percentage to Total Budget by Expense Category



Summary of Reductions		
Location	Description	Reduction
Central	6 District Support Spec.	754,326
Central	Chief of Equity	177,424
Central	Curriculum Account Clerk	62,339
Central	Director of Human Resources	130,000
Central	District Webmaster	87,868
Central	Equity Executive Secretary	68,649
Central	Internal Auditor	85,000
Central	Native Language Support Teacher	98,292
Central	Parent Academy Director	120,000
Central	SPED Parent Liaison	61,105
Central	Technology Instructional Support Specialist	113,114
Schools	Afternoon in the Arts	201,400
Central	CLSP Contracted Services	202,000
Central	Data Processing Forms	15,000
Central	Early College Promise	262,000
Schools	K8 Athletics Investment	150,000
Central	Latinx Scholars	80,000
Central	Misc. Stipends	400,000
Central	Science Idea Camp Stipends	40,000
Central	Summer School	86,000
Central	Twilight/Afterschool	400,000
Central	Vaccine Clinic	35,000
Total Central Office Reductions		3,629,517
School Sites		
Bailey	1 Tutor, 1 Paraprofessional	69,239
BCPS	3 Tutors	90,720
Butler	1 Social Worker	111,195
Daley	2 Paras	77,998
Greenhalge	1 Paraprofessional, 1 Tutor, General Supplies	73,994
Lincoln	1 Paraprofessional, General Supplies & PD	65,546
LHS	1 Instructional Specialist & 1 Scheduler/Data Analyst	217,703
McAuliffe	2 Tutors, PD & General Supplies	68,780
McAvinnue	1 Paraprofessional, 1 Tutor	69,239
Moody	1 Paraprofessional	38,999
Morey	1 Paraprofessional, PT Parent Liaison, PD, General Supplies	78,048
Murkland	1 Paraprofessional, 1 Tutor	69,239
Pawtucket	1 Paraprofessional, PT Parent Liaison	57,899
Pyne Arts	2 Paraprofessionals	77,998
Reilly	1 Paraprofessional, General Supplies	64,596
Shaughnessy	1 Building Based Sub, 1 Tutor, Field Trips	83,682
STEM	3 Tutors, Technology, General Supplies	130,720
Stoklosa	2 Paraprofessionals	77,998
Sullivan	1 Behavior Support Position	98,292
Wang	1 Paraprofessional, PD, Contracted Services	69,828
Washington	1 Paraprofessional	38,999
Total Schools Reductions		1,730,712

Summary of Increases		
Location	Description	Increase
Schools	2 Psychologists	247,510
Schools	6 SPED Paras	233,994
Schools	Additional Day School Coordinator	130,000
Schools	Additional ELA Coordinator	135,130
Schools	Additional Math Coordinator	138,567
Schools	CLSP Stipends	21,000
Schools	Computer Software - Instructional	129,887
Schools	Day to Day Subs	400,000
Schools	Evaluation Team Chairpersons	121,471
Central	FRC Contracted Services	10,000
Central	FRC Stipends	30,000
Central	FRC Supplies	18,000
Central	Health Insurance	1,597,623
Central	Human Resources Manager	150,000
Schools	Increased Admin Hardware	881,500
Central	Internet Service Provider	159,300
Central	Misc. Contracted Services	28,000
Schools	Out-of-District Tuition	2,173,151
Central	Pre-employment Physicals	25,000
Central	Prior year unencumbered expenditures	150,000
Schools	Safety Contracted Services	198,332
Schools	Security Guard	51,251
Schools	SLPA	121,470
Schools	SPED Transportation	2,791,362
Schools	Speech Therapists and Pathologists	157,267
Schools	Student Resource Center Stipends	42,000
Schools	Student Resource Contracted Services	55,000
Schools	Student Resource Supplies	20,000
Schools	Student Support Contracted Services	300,000
Schools	Student Support Stipends	20,000
Schools	Student Support Supplies	20,000
Central	Teacher Academy Instructor Stipends	30,000
Central	Technology Contracted Services	99,050
Total Central and Schools Increases		10,685,865

Contact Information

Copies of the budget document are available at the Office of the Superintendent and on the Lowell Public School website at www.lowell.k12.ma.us. For additional information or clarification on the Superintendent's FY26 Proposed Budget, please feel free to contact the Central Office Finance Department for assistance at 978-674-4325.

Also, please reach out directly to the **Superintendent** or **Assistant Superintendent of Finance**:

Liam Skinner

Superintendent

978-674-4324

superintendent@lowell.k12.ma.us

Derek Pinto, Ed.D.

Assistant Superintendent of Finance

978-647-4325

dpinto@lowell.k12.ma.us

School Committee Members

Daniel P. Rourke

Mayor/School Committee Chair

Fred Bahou

Member

Dave Conway

Member

Eileen DelRossi

Member

Jackie Doherty

Member

Dominik Lay

School Committee Vice-Chair

Connie A. Martin

Member

Photo Credits

With gratitude and appreciation, we recognize the work of the following Lowell High School (LHS) students:

1. Thepsudah Komsonkeo & Kianna Nem, *Lowell 2025*
2. Emma Burns, *Love is the Fabric of Our Community*
3. Alexzeah Lazu, *You Can't Spell Community Without Unity*
4. Bradyn Tourville, Annalise Torres, Ethan Nintean, *Lowell*
5. Elvis Rodriguez, *My Cat*

